



Supporting Information

for

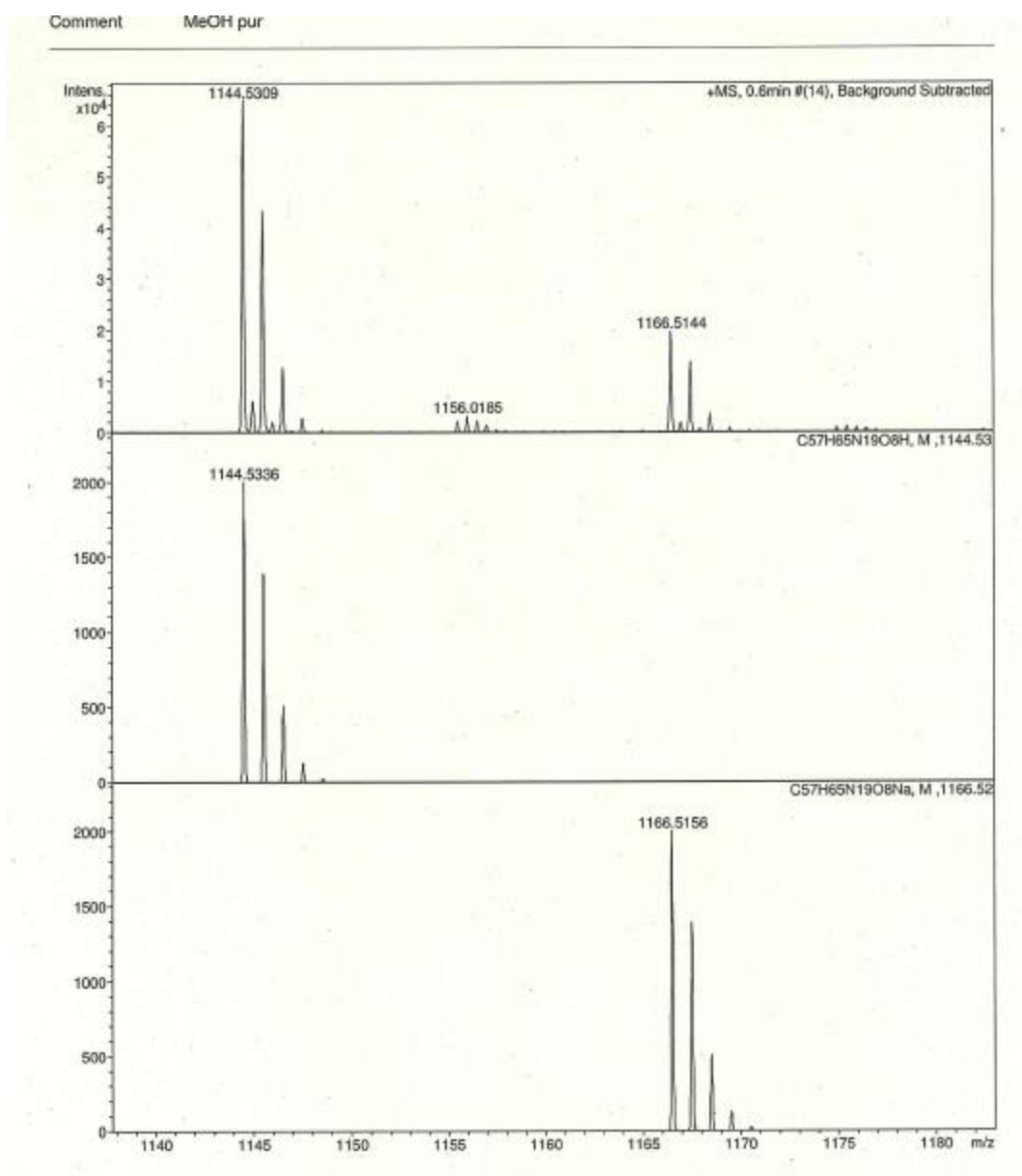
Photocontrolled DNA minor groove interactions of imidazole/ pyrrole polyamides

Sabrina Müller, Jannik Paulus, Jochen Mattay, Heiko Ihmels, Veronica I. Dodero
and Norbert Sewald

Beilstein J. Org. Chem. **2020**, *16*, 60–70. doi:10.3762/bjoc.16.8

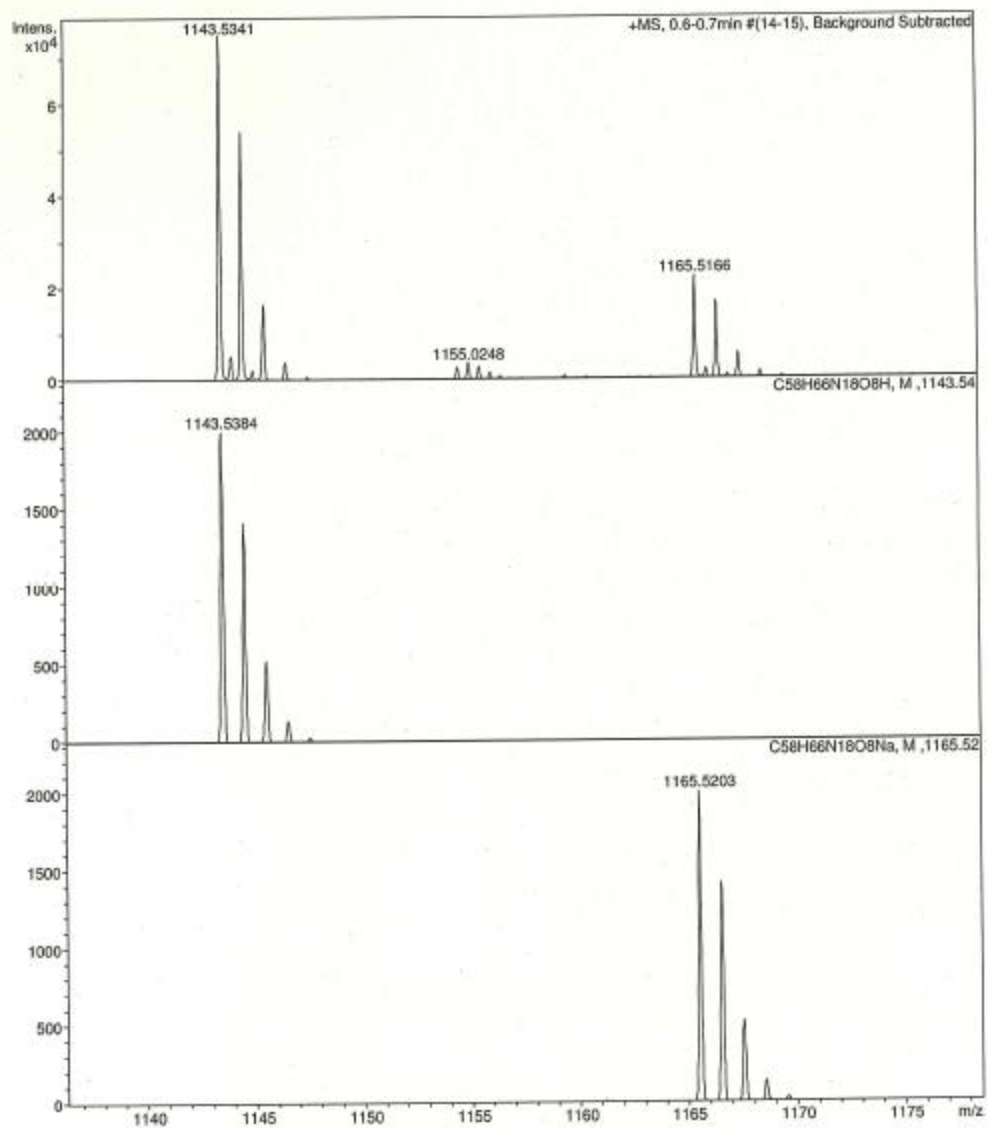
HRMS spectra of P1–P3

Compound P1




Compound P2

Comment MeOH pur



Compound P3

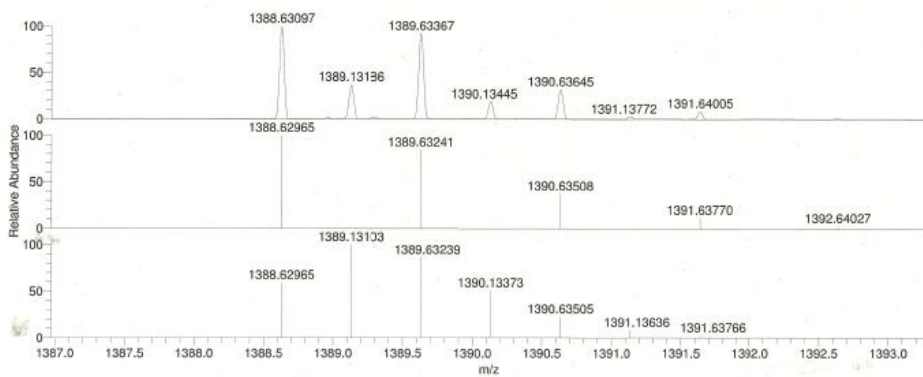
Bielefeld_AN662_150323094608 15/03/23 09:46:08 Sample in MeOH
Orbitrap XXL Organisch Chemisches Institut WWU Muenster



NL: 1.61E7
Bielefeld_AN662_150323094608
#63-78 RT: 0.97-1.19 AV: 16 T:
FTMS + p NSI Full ms
[200.00-2000.00]

NL: 4.23E5
C₆₉H₇₇N₂₃O₁₃H₂:
C₆₉H₇₈N₂₃O₁₃
c (gs, s /p:40)(Val) Chrg 2
R: 20000 Res .Pwr. @FWHM

NL: 4.23E5
C₆₉H₇₇N₂₃O₁₀HNa:
C₆₉H₇₈N₂₃O₁₀Na:
c (gs, s /p:40)(Val) Chrg 2
R: 20000 Res .Pwr. @FWHM



NL: 5.07E8
Bielefeld_AN662_150323094608
#63-78 RT: 0.97-1.19 AV: 16 T:
FTMS + p NSI Full ms
[200.00-2000.00]

NL: 4.23E5
C₆₉H₇₇N₂₃O₁₀H:
C₆₉H₇₈N₂₃O₁₀
c (gs, s /p:40)(Val) Chrg 1
R: 20000 Res .Pwr. @FWHM

NL: 3.02E5
(C₆₉H₇₇N₂₃O₁₀H)₂:
O₂₀N₄₆H₁₅₆C₁₃₈
c (gs, s /p:40)(Val) Chrg 2
R: 20000 Res .Pwr. @FWHM