

Supporting Information

Practical method to obtain α -acetoxyketones promoted by (diacetoxyiodo)benzene and acetic acid

Osvaldo J. Quintana-Romero, Jorge Camacho-Ruiz, Armando Ariza-Castolo
Departamento de Química, Centro de Investigación y Estudios Avanzados del Instituto Politécnico Nacional, Av. IPN 2508, San Pedro Zacatenco, 07360, Ciudad de México.

Content:

Spectra determination	S2
NMR and MS data	S2
Reference	S4
¹ H and ¹³ C NMR spectra of compound 2	S7
¹ H and ¹³ C NMR spectra of compound 3	S8
¹ H and ¹³ C NMR spectra of compounds 5a & 5b	S9
¹ H and ¹³ C NMR spectra of compound 7	S10
¹ H and ¹³ C NMR spectra of compounds 10 & 11	S11
¹ H and ¹³ C NMR spectra of compound 13	S12
¹ H and ¹³ C NMR spectra of compound 15	S13
¹ H and ¹³ C NMR spectra of compound 17	S14
¹ H and ¹³ C NMR spectra of compound 19	S15
¹ H and ¹³ C NMR spectra of compound 21	S16
¹ H and ¹³ C NMR spectra of compounds 23 & 24	S17
¹ H and ¹³ C NMR spectra of compounds 26 & 27	S18
¹ H and ¹³ C NMR spectra of compounds 29a & 29b	S19
¹ H and ¹³ C NMR spectra of compound 31	S20
¹ H and ¹³ C NMR spectra of compound 33	S21
¹ H and ¹³ C NMR spectra of compound 35	S22
¹ H and ¹³ C NMR spectra of compound 39	S23
¹ H and ¹³ C NMR spectra of compounds 40 & 41	S24
¹ H and ¹³ C NMR spectra of compound 43	S25
¹ H NMR of crude reaction product, compounds 7 & 8	S26
¹ H NMR of crude reaction product, compounds 10 & 11	S26
¹ H NMR of crude reaction product, compounds 23 & 24	S27
¹ H NMR of crude reaction product, compounds 26 & 27	S27
¹ H NMR of crude reaction product, compounds 29a & 29b	S28

Spectra determination

The NMR spectra were recorded using ECA-500 MHz JEOL spectrometers (^1H , 500.159 MHz; ^{13}C , 125.76 MHz). The unified scale¹ was used as a primary reference based on the ^1H resonance of TMS in a dilute solution (volume fraction $\varphi < 1\%$) in chloroform, $(\text{CH}_3)_4\text{Si}$ ($\delta^1\text{H}$, $\delta^{13}\text{C} = 0$).

The compounds were assigned using the pfg-COSY, pfg-HMBC and pfg-HSQC pulse sequences.²

The mass spectra of the compounds were determined in an Agilent 1200 Series SQ spectrometer coupled to HPLC with electrospray ionization.

NMR and MS data

1-Acetoxyacetophenone (2): ^1H NMR (CDCl_3 , 500 MHz): δ 7.93 (2H, d, $J = 7.4$ Hz), 7.62 (1H, t, $J = 7.4$ Hz), 7.50 (2H, t, $J = 7.4$ Hz), 5.35 (2H, s), 2.25 (3H, s). $^{13}\text{C}\{^1\text{H}\}$ NMR (CDCl_3 , 125 MHz): δ 192.27, 170.58, 134.29, 134.04, 128.99, 127.89, 66.15, 20.71. MS ES-API m/z : M^+ 179.1. The spectral data are in accordance with the previous reports.^{3,4}

α -Tosylacetophenone (3): ^1H NMR (CDCl_3 , 500 MHz): δ 7.82 (2H, d, $J = 8.5$ Hz), 7.81 (2H, dd, $J = 8.1$, 1.1 Hz), 7.58 (1H, t,t, $J = 7.4$, 1.1 Hz), 7.44 (2H, dd, $J = 8.1$, 7.44 Hz), 7.31 (2H, d, $J = 8.5$ Hz), 5.25 (2H, s), 2.41 (3H, s). $^{13}\text{C}\{^1\text{H}\}$ NMR (CDCl_3 , 125 MHz): δ 190.44, 145.44, 134.31, 133.81, 132.68, 130.03, 129.01, 128.21, 128.06, 70.10, 21.76. Spectroscopic properties are consistent to report.⁵

2,4-Dioxopentan-3-yl Acetate (5): ^1H NMR (CDCl_3 , 500 MHz): δ 5.42 (1H, s), 2.22 (6H, s), 2.18 (3H, s); enol tautomer 14.4 (br, 1H), 2.20 (s, 3H), 2.19 (s, 6H). $^{13}\text{C}\{^1\text{H}\}$ NMR (CDCl_3 , 125 MHz): δ 199.14, 169.32, 85.12, 27.33, 20.48; enol tautomer 184.78, 169.40, 128.20. ES-API m/z : M^+ 159.1. Spectroscopic properties are in agreement with the report.^{6,7}

1-acetoxy-2,5-hexanedione (7): ^1H NMR (CDCl_3 , 500 MHz): δ 4.66 (2H, s), 2.73 (2H, t, $J = 6.7$ Hz), 2.60 (2H, t, $J = 6.7$ Hz), 2.12 (3H, s), 2.10 (3H, s). $^{13}\text{C}\{^1\text{H}\}$ NMR (CDCl_3 , 125 MHz): δ 206.82, 202.29, 170.35, 68.06, 36.65, 32.29, 29.77, 20.49. ES-API m/z : M^+ 173.1. Previously reported.⁸

1-acetyloxy-2-butanone (10): ^1H NMR (CDCl_3 , 500 MHz): δ 4.43 (1H, s), 2.43 (2H, q, $J = 7.4$ Hz), 2.15 (3H, s), 1.08 (3H, t, $J = 7.42$ Hz). $^{13}\text{C}\{^1\text{H}\}$ NMR (CDCl_3 , 125 MHz): δ 204.53, 170.40, 67.82, 32.14, 20.58, 7.22. ES-API m/z : M^+ 131.0. Reported.⁹

3-acetyloxy-2-butanone (11): ^1H NMR (CDCl_3 , 500 MHz): δ 5.19 (1H, q, $J = 7.1$ Hz), 2.15 (3H, s), 2.12 (3H, s), 1.43 (3H, d, $J = 7.1$ Hz). $^{13}\text{C}\{^1\text{H}\}$ NMR (CDCl_3 , 125 MHz): δ 205.73, 170.46, 74.98, 25.73, 20.81, 16.04. ES-API m/z : M^+ 131.0. This compound had spectral data which were the same as the given in the literature.⁹

1-acetoxy-4-methyl-2-pentanone (13): ^1H NMR (CDCl_3 , 500 MHz): δ 4.60 (2H, s), 2.26 (2H, d, $J = 6.7$ Hz), 2.14 (1H, m), 2.14 (3H, s), 0.92 (6H, d, $J = 6.4$ Hz). $^{13}\text{C}\{^1\text{H}\}$ NMR

(CDCl₃, 125 MHz): δ 203.60, 170.38, 68.43, 47.66, 24.58, 22.60, 20.58. ES-API m/z : M⁺ 159.1. The ¹H NMR is similar to reported.¹⁰

1-Acetoxy 2-propanone (15): ¹H NMR (CDCl₃, 500 MHz): δ 4.64 (2H, s), 2.16 (3H, s), 2.15 (3H, s). ¹³C {¹H} NMR (CDCl₃, 125 MHz): δ 201.64, 170.18, 68.39, 26.15, 20.57. ES-API m/z : M⁺ 117.5. The spectral data were consistent with those previously reported.¹¹

2-acetoxycyclohexanone (17): ¹H NMR (CDCl₃, 500 MHz): δ 5.04 (1H, dt, $J = 1.4, 10.2$ Hz), 2.40 (1H, m), 2.33 (1H, m), 2.23 (1H, quint, $J = 9.5$), 2.11 (3H, s), 2.08 (1H, m), 1.83 (2H, m). ¹³C {¹H} NMR (CDCl₃, 125 MHz): δ 212.62, 170.31, 75.80, 34.92, 28.47, 20.85, 17.18. ES-API m/z : . Lit.^{9,12-15}

2-acetoxycyclohexanone (19): ¹H NMR (CDCl₃, 500 MHz): δ 5.09 (1H, dd, $J = 6.3, 12.0$ Hz), 2.43 (1H, ddt, $J = 2.4, 4.5, 13.7$ Hz), 2.33 (1H, dt, $J = 6.0, 13.7$ Hz), 2.23 (1H, m), 2.08 (3H, s), 2.03 (1H, dq, $J = 2.8, 6.0, 13.0$ Hz), 1.91 (1H, m), 1.70 (2H, m), 1.56 (1H, tq, $J = 3.8, 13.0$ Hz). ¹³C {¹H} NMR (CDCl₃, 125 MHz): δ 204.67, 170.06, 76.61, 40.73, 33.10, 27.21, 23.79, 20.78. ES-API m/z : M⁺ 157.1. Spectral data are consistent with lit.^{12,14-16}

2-acetoxycycloheptanone (21): ¹H NMR (CDCl₃, 500 MHz): δ 5.19 (1H, dd, $J = 3.5, 9.8$ Hz), 2.60 (1H, dt, $J = 5.6, 16.6$ Hz), 2.38 (1H, ddd, $J = 4.5, 10.9, 15.8$ Hz), 2.08 (3H, s), 1.95 (1H, dq, $J = 3.1, 13.7$ Hz), 1.80 (3H, m), 1.70 (2H, m), 1.59 (1H, qd, $J = 2.4, 10.6$ Hz), 1.31 (1H, m). ¹³C {¹H} NMR (CDCl₃, 125 MHz): δ 207.75, 170.30, 78.21, 40.74, 30.34 (2C), 28.52, 26.51, 23.06, 20.80. ES-API m/z : M⁺ 171.1. Spectral data in agreement with the report.^{15,17}

Cis-2-acetoxy-5-methylcyclohexanone (23a): ¹H NMR (CDCl₃, 500 MHz): δ 5.01 (1H, dd, $J = 6.3, 10.9$ Hz), 2.48 (1H, dd, $J = 5.3, 12.7$ Hz), 2.20 (1H, m), 2.17 (1H, m), 2.05 (3H, s), 1.95 (1H, m), 1.92 (1H, m), 1.67 (1H, m), 1.52 (1H, dd, $J = 2.8, 13.4$ Hz), 0.95 (3H, d, $J = 6.3$ Hz). ¹³C {¹H} NMR (CDCl₃, 125 MHz): δ 204.97, 170.10, 76.46, 46.77, 34.33, 31.63, 24.42, 22.21, 20.73. ES-API m/z : M⁺ 171.1

Trans-2-acetoxy-5-methylcyclohexanone (23b): ¹H NMR (CDCl₃, 500 MHz): δ 5.05 (1H, ddd, $J = 1.0, 6.7, 12.7$ Hz), 2.35 (1H, ddd, $J = 2.8, 3.8, 13.4$ Hz), 2.16 (1H, m), 2.05 (3H, s), 2.05 (1H, m), 1.84 (1H, m), 1.77 (1H, m), 1.66 (1H, qd, $J = 3.5, 13.4$ Hz), 1.42 (1H, qd, $J = 3.5, 13.4$ Hz), 0.95 (3H, d, $J = 6.3$ Hz). ¹³C {¹H} NMR (CDCl₃, 125 MHz): δ 203.99, 170.00, 76.26, 48.61, 35.03, 32.16, 31.63, 22.11, 20.73. ES-API m/z : M⁺ 171.1

Cis-2-acetoxy-6-methylcyclohexanone (26b): ¹H NMR (CDCl₃, 500 MHz): δ 5.12 (1H, ddd, $J = 1.0, 6.3, 12.3$ Hz), 2.48 (1H, sept, $J = 1.06, 6.36$ Hz), 2.28 (1H, m), 2.13 (3H, s), 2.11 (1H, m), 2.05 (1H, m), 1.82 (1H, m), 1.72 (1H, m), 1.32 (1H, ddd, $J = 3.8, 13.0$ Hz), 1.03 (3H, d, $J = 6.3$ Hz). ¹³C {¹H} NMR (CDCl₃, 125 MHz): δ 206.13, 170.05, 76.79, 44.34, 36.13, 33.49, 28.00, 20.82, 13.94. ES-API m/z : M⁺ 171.1. Previously reported.¹⁸

Cis -2-acetoxy-4-*t*-butylcyclohexanone (29a): ¹H NMR (CDCl₃, 500 MHz): δ 5.17 (1H, ddd, , $J = 1.0, 6.3, 13.0$ Hz), 2.45 (1H, dq, , $J = 2.4, 4.2, 13.7$ Hz), 2.37 (1H, ddd, , $J = 1.0, 6.0, 13.7$ Hz), 2.27 (1H, dq, , $J = 2.18, 12.01$ Hz), 2.11 (3H, s), 2.07 (2H, m), 1.66 (1H, tt, , $J = 2.8, 12.3$ Hz), 1.53 (1H, q, $J = 12.3$ Hz), 1.39 (1H, qd, $J = 4.5, 13.4$ Hz), 0.89 (9H, s). ¹³C {¹H} NMR (CDCl₃, 125 MHz): δ 205.01, 170.08, 76.22, 45.83, 39.56, 34.25, 32.51, 27.65, 20.82. ES-API m/z : M⁺ 213.1. Lit.¹⁹

1-acetoxy-4-methyl-3-penten-2-ona (31): ^1H NMR (CDCl_3 , 500 MHz): δ 6.00 (1H, septet, $J = 1.0$ Hz), 4.61 (2H, s), 2.13 (3H, d, $J = 1.0$ Hz), 2.12 (3H, s), 1.88 (3H, d, $J = 1.0$ Hz). ^{13}C $\{^1\text{H}\}$ NMR (CDCl_3 , 125 MHz): δ 203.60, 170.38, 159.41, 118.93, 68.79, 23.01, 21.31, 20.62. ES-API m/z : M^+ 157.1. The ^1H NMR and MS are similar to reported.²⁰

1-acetoxy-2-indanona (33): δ 7.36 (4H, m), 5.97 (1H, s), 3.60 (1H, d, $J = 22.0$ Hz), 3.67 (1H, d, $J = 22.0$ Hz), 2.17 (3H, s). $^{13}\text{C}\{^1\text{H}\}$ NMR (CDCl_3 , 125 MHz): δ 209.56, 170.26, 137.18, 136.94, 129.69, 128.08, 125.31, 125.27, 75.37, 41.38, 20.67. ES-API m/z : M^+ 192.1. The ^1H NMR is similar to reported.²¹

7-oxo-6,7-dihydro-5H-cyclopenta[b]pyridin-6-yl acetate (35): ^1H NMR (CDCl_3 , 500 MHz): δ 8.81 (1H, d, $J = 4.2$ Hz), 7.85 (1H, d, $J = 7.7$ Hz), 7.50 (1H, dd, $J = 4.5, 8.1$ Hz), 5.41 (1H, dd, $J = 4.9, 8.1$ Hz), 3.68 (1H, dd, $J = 8.12, 17.3$ Hz), 3.08 (1H, dd, $J = 4.9, 17.31$ Hz), 2.18 (3H, s). $^{13}\text{C}\{^1\text{H}\}$ NMR (CDCl_3 , 125 MHz): δ 199.55, 170.38, 151.80, 151.64, 146.05, 135.36, 128.56, 72.77, 31.65, 20.75. ES-API m/z : M^+ 192.0

(E)-1,1'-(diazene-1,2-diylbis(2,1-phenylene))bis(ethan-1-one) (39): ^1H NMR (CDCl_3 , 500 MHz): δ 8.72 (2H, dd, $J = 0.7, 8.4$ Hz), 7.88 (2H, dd, $J = 1.7, 8.1$ Hz), 7.54 (2H, dt, $J = 1.4, 8.4$ Hz), 7.10 (2H, dt, $J = 1.4, 8.4$ Hz), 2.66 (6H, s). $^{13}\text{C}\{^1\text{H}\}$ NMR (CDCl_3 , 125 MHz): δ 202.98, 141.10, 135.27, 131.70, 122.39, 121.70, 120.79, 28.75. ES-API m/z : M^+ 267.1. First reported.²²

Cholesta-1,4-dien-3-one (41): ^1H NMR (CDCl_3 , 500 MHz): δ 7.05 (1H, d, $J = 10.0$ Hz), 6.22 (1H, dd, $J = 2.0, 10.0$ Hz), 6.06 (1H, t, $J = 2.0$ Hz), 1.24 (3H, s), 0.90 (3H, d, $J = 3.1$ Hz), 0.85 (6H, d, $J = 3.3$ Hz), 0.72 (3H, s). ^{13}C $\{^1\text{H}\}$ NMR (CDCl_3 , 125 MHz): δ 186.36, 169.96, 156.36, 127.35, 123.75, 56.13, 55.53, 52.46, 42.74, 39.57, 39.55, 36.14, 35.81, 35.75, 35.60, 33.78, 33.05, 28.21, 28.09, 24.47, 23.89, 22.96, 22.91, 22.64, 18.77, 18.68, 12.13. ES-API m/z : M^+ 383.4. Previously reported.^{23,24}

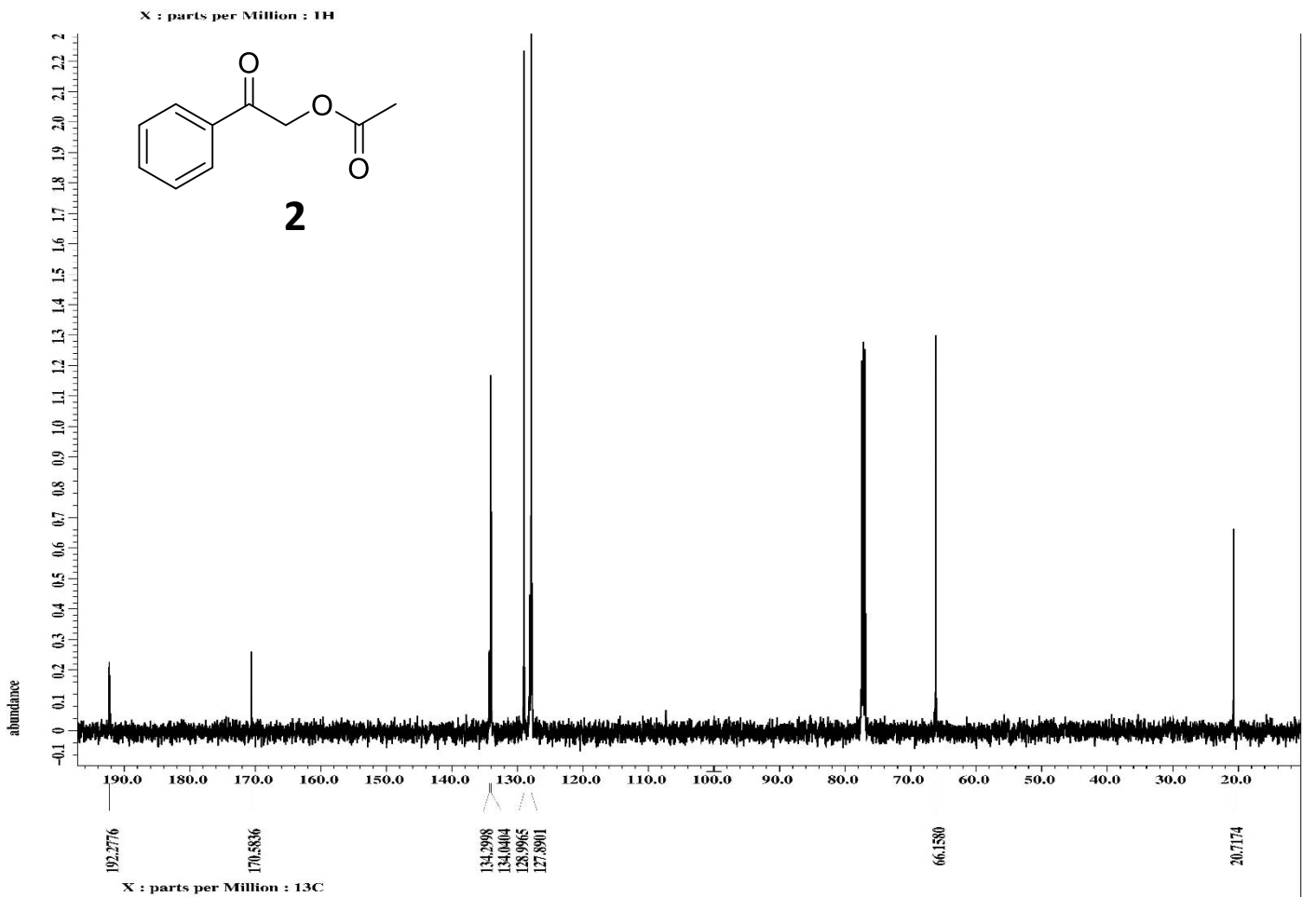
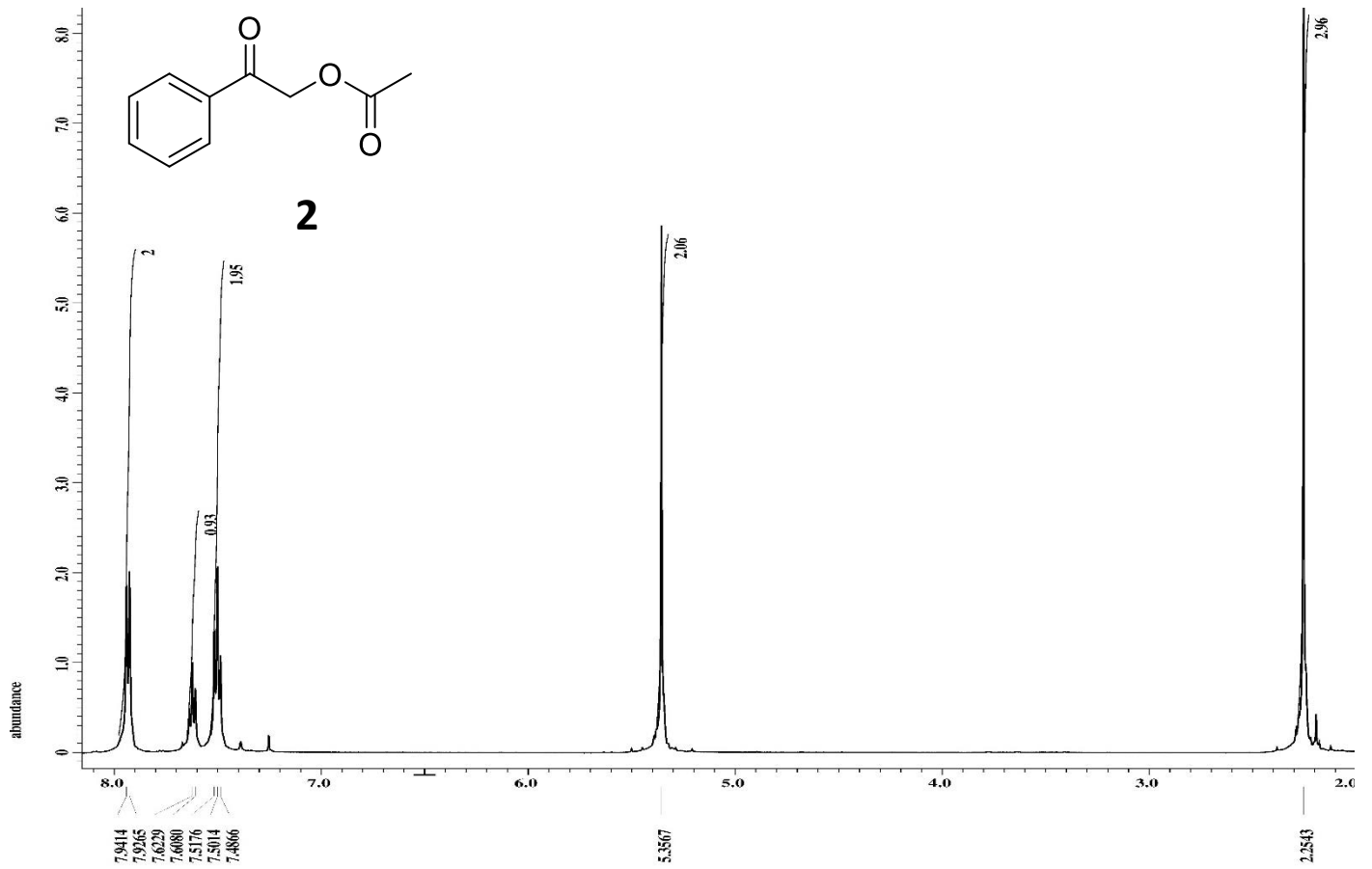
1,4-Benzenediol (43): ^1H NMR (CDCl_3 , 500 MHz): δ 6.64 (s). $^{13}\text{C}\{^1\text{H}\}$ NMR (CDCl_3 , 125 MHz): δ 149.75, 116.19.

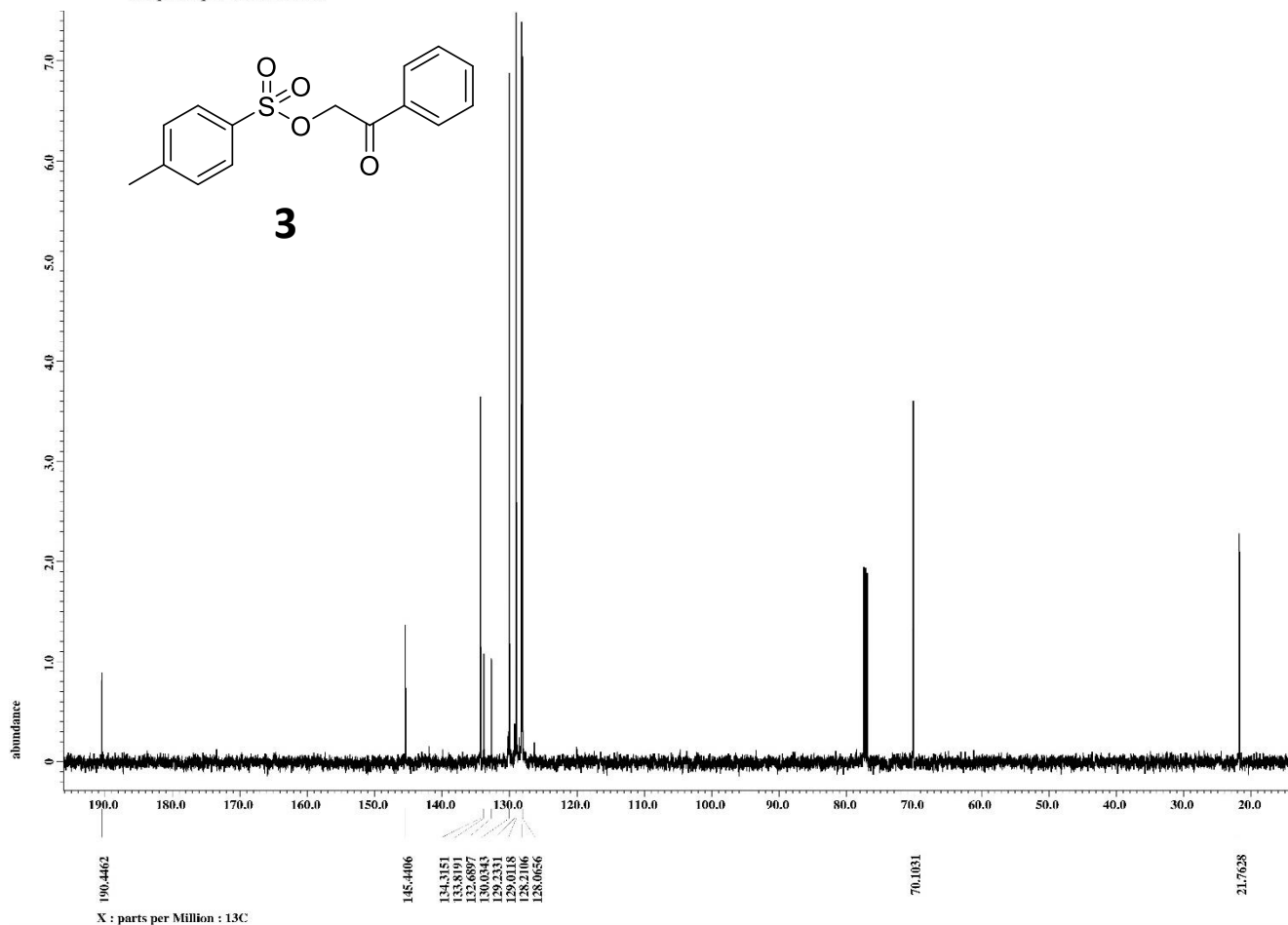
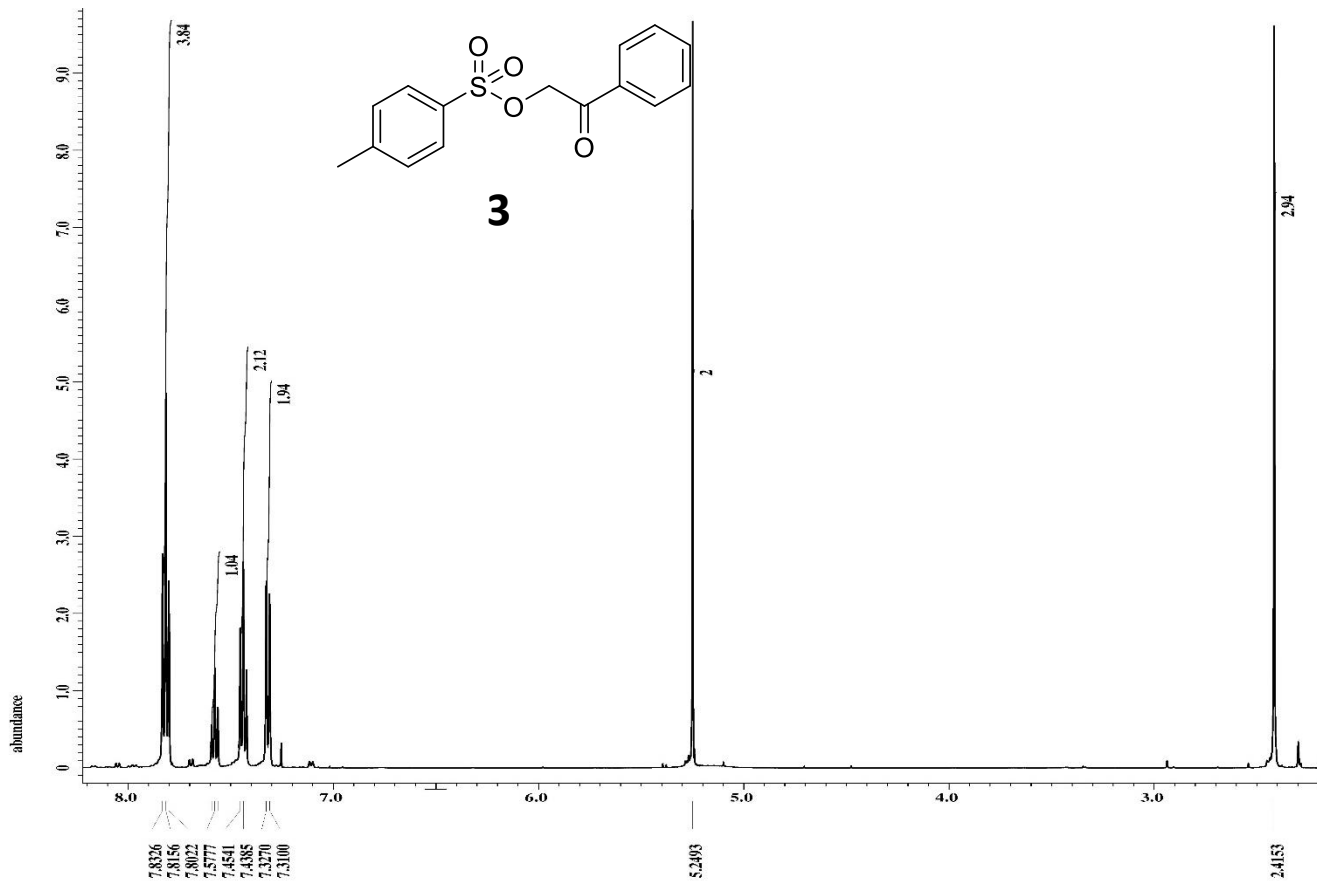
Reference:

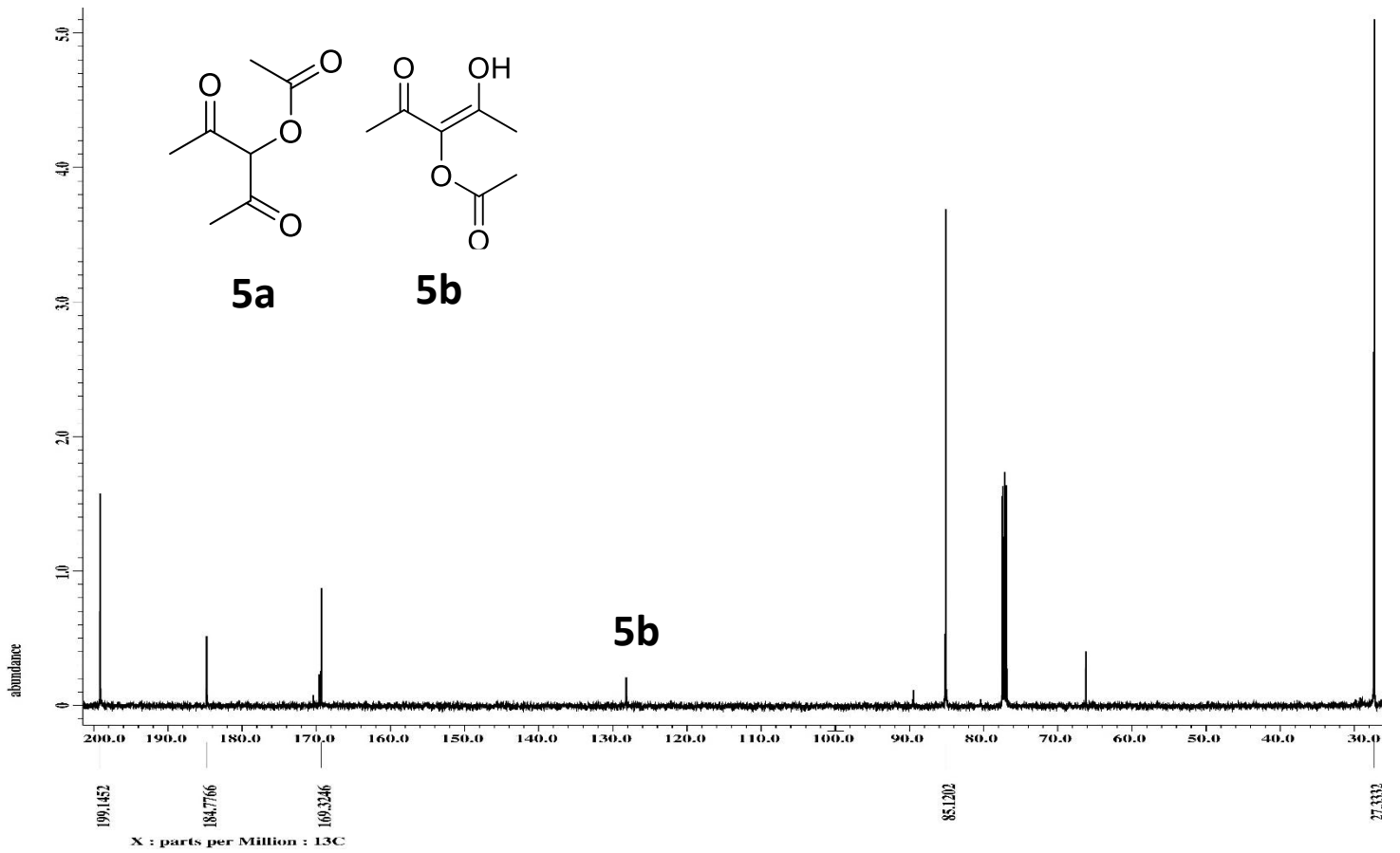
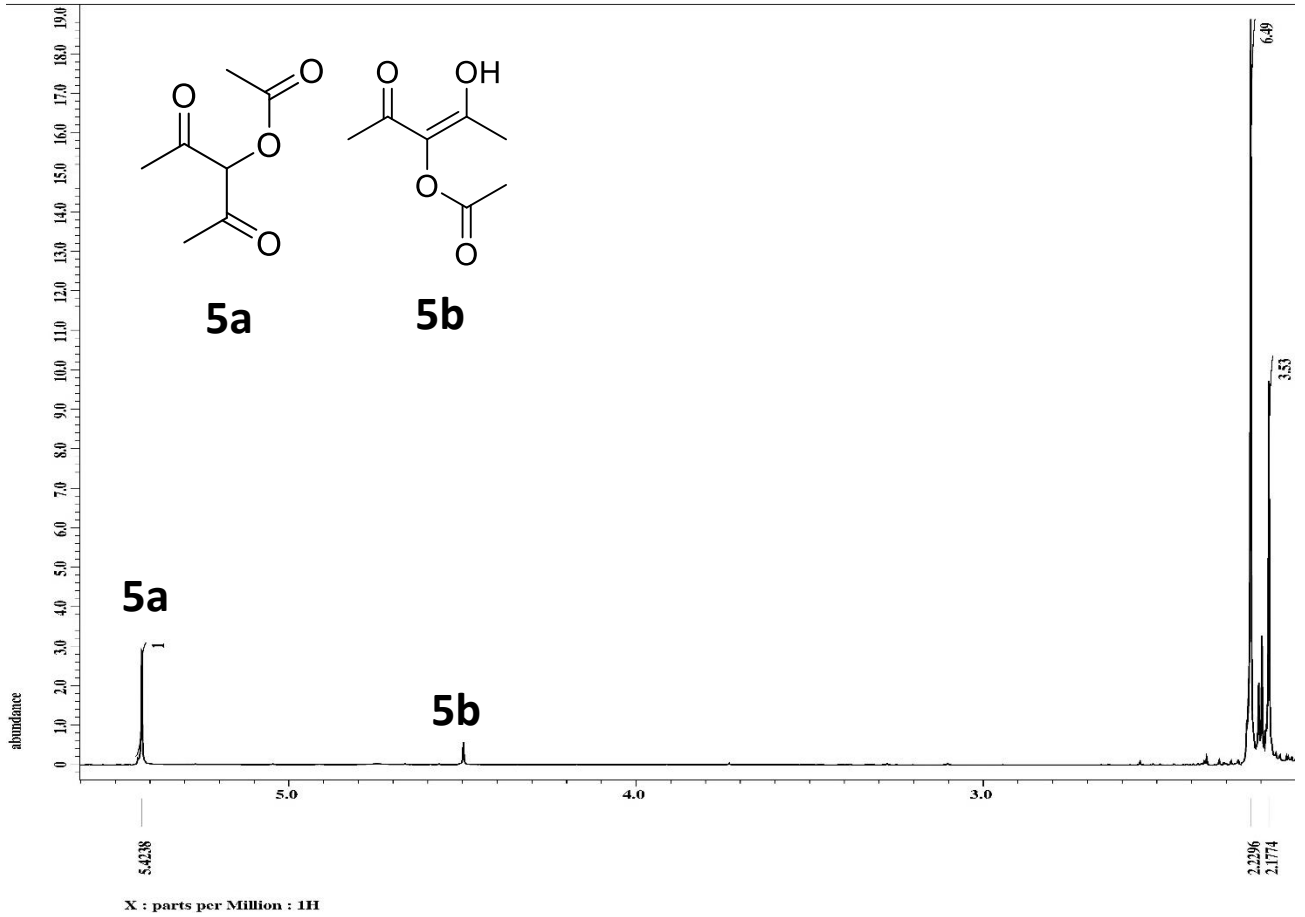
- (1) Harris, R. K.; Becker, E. D.; Cabral De Menezes, S. M.; Goodfellow, R.; Granger, P. NMR Nomenclature: Nuclear Spin Properties and Conventions for Chemical Shifts (IUPAC Recommendations 2001). *Concepts Magn. Reson. Part A Bridg. Educ. Res.* **2002**, *14* (5), 326–346.
- (2) Berger, S.; Braun, S. *200 and More NMR Experiments, A Practical Course*; Wiley-VCH, 2004.
- (3) Sabot, C.; Kumar, K. A.; Antheaume, C.; Mioskowski, C. Triazabicyclodecene: An Effective Isotope Exchange Catalyst in CDCl_3 . *J. Org. Chem.* **2007**, *72* (13), 5001–5004.
- (4) Srinivas, B. T. V.; Supriya, P.; Rohithrao, V.; Naidu, N. V. S.; Sreedhar, B. Magnetic CuFe_2O_4 and Fe_3O_4 Nanoparticles Catalyzed Diacetoxylation of Alkenes and 1,2-Oxyacetoxylation of Terminal Alkynes Using $\text{PhI}(\text{OAc})_2$ as Oxidant. *ChemistrySelect* **2017**, *2* (8), 2600–2604.

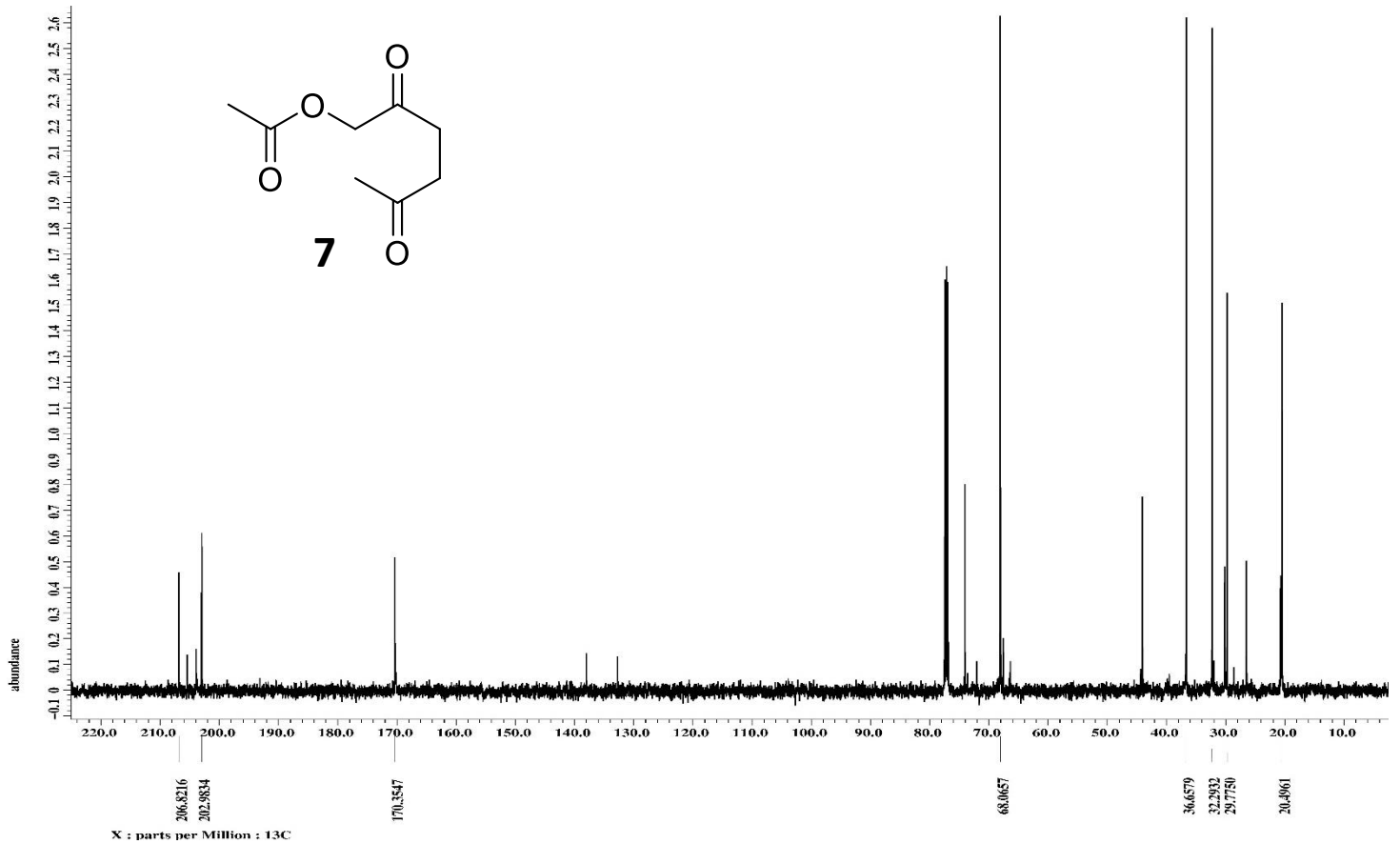
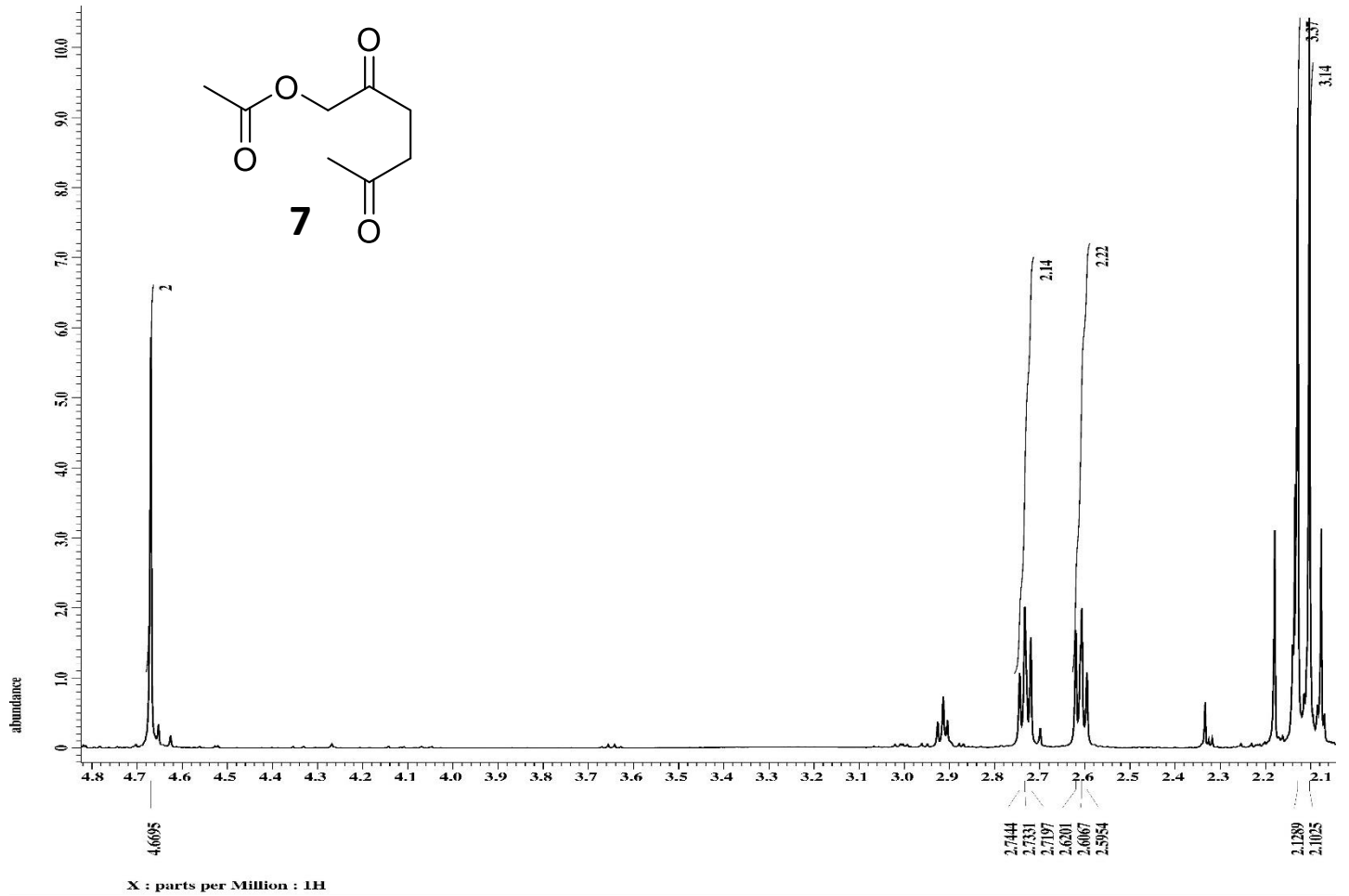
- (5) Lex, T. R.; Swasy, M. I.; Whitehead, D. C. Relative Rate Profiles of Functionalized Iodoarene Catalysts for Iodine(III) Oxidations. *J. Org. Chem.* **2015**, *80* (24), 12234–12243.
- (6) Bityukov, O. V.; Matveeva, O. K.; Vil, V. A.; Kokorekin, V. A.; Nikishin, G. I.; Terent'Ev, A. O. Electrochemically Induced Intermolecular Cross-Dehydrogenative C-O Coupling of β -Diketones and β -Ketoesters with Carboxylic Acids. *J. Org. Chem.* **2019**, *84* (3), 1448–1460.
- (7) Matveenko, M.; Cichero, E.; Fossa, P.; Becker, C. F. W. Impaired Chaperone Activity of Human Heat Shock Protein Hsp27 Sitespecifically Modified with Argpyrimidine. *Angew. Chem., Int. Ed.* **2016**, *55*, 11397–11402.
- (8) Stetter, H.; Mohrmann, K.; Schlenker, W. Herstellung Und Reaktionen von Alkoxy- Und Acetoxy-2,s-Diketonen. *Chem. Ber.* **1981**, *596*, 581–596.
- (9) Singh, M.; Murray, R. W. Chemistry of Dioxiranes. 21. Thermal Reactions of Dioxiranes. *J. Org. Chem.* **1992**, *57* (15), 4263–4270.
- (10) Hoffman, J.; Sarafidis, A.; Voss, J. ACETOXYLATION OF KETONES BY ELECTROGENERATED LEAD TETRAACETATE. *Electrochim. Acta* **1991**, *36* (7), 1165–1169.
- (11) Griesbaum, K.; Greinert, R. Ozonolysen von Olefinen Mit Vinylständigen Chlorsubstituenten Auf Polyethylen. *Chem. Ber.* **1990**, *123* (2), 391–397.
- (12) Tanyeli, C.; Turkut, E.; Akhmedov, I. M. Chemoenzymatic Synthesis of α' - And α -Acetoxyated Cyclic Ketones. *Tetrahedron Asymmetry* **2004**, *15* (11), 1729–1733.
- (13) Rubottom, G. M.; Mott, R. C.; Juve, H. D. Reaction of Enol Silyl Ethers with Silver Carboxylate-Iodine. Synthesis of α -Acyloxy Carbonyl Compounds. *J. Org. Chem.* **1981**, *46* (13), 2717–2721.
- (14) May, G.; Pinhey, J. The Chemistry of Aryllead(IV) Tricarboxylates. Reaction with β -Diketones. *Aust. J. Chem.* **1982**, *35* (7), 1859–1871.
- (15) Müller, C. E.; Zell, D.; Schreiner, P. R. One-Pot Desymmetrization of Meso-1,2-Hydrocarbon Diols through Acylation and Oxidation. *Chem. - A Eur. J.* **2009**, *15* (38), 9647–9650.
- (16) Laukien, G.; Volk, F. J.; Frahm, A. W. Diastereo- and Enantioselective Synthesis of Cis-2- Hydroxycyclohexanamine and Corresponding Ethers by Asymmetric Reductive Amination. *Tetrahedron Asymmetry* **1997**, *8* (20), 3457–3466.
- (17) Dave, V.; Warnhoff, E. W. Regiospecific Homologation of Unsymmetrical Ketones. *J. Org. Chem.* **1983**, *48* (15), 2590–2598.
- (18) House, H. O.; Richey, F. A. Use of Ketoxime Derivatives to Prepare α -Acetoxy Ketones. *J. Org. Chem.* **1969**, *34* (5), 1430–1439.
- (19) Kuehne, M. E.; Giacobbe, T. J. The Formation of α -Acetoxy Ketones by Oxidation of Enamines with Thallium Triacetate. *J. Org. Chem.* **1968**, *33* (9), 3359–3369.
- (20) Fristad, W. E.; Peterson, J. R. Manganese(III)-Mediated γ -Lactone Annulation. *J. Org. Chem.* **1985**, *50* (1), 10–18.

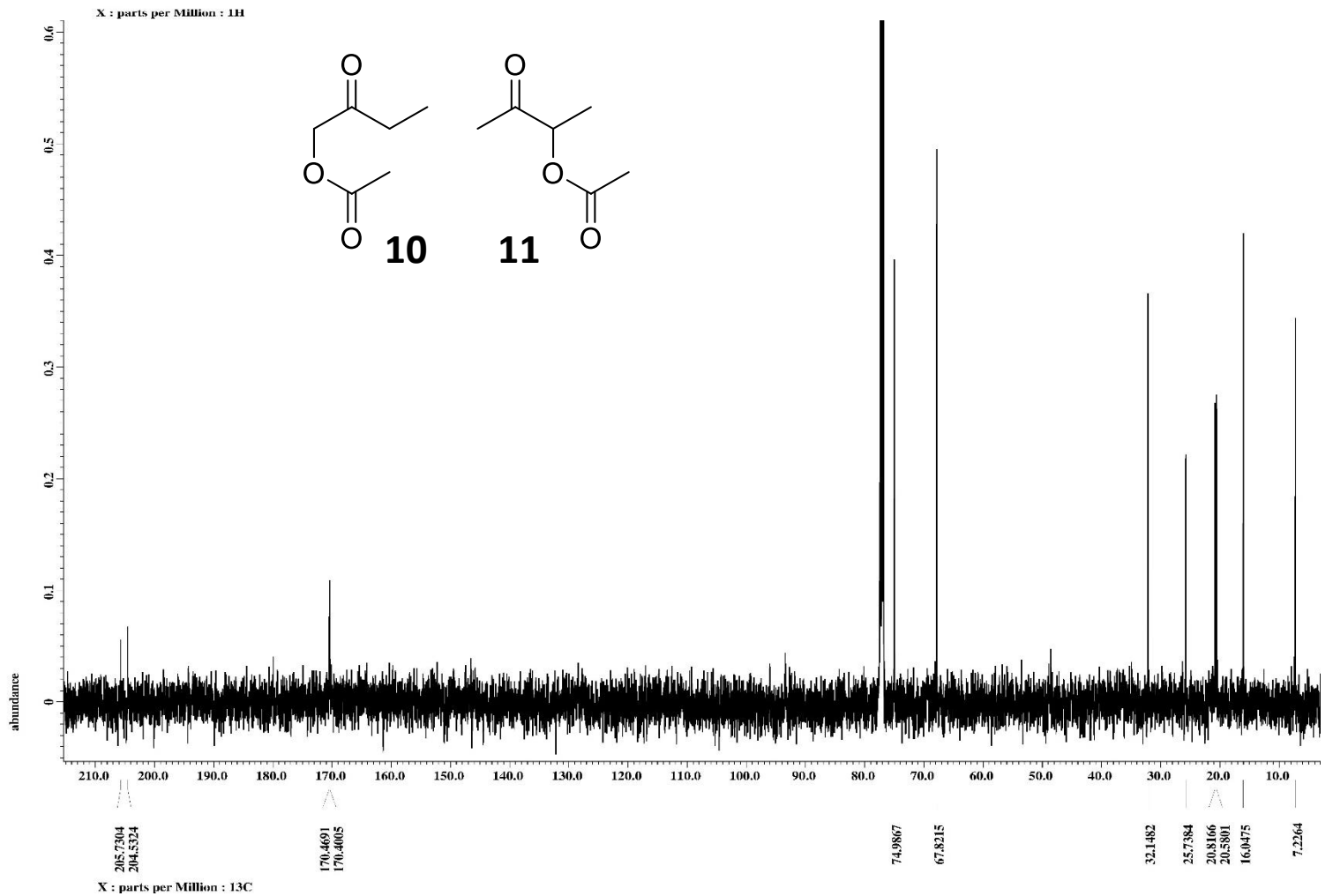
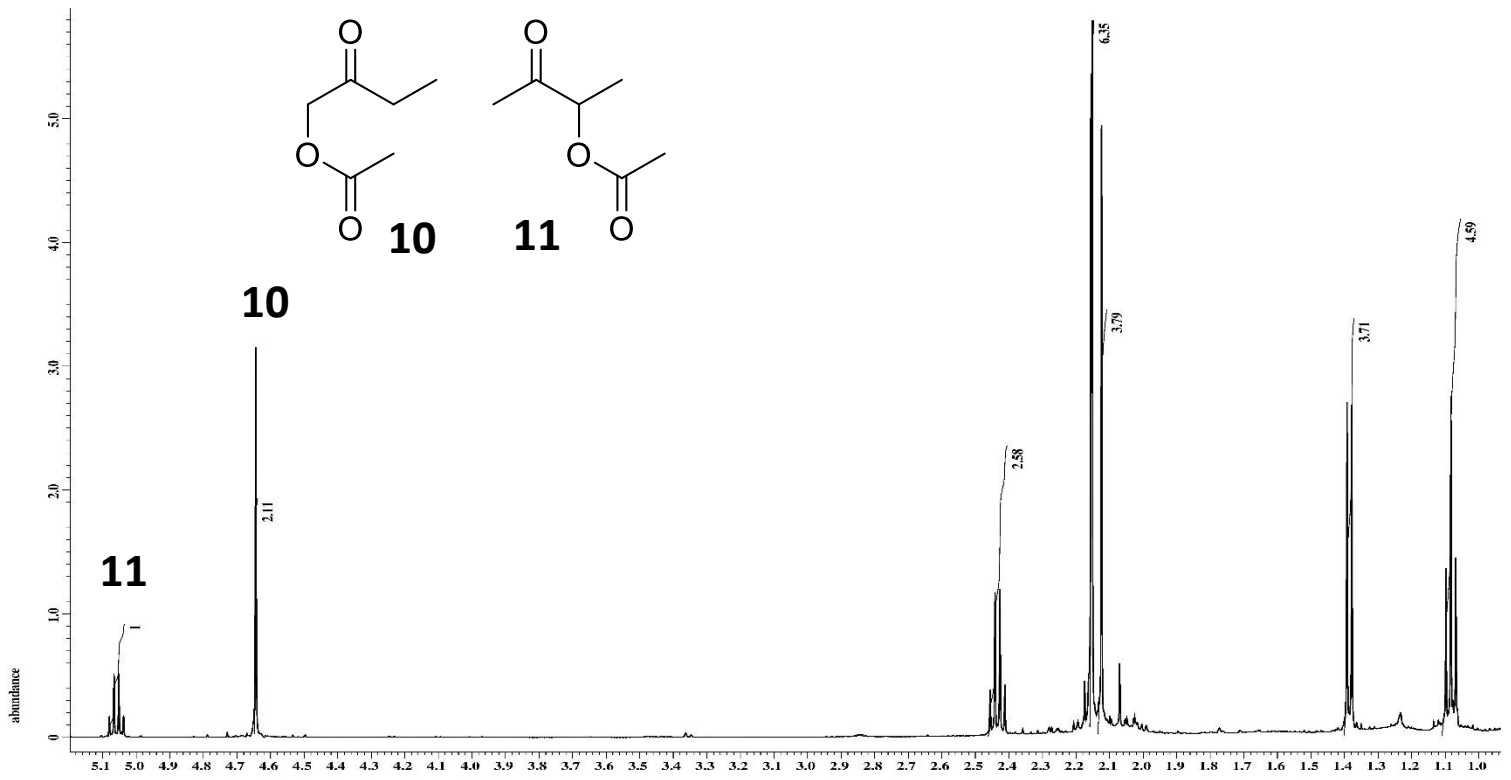
- (21) Dayan, S.; Bareket, Y.; Rozen, S. An Efficient α -Hydroxylation of Carbonyls Using the HOF·CH₃CN Complex. *Tetrahedron* **1999**, 55 (12), 3657–3664.
- (22) Bamberger, E. Weiteres Über Anthranil Und Methyl-Anthranil. (XX. Mitteilung Über Anthranil.). *Berichte der Dtsch. Chem. Gesellschaft* **1915**, 48, 537–582.
- (23) Kubota, T.; Yoshida, K.; Hayashi, F.; Takeda, K. Studies on A-Norsteroids, I. Synthesis of A-Nor- -1,2-Dioxo Steroids. *Chem. Pharm. Bull.* **1965**, 13 (1), 50–57.
- (24) Iida, T.; Shinohara, T.; Goto, J.; Nambara, T.; Chang, F. C. A Facile One-Step Synthesis of Delta 1,4-3-Keto Bile Acid Esters by Iodoxybenzene and Benzeneselenic Anhydride. *J. Lipid Res.* **1988**, 29 (8), 1097–1101.

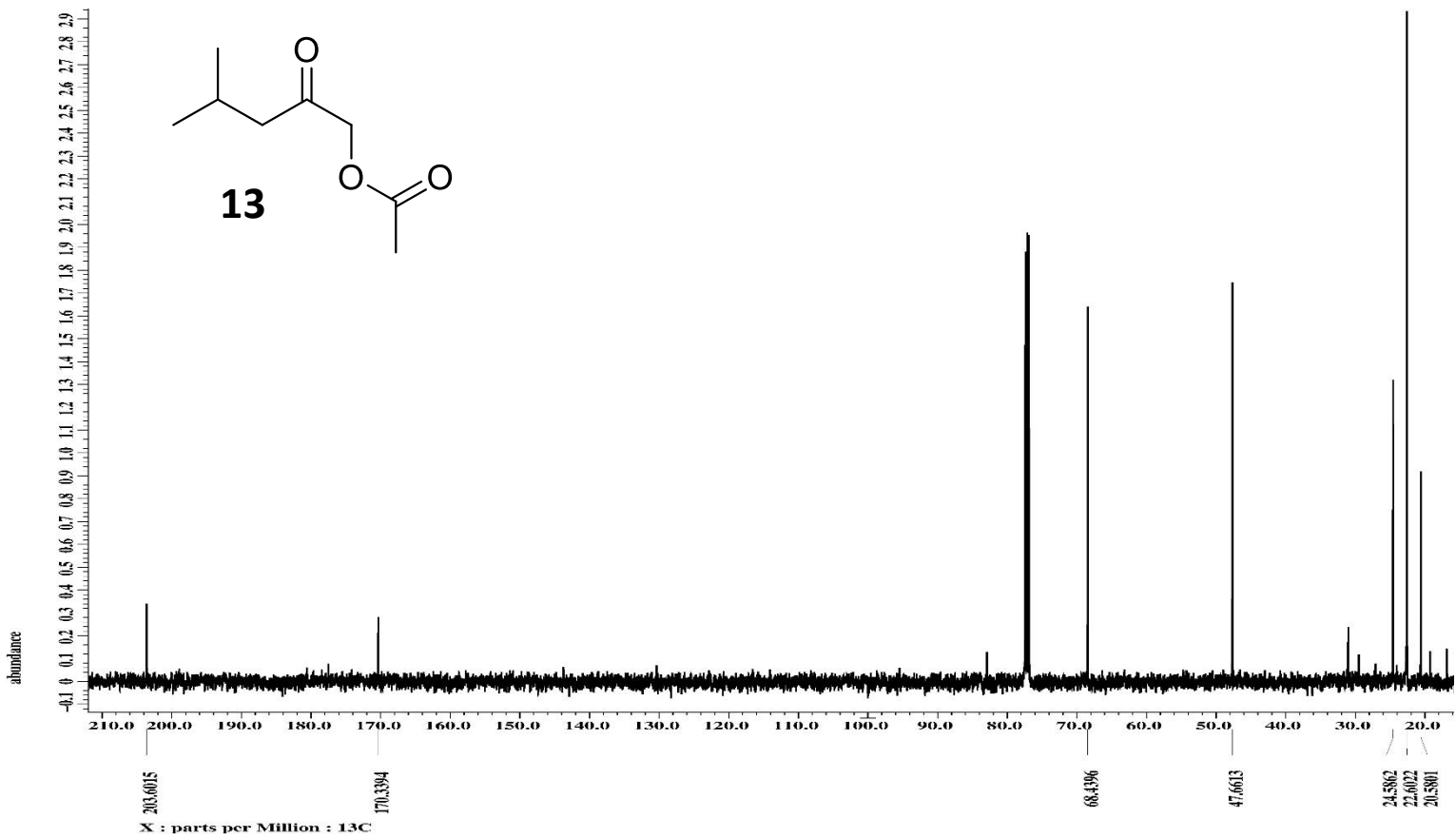
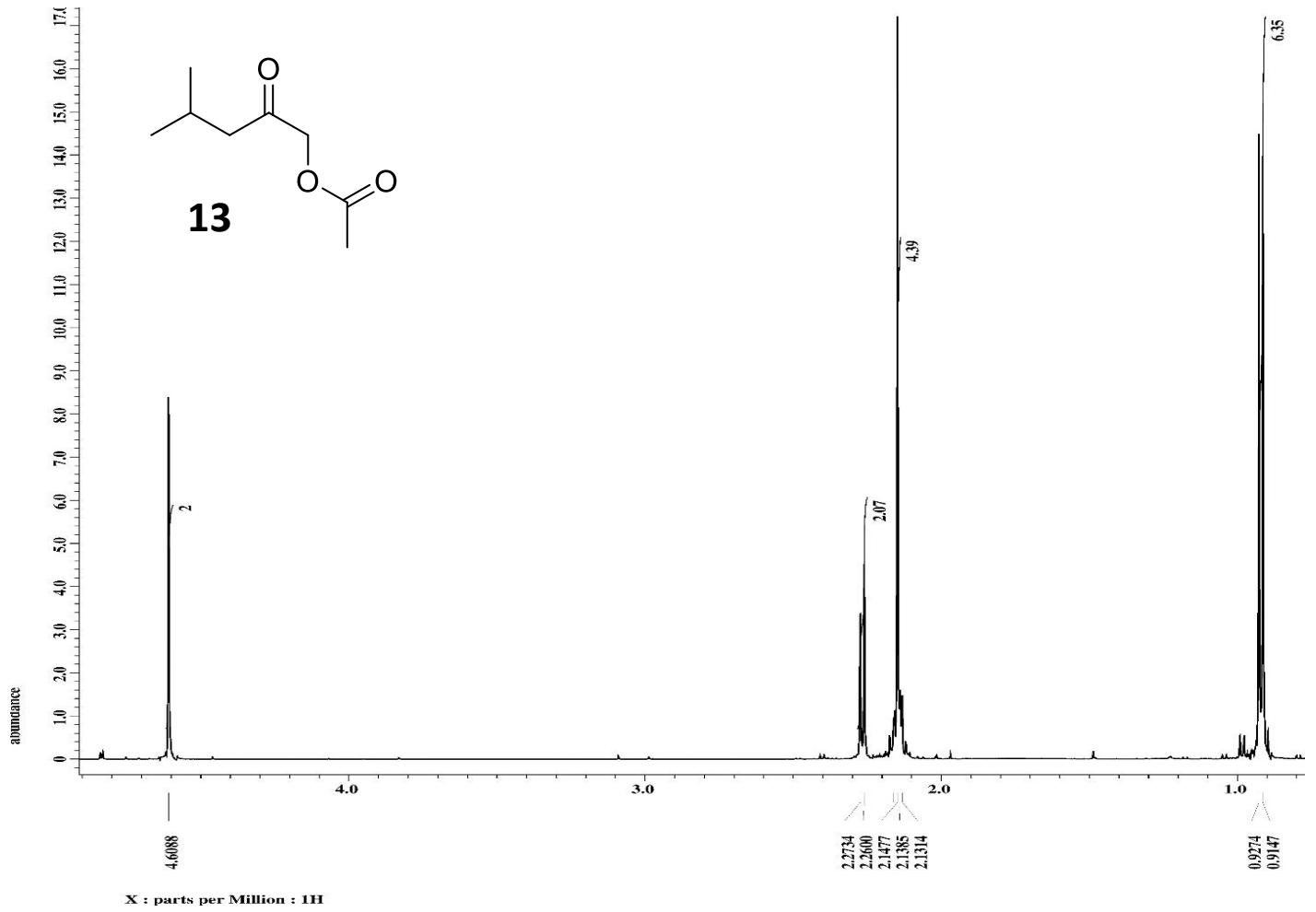


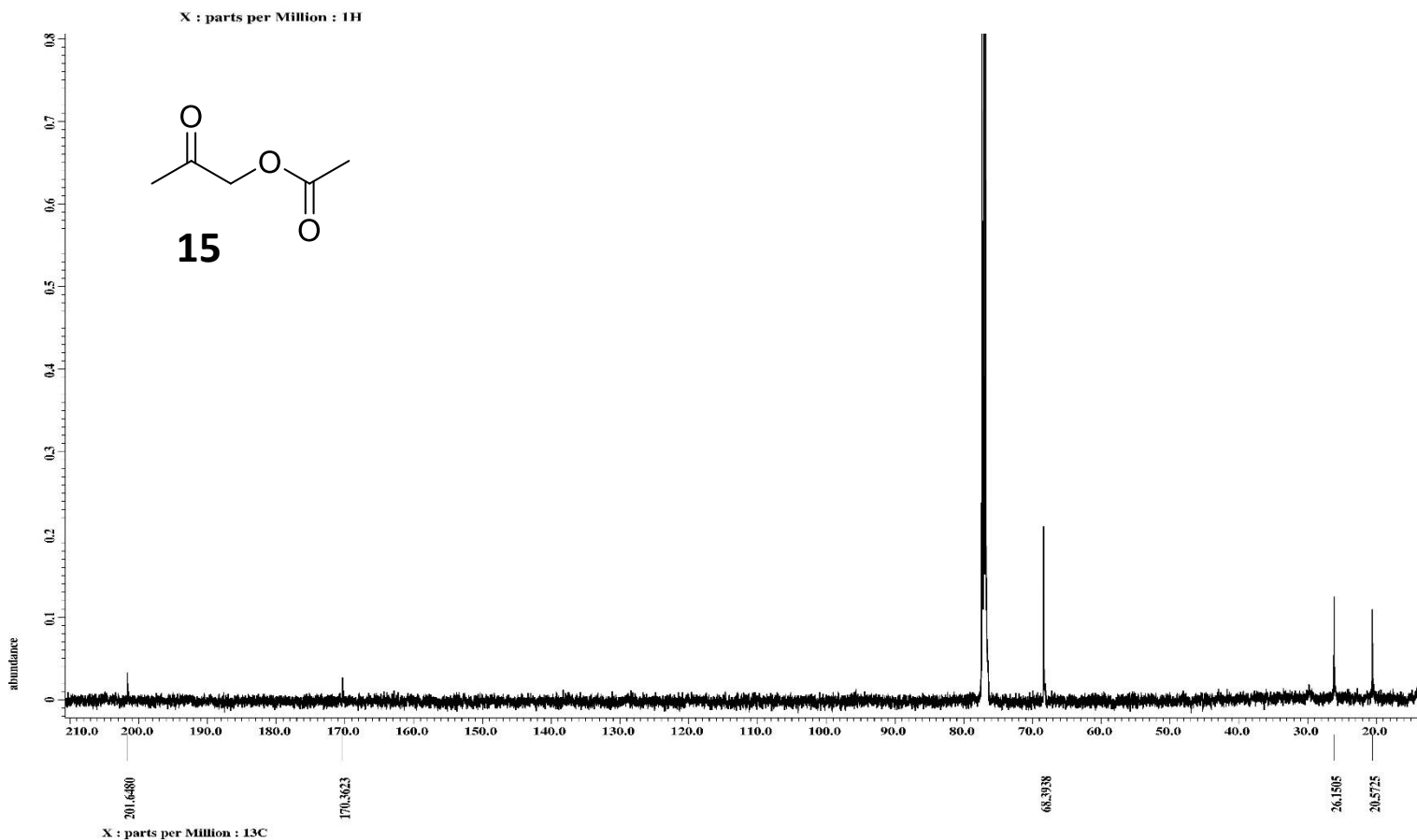
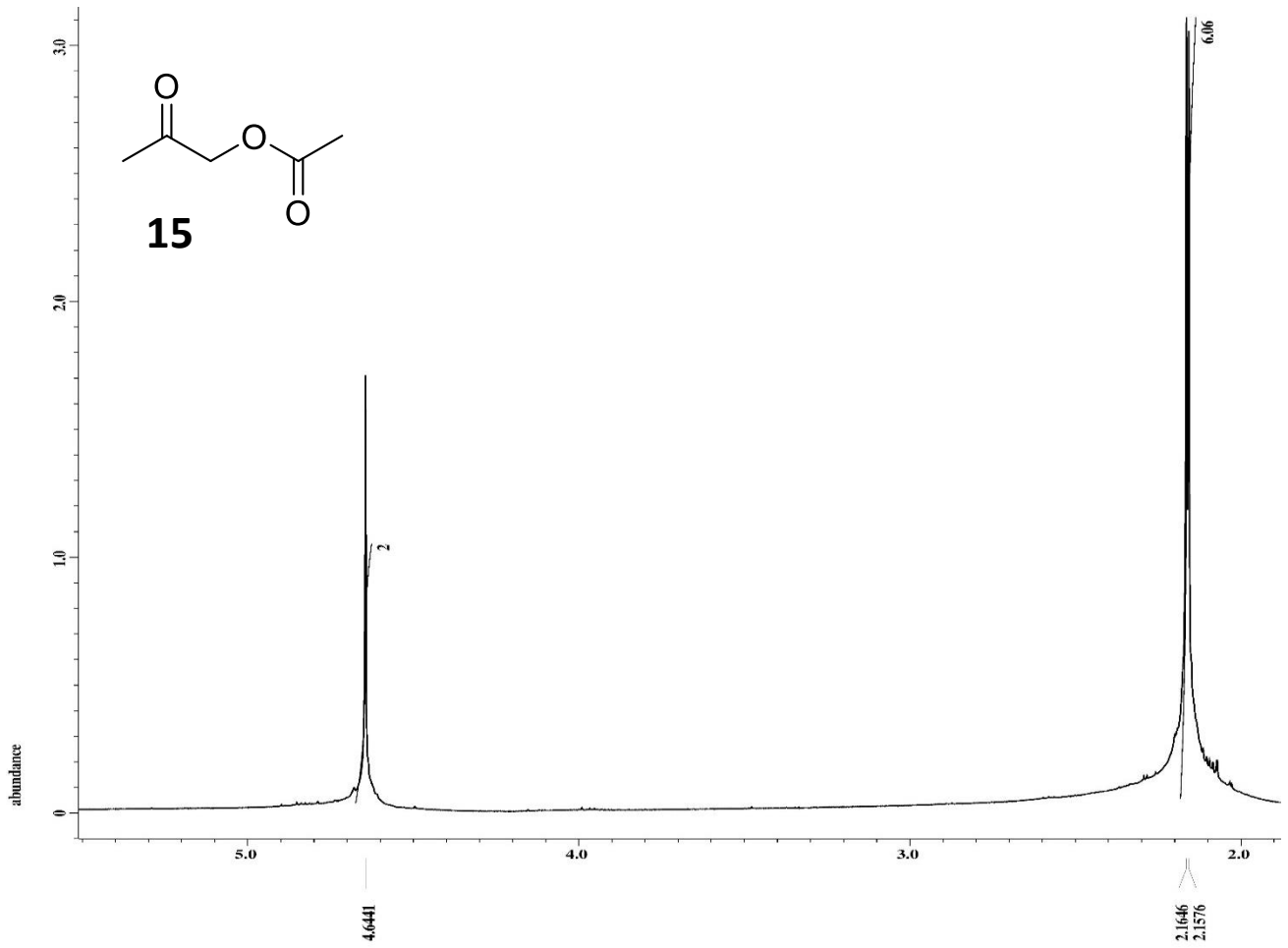


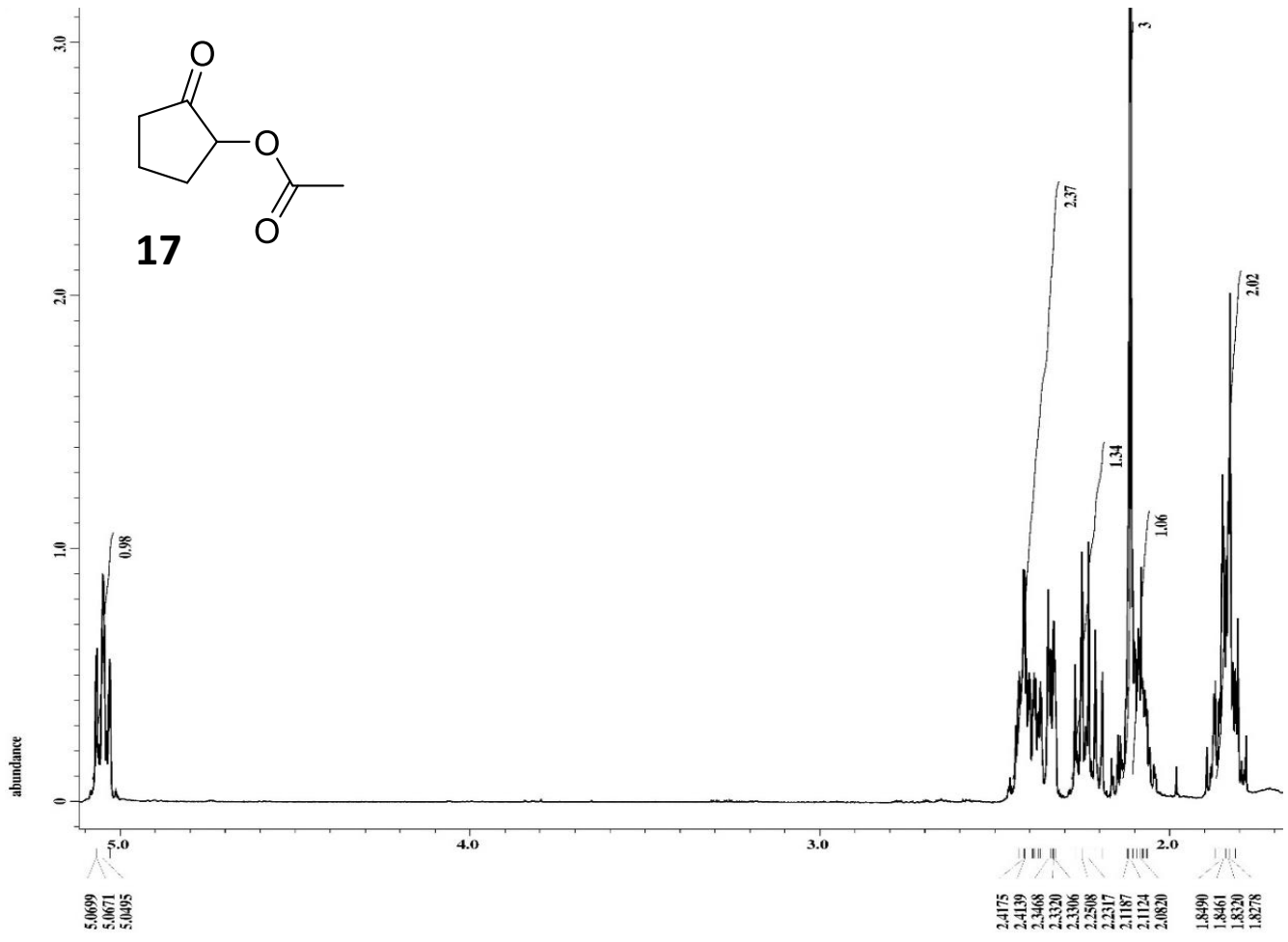




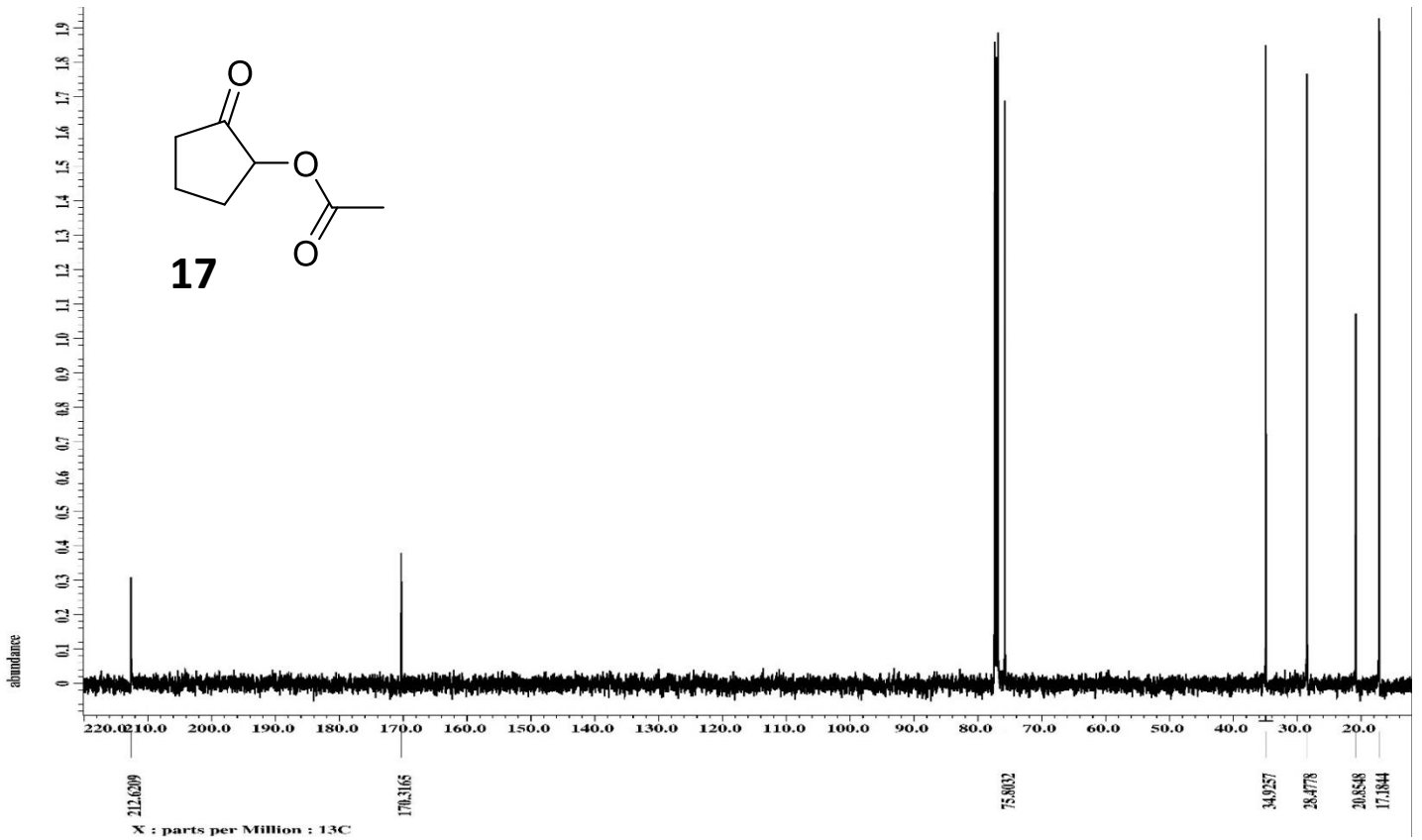




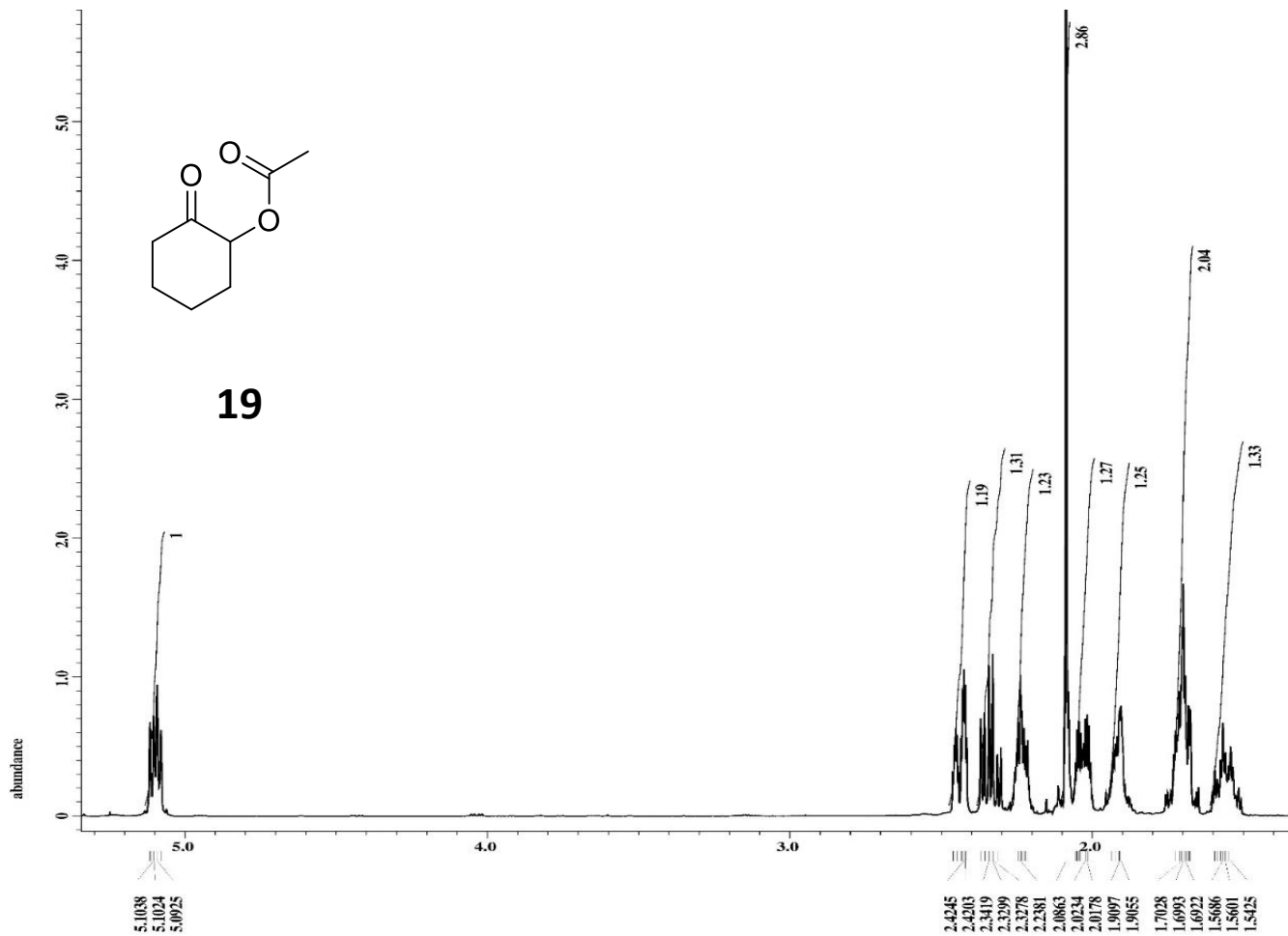




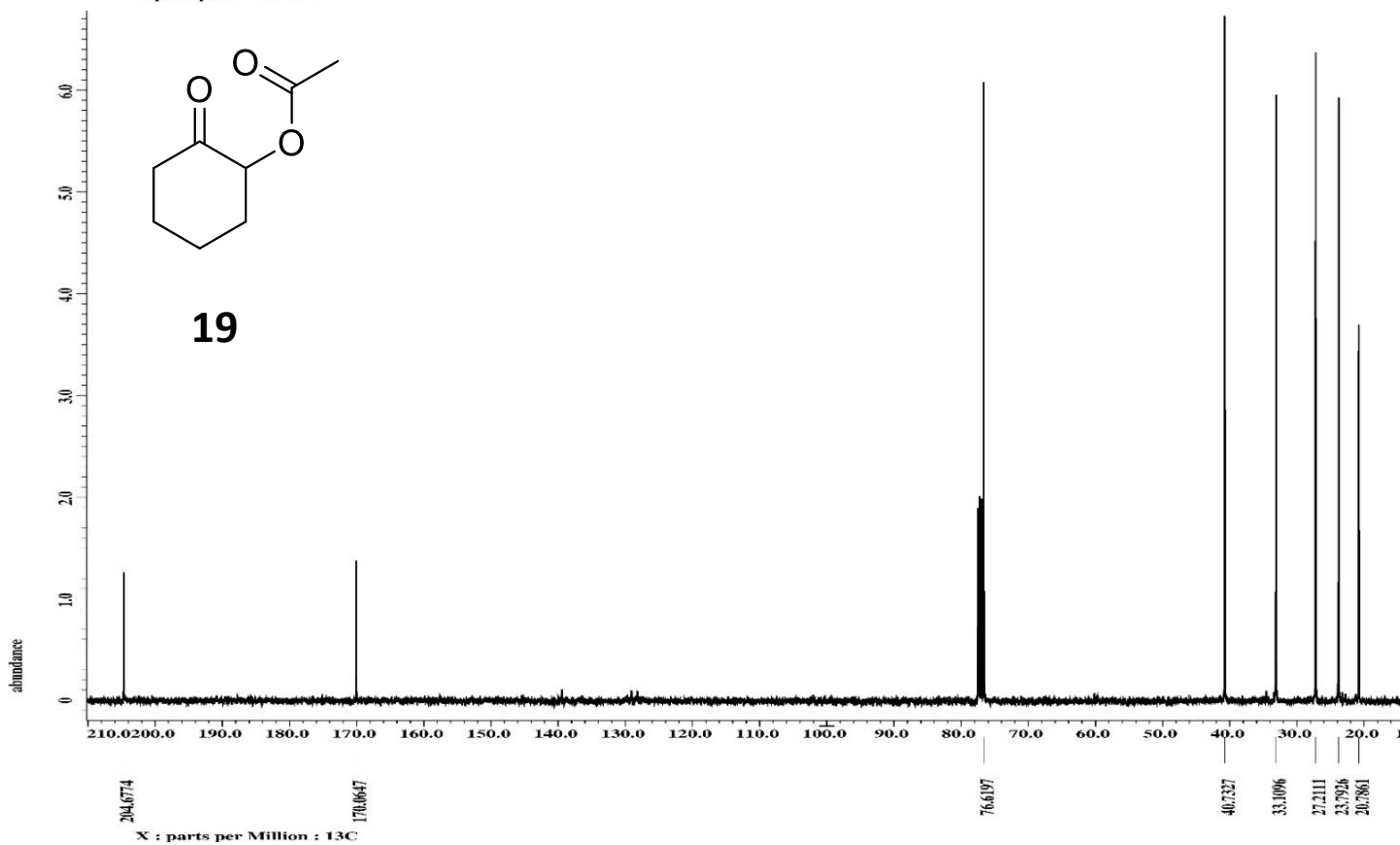
X : parts per Million : 1H

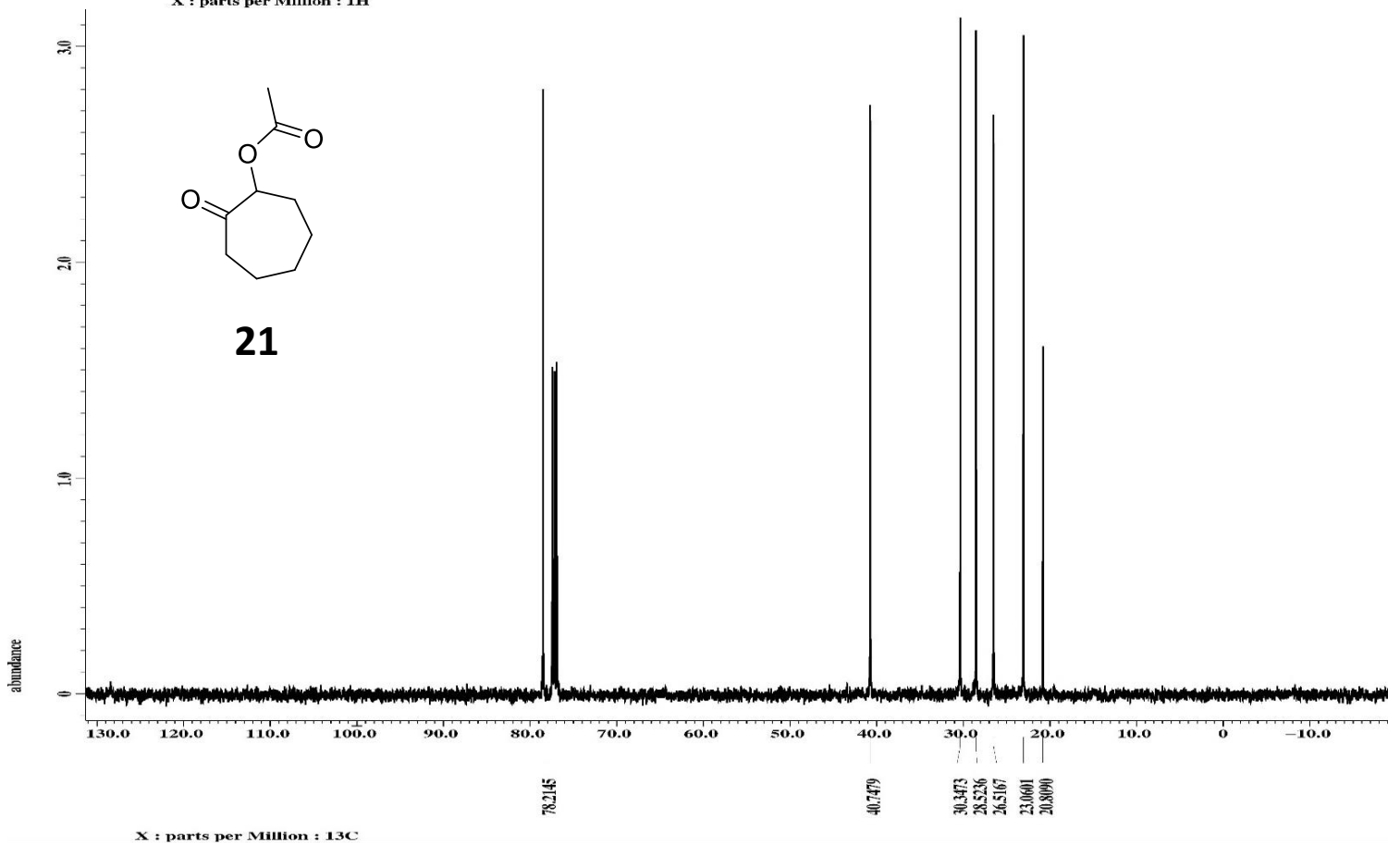
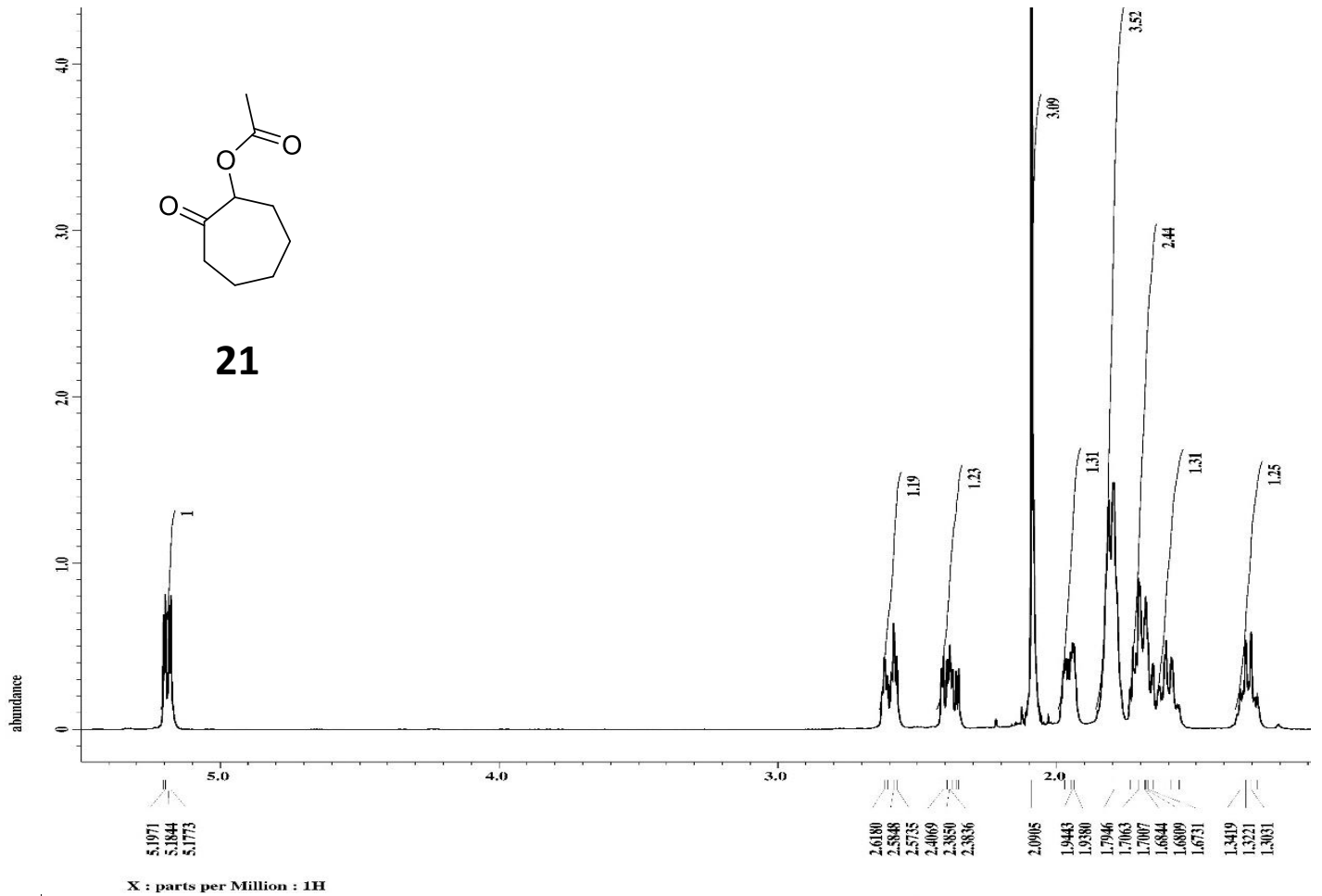


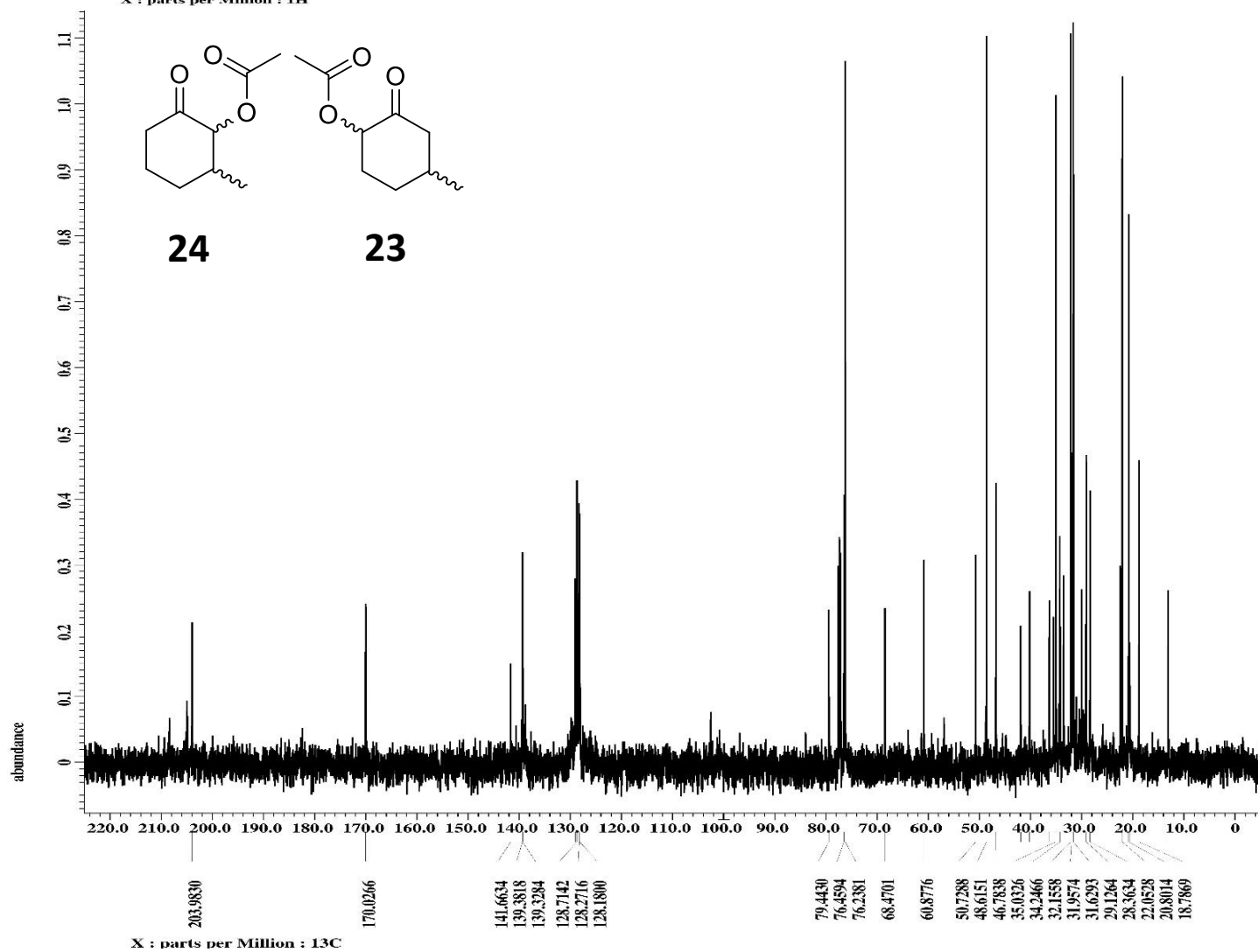
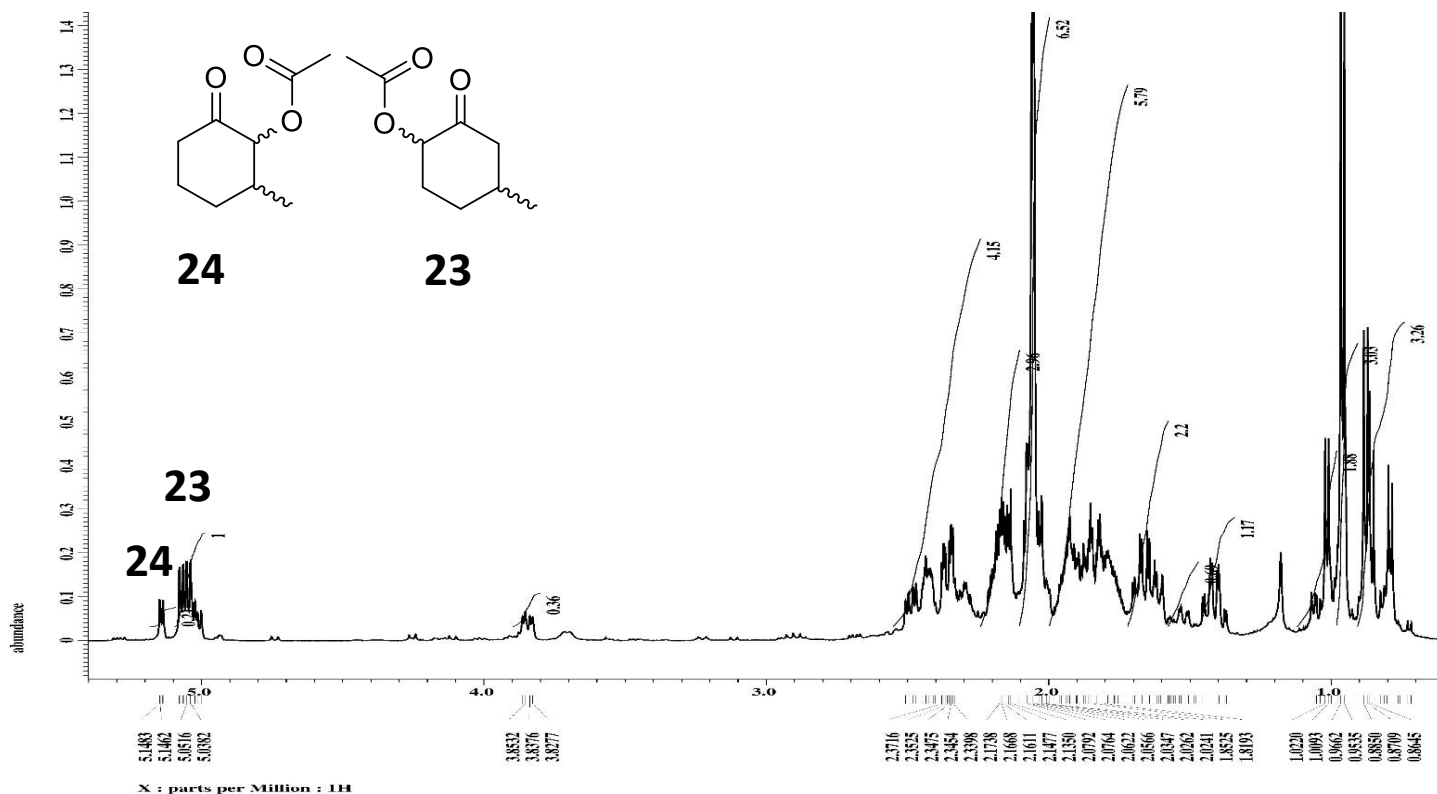
X : parts per Million : 13C

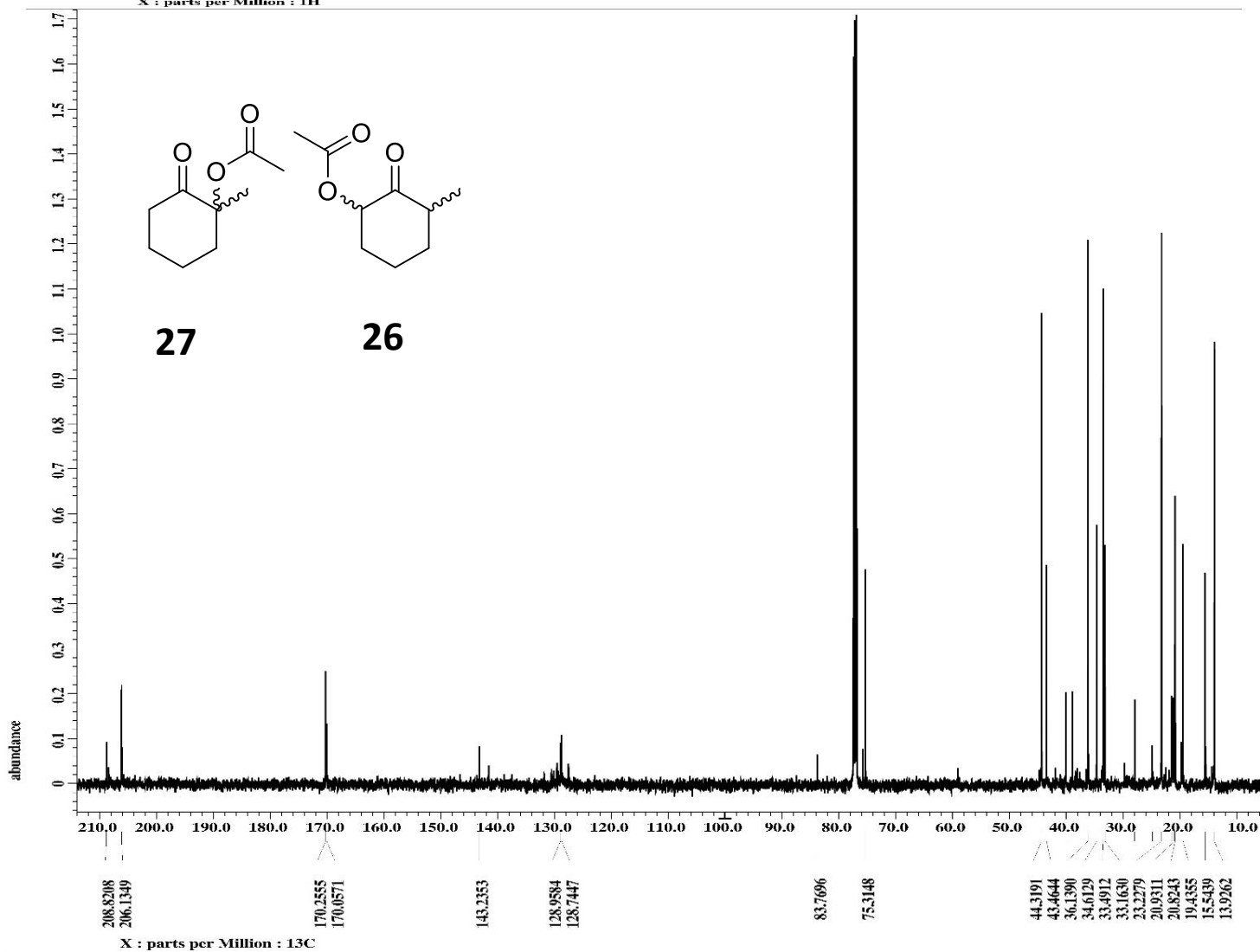
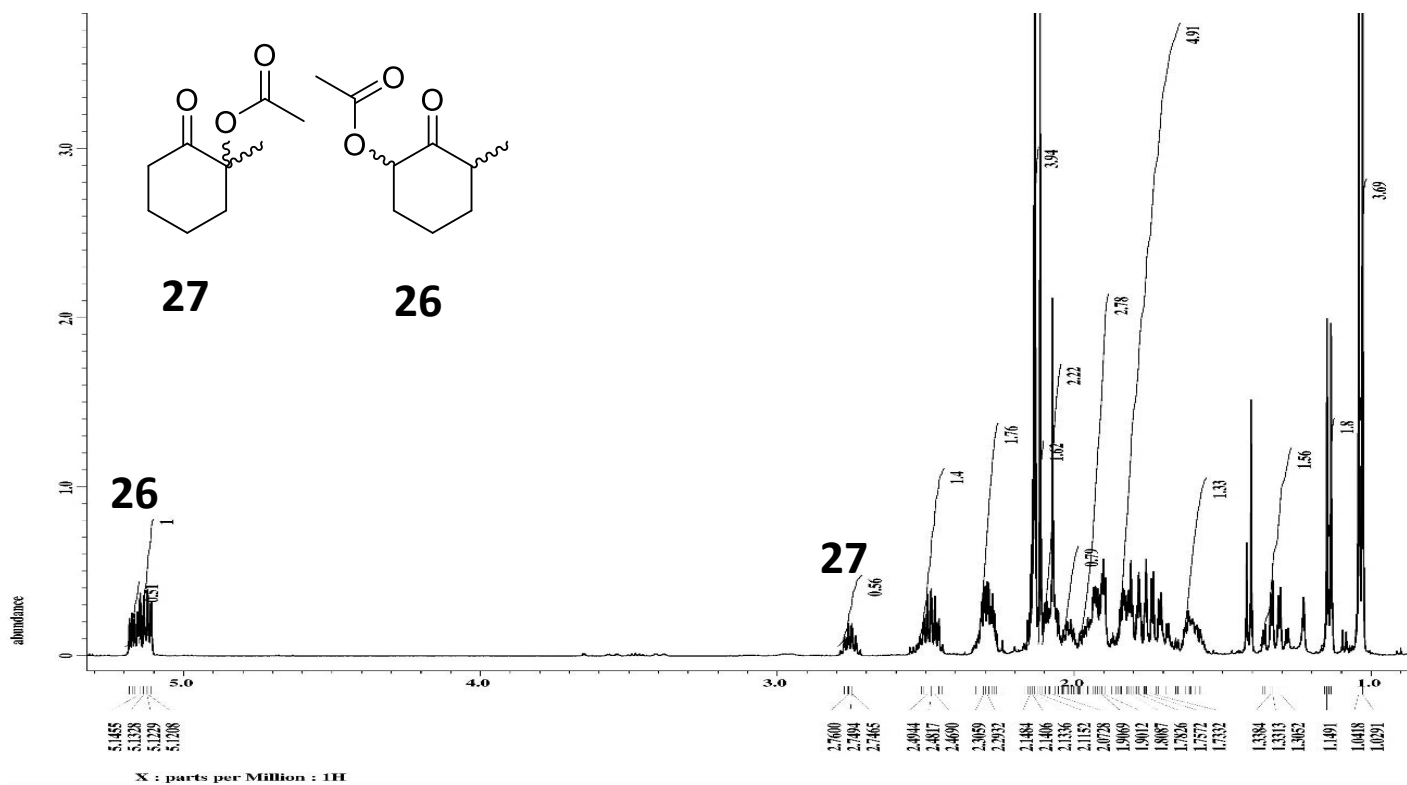


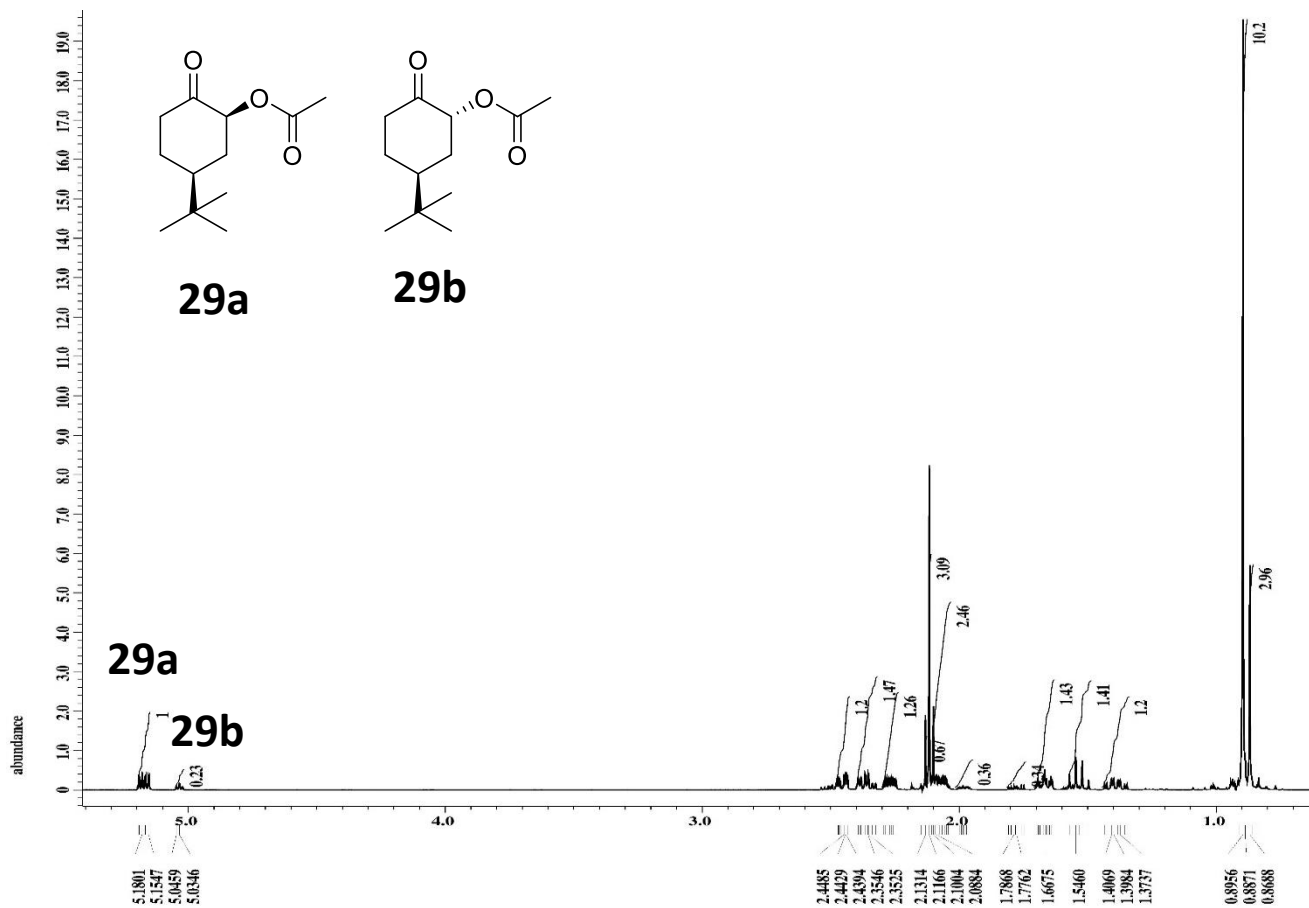
X : parts per Million : 1H



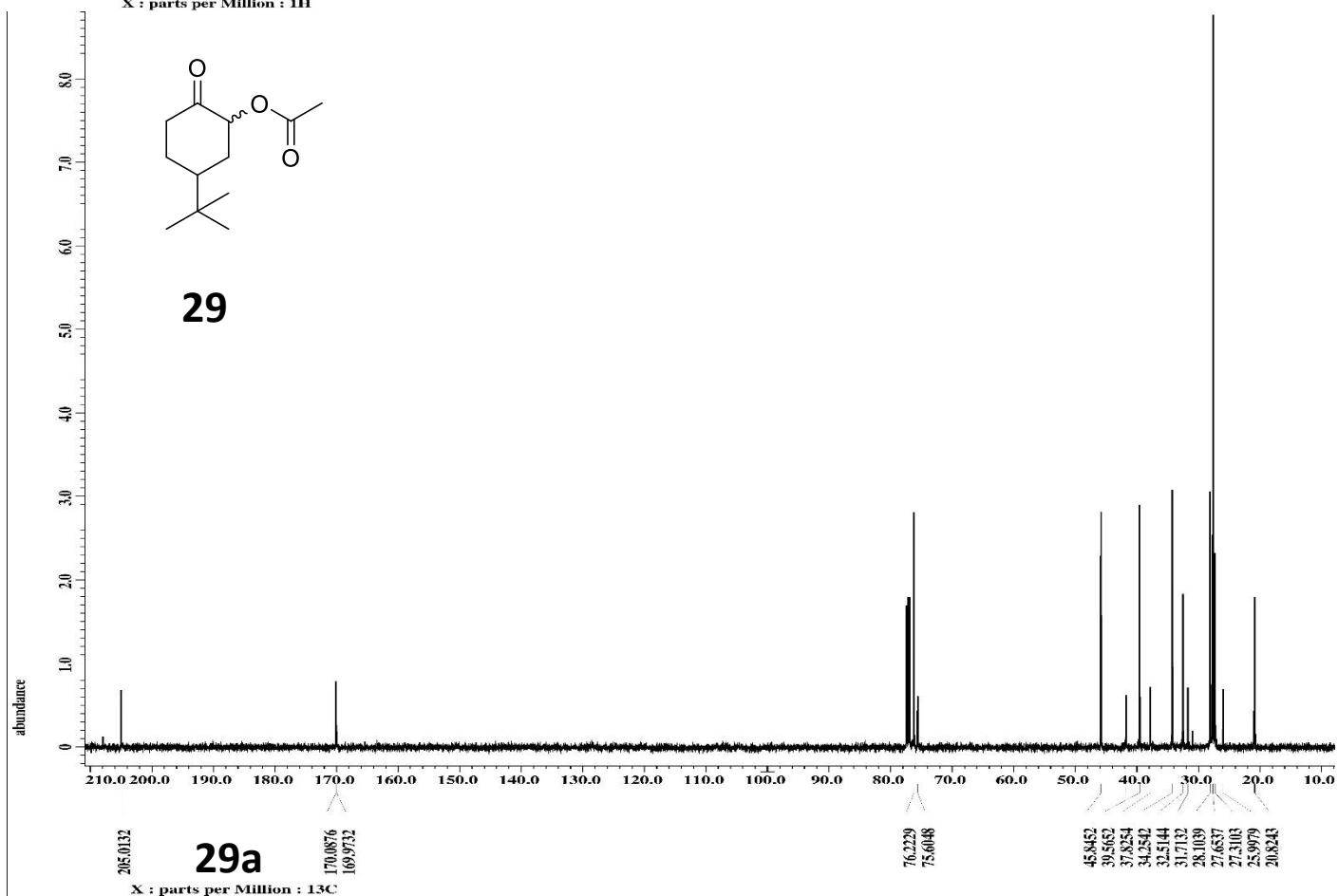




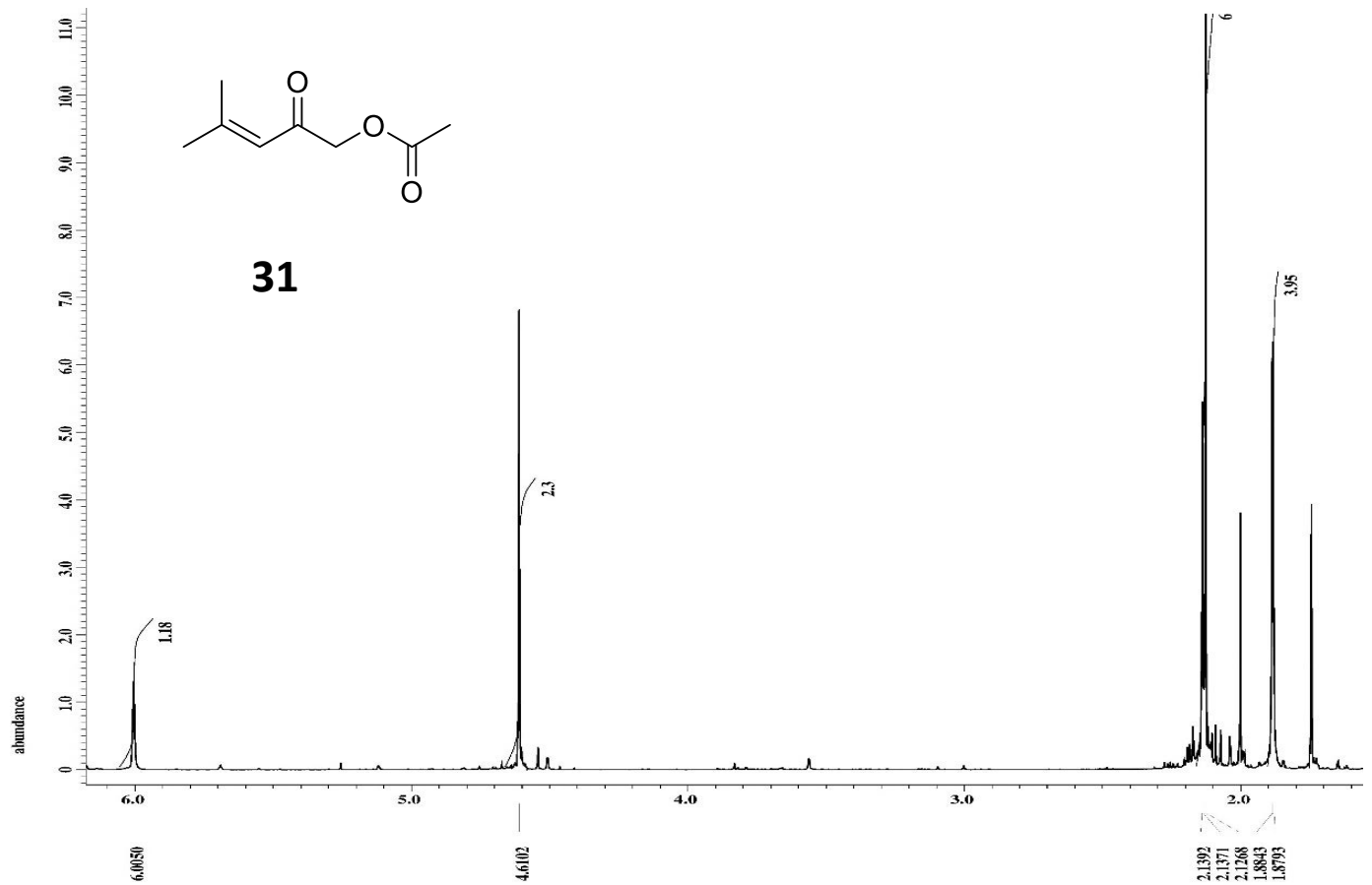




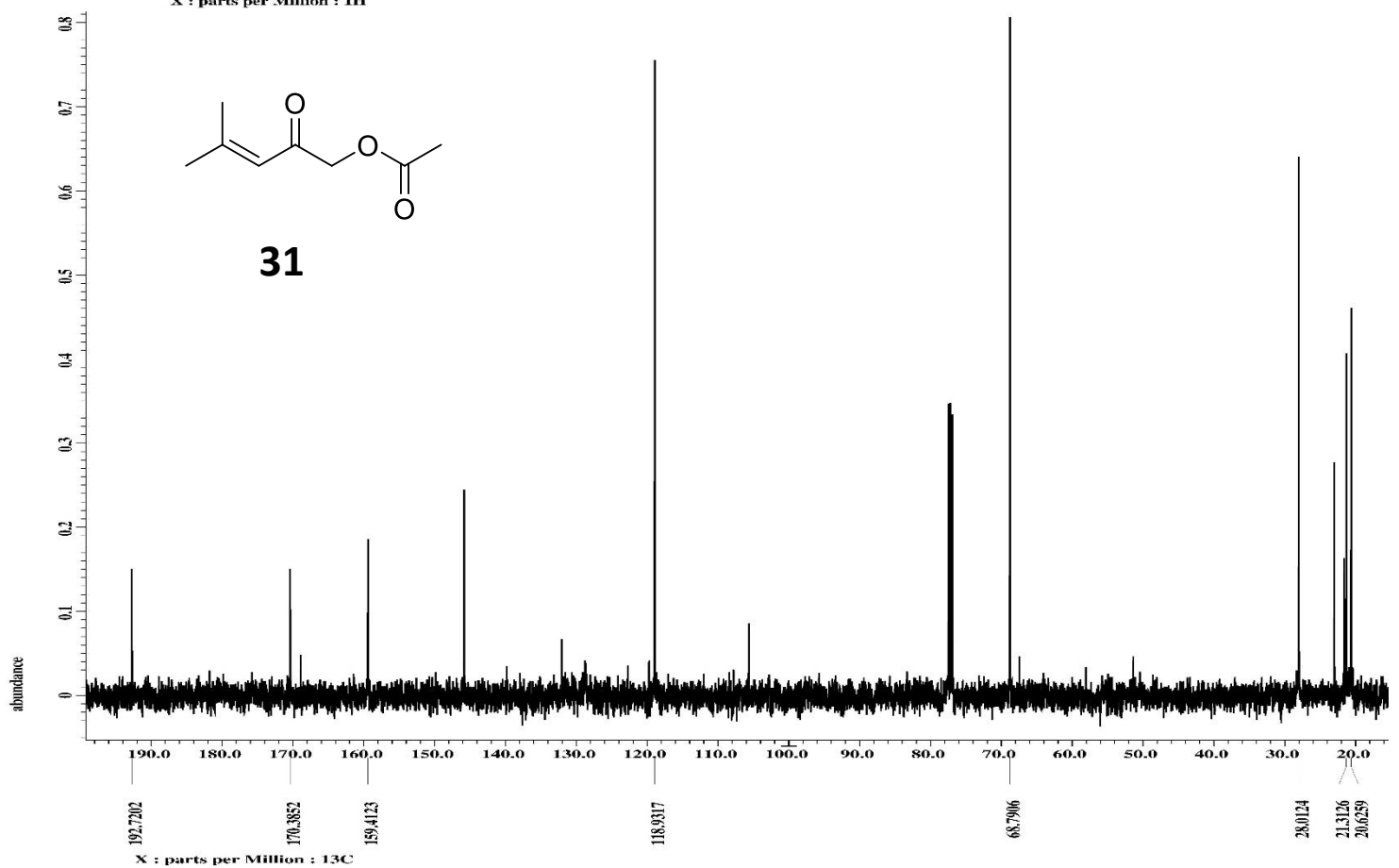
X : parts per Million : 1H

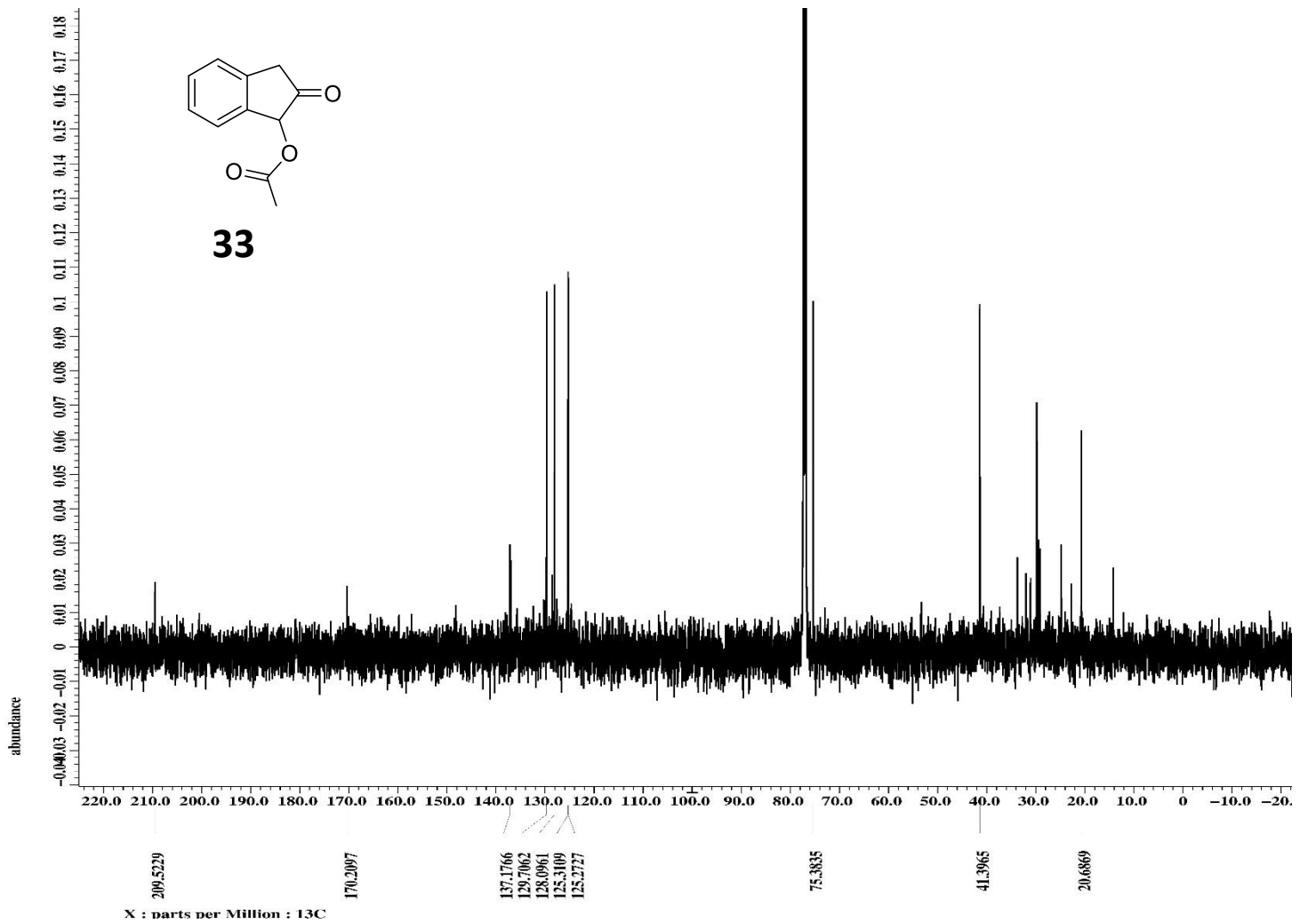
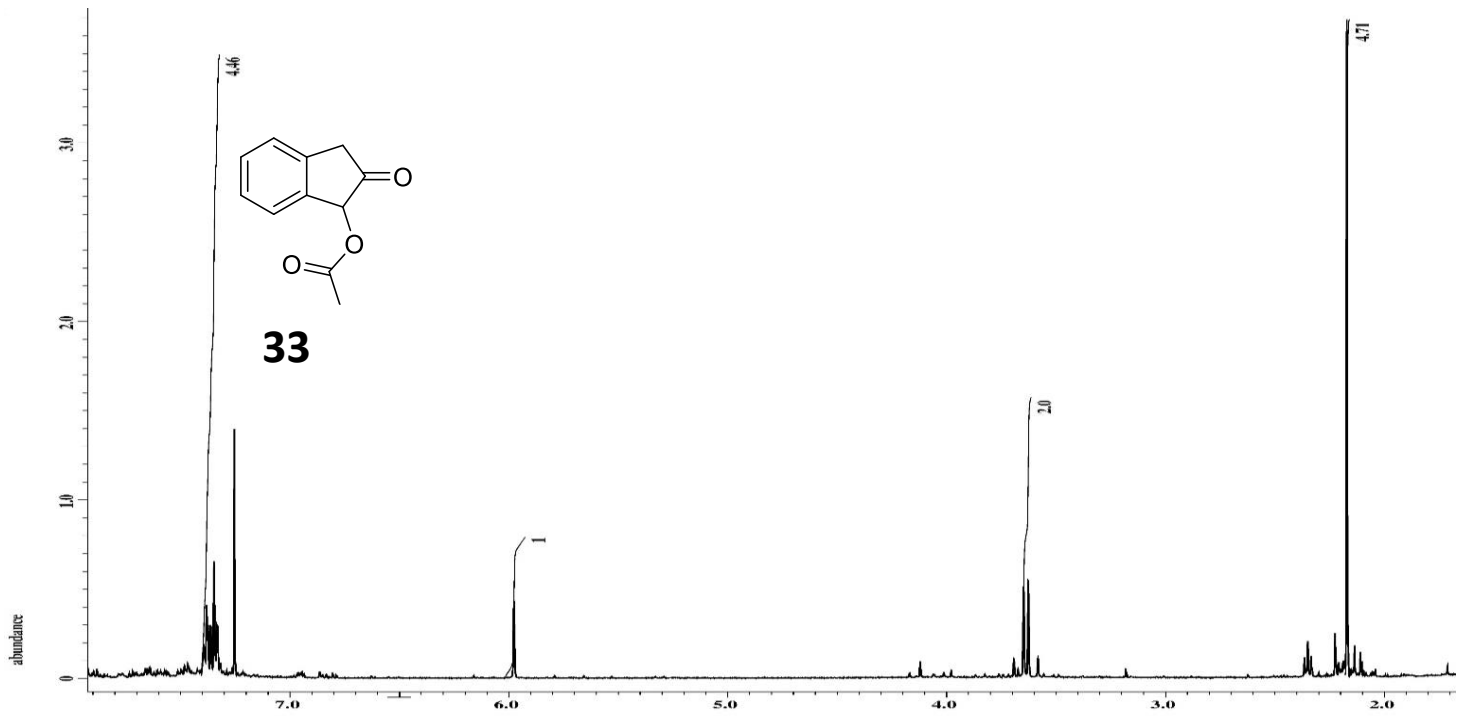


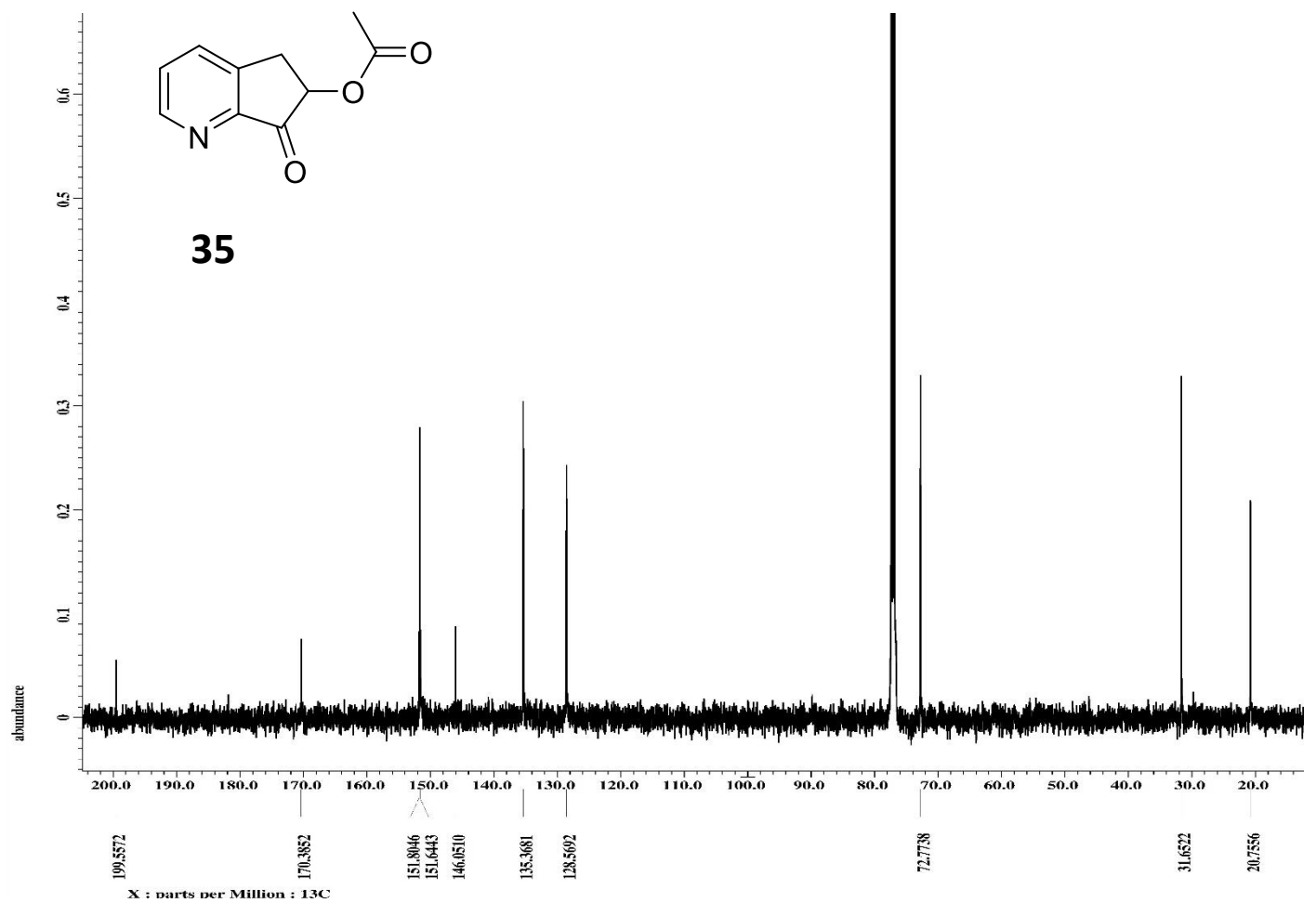
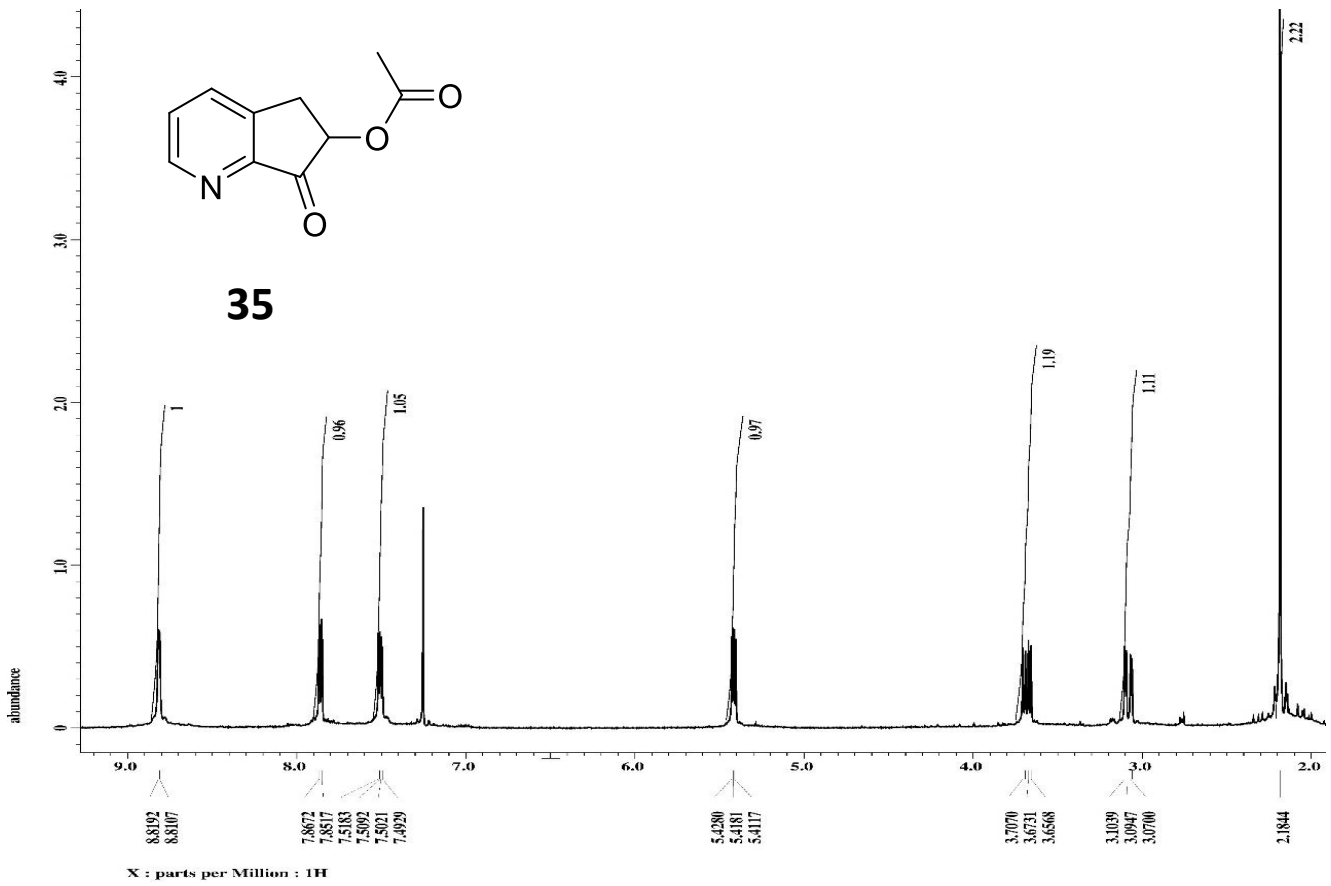
X : parts per Million : 13C

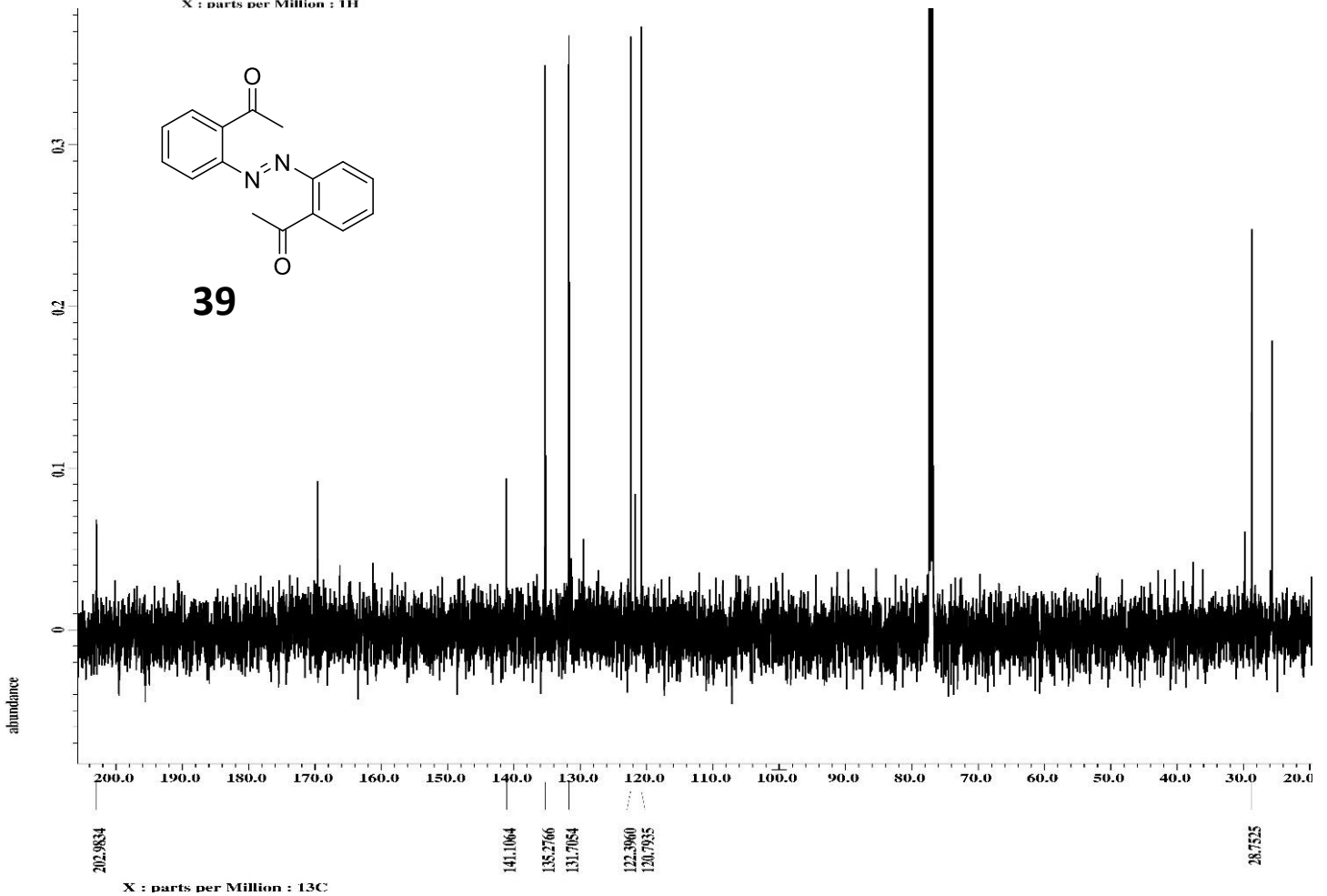
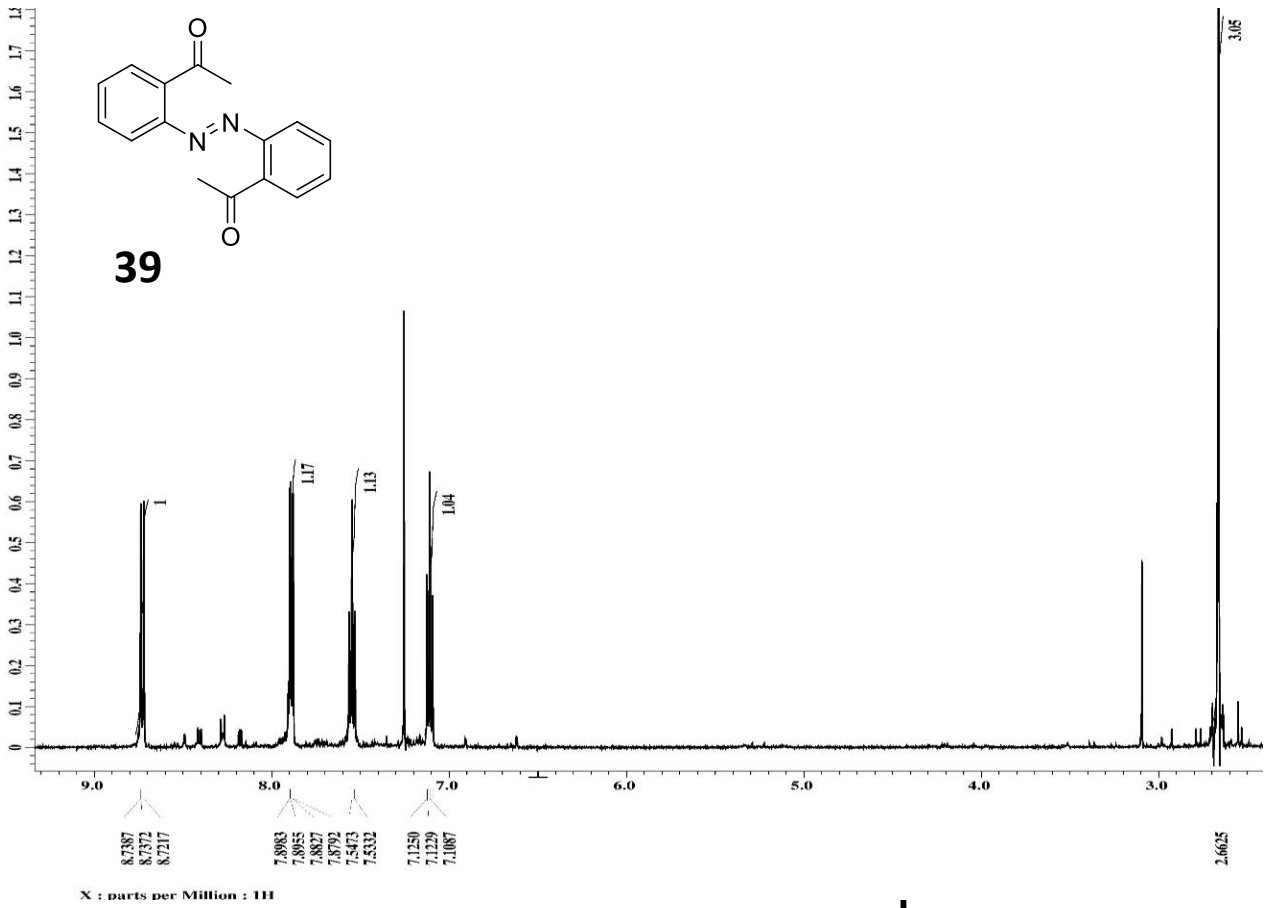


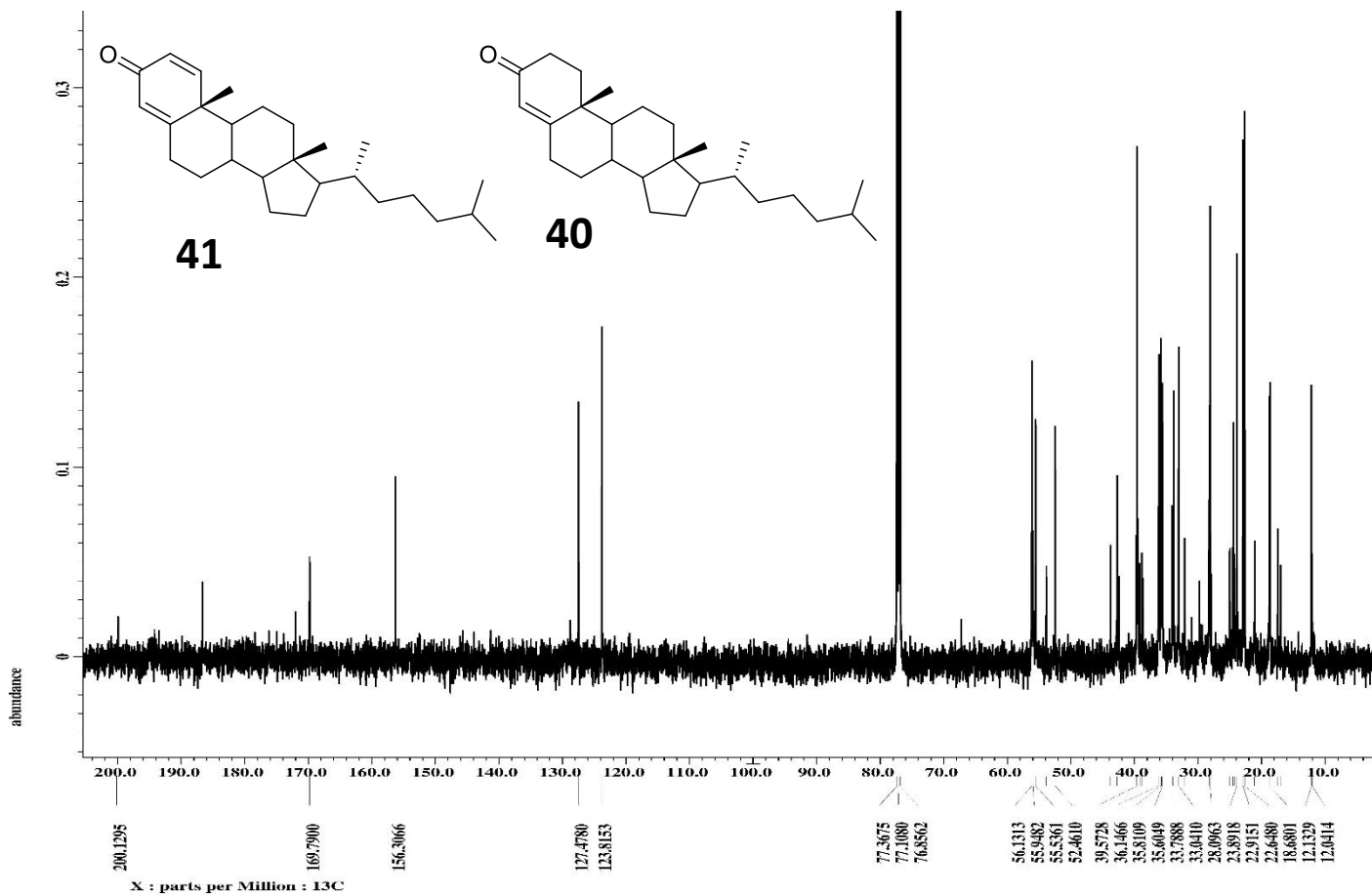
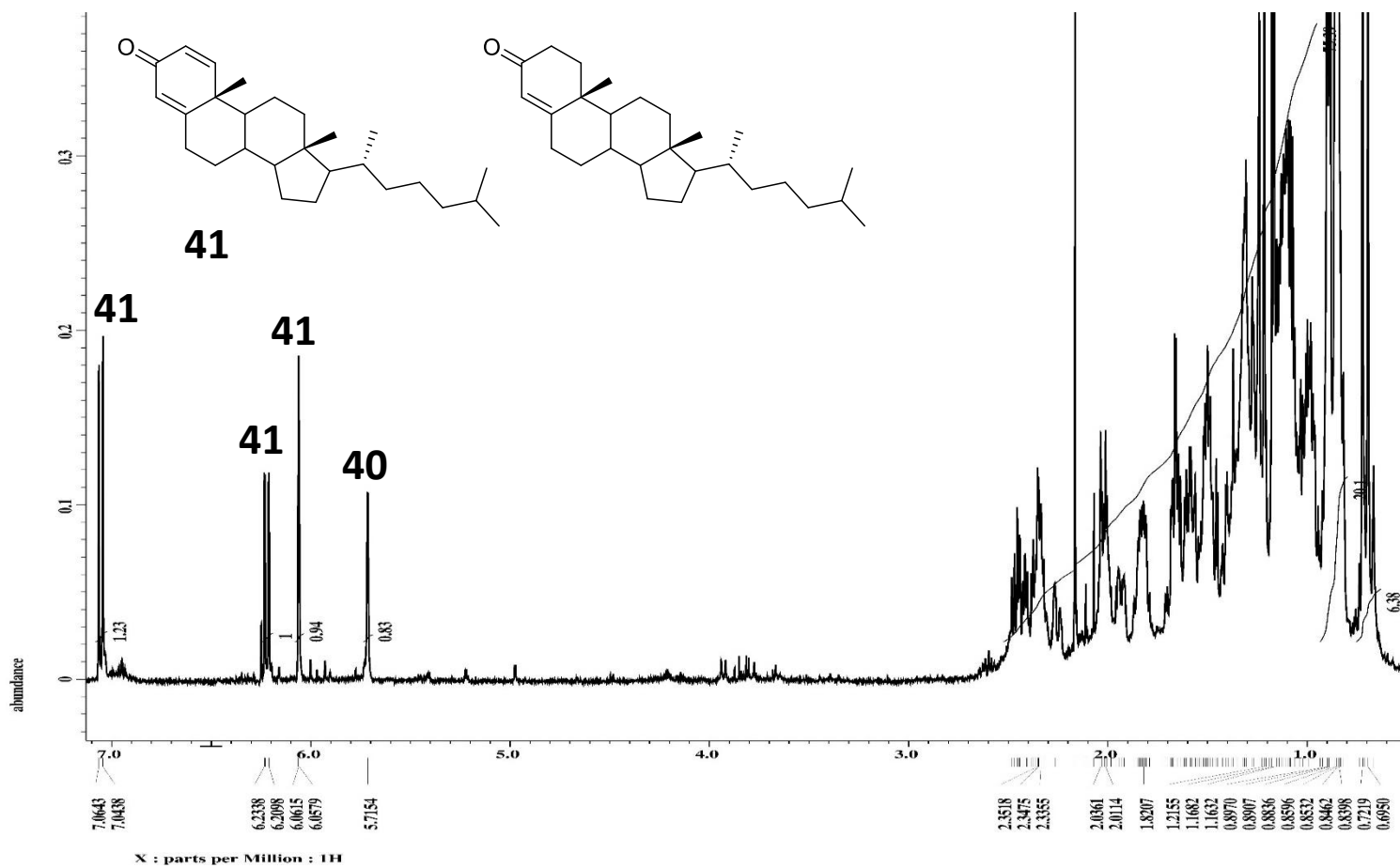
X : parts per Million : 1H

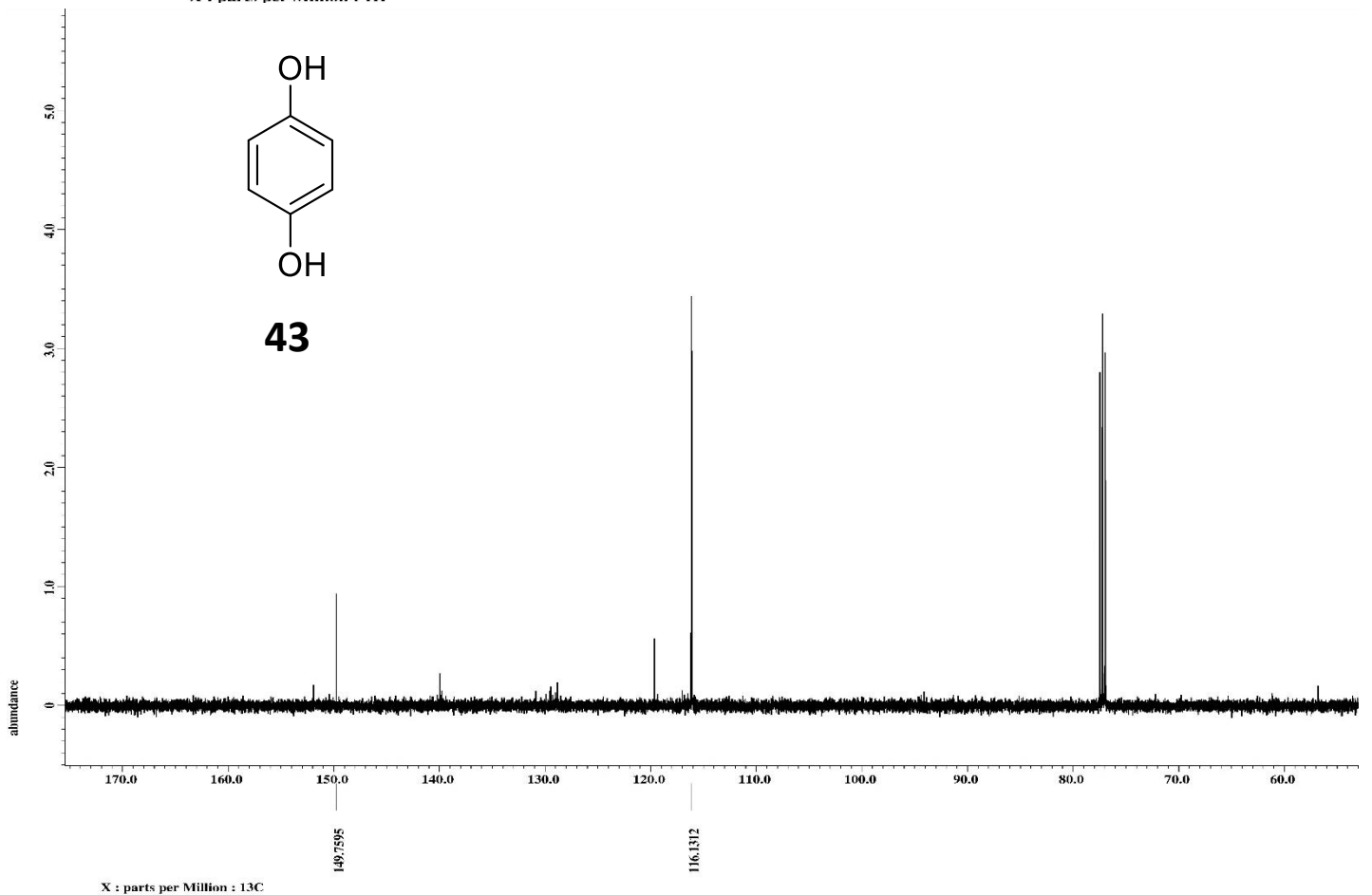
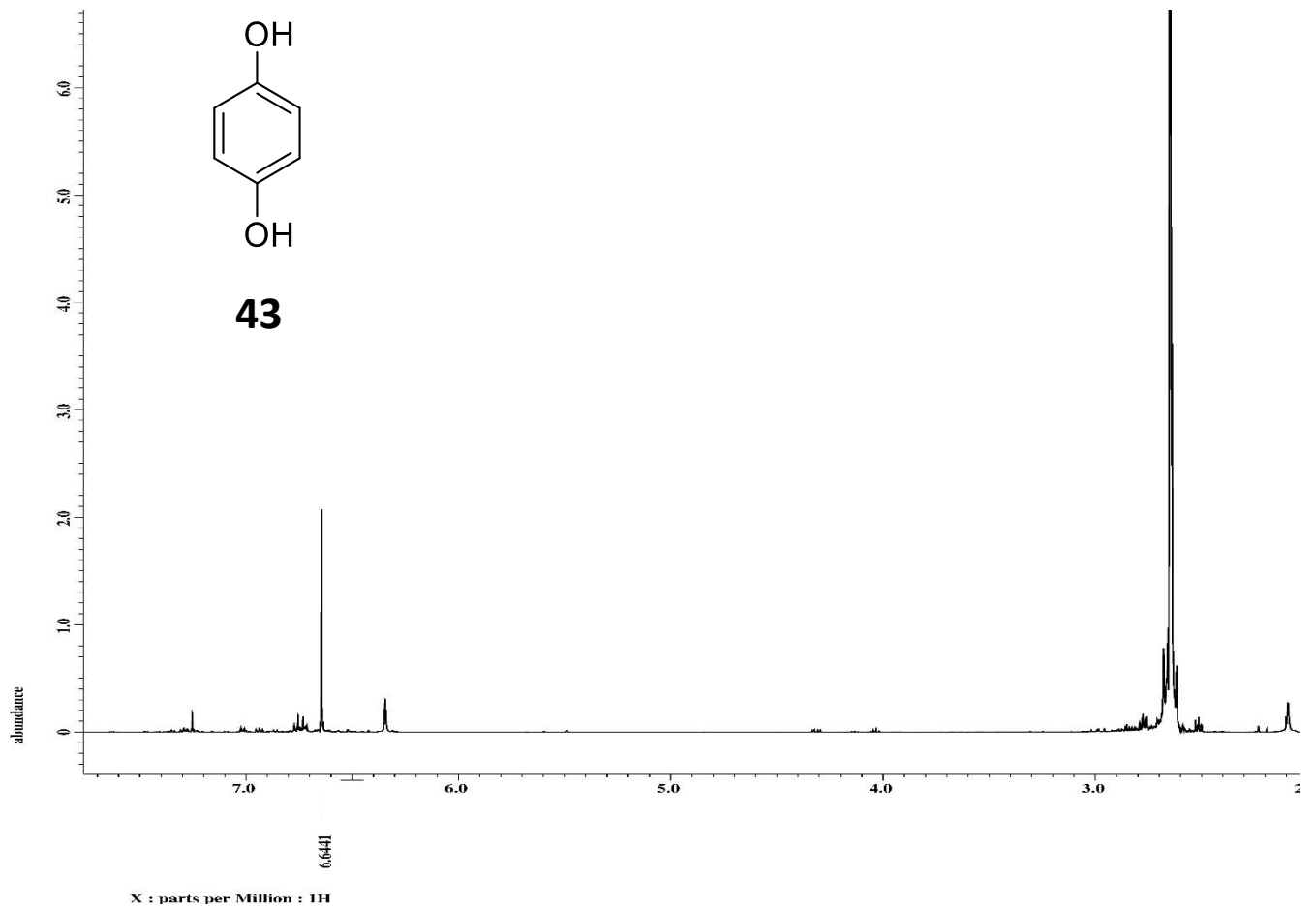




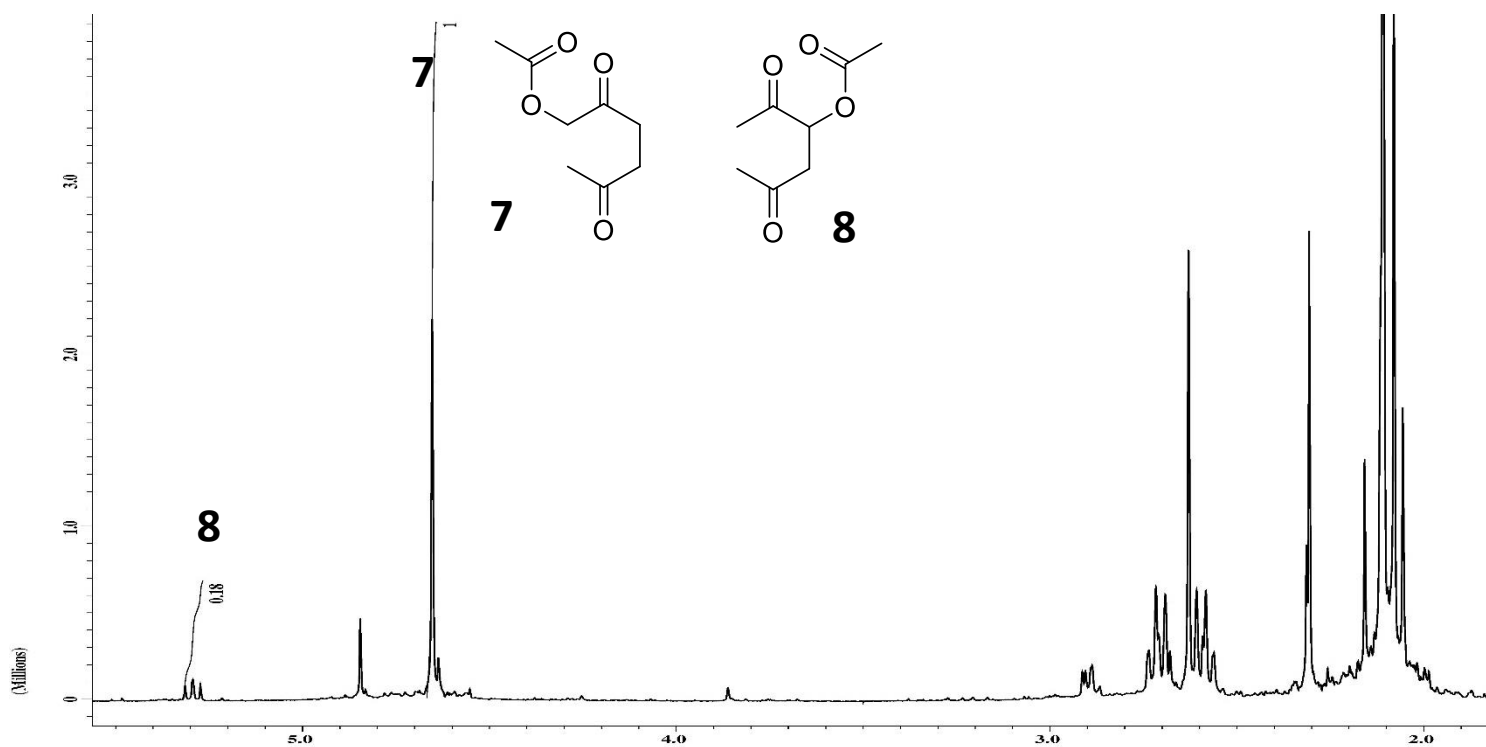




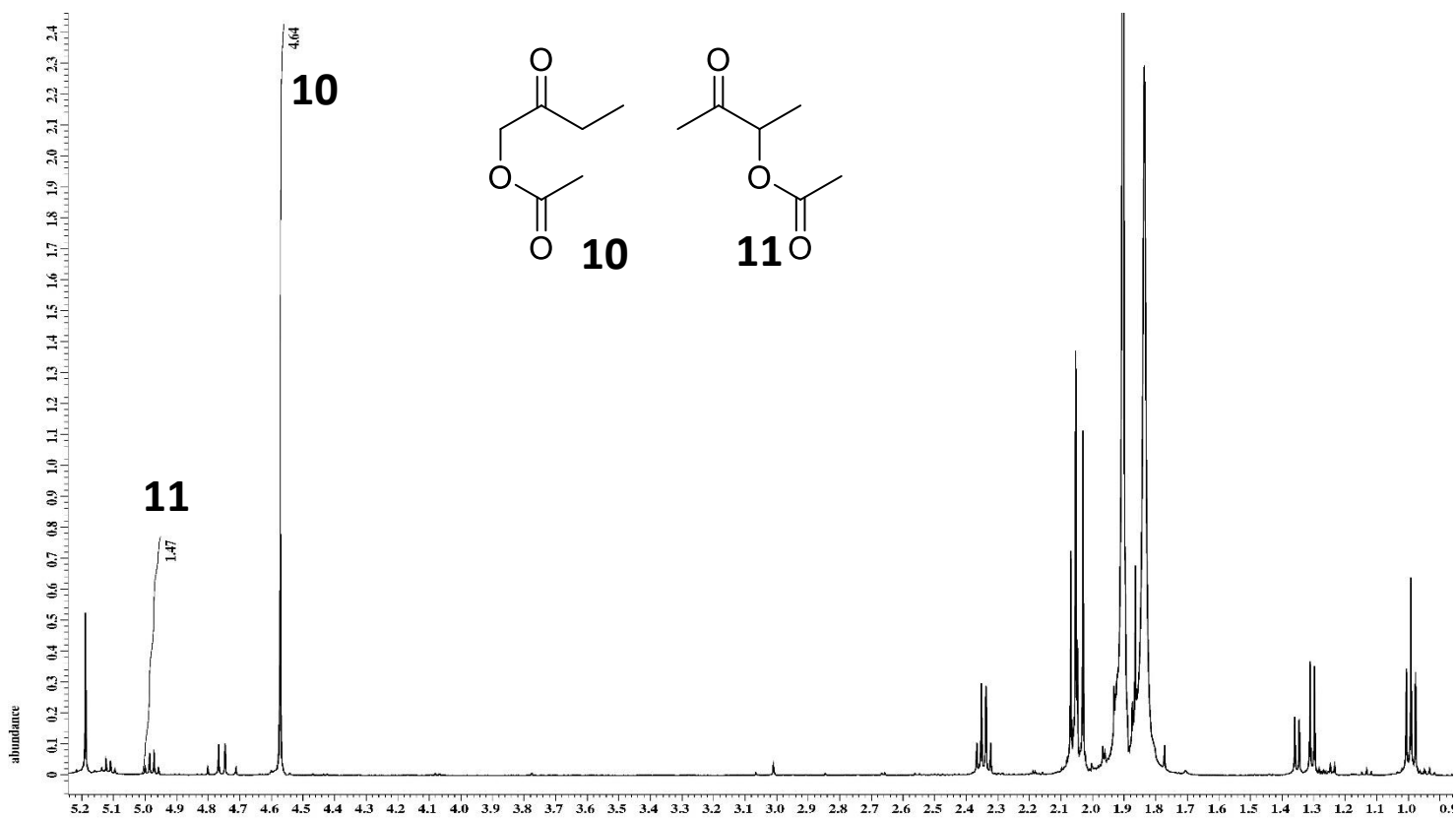




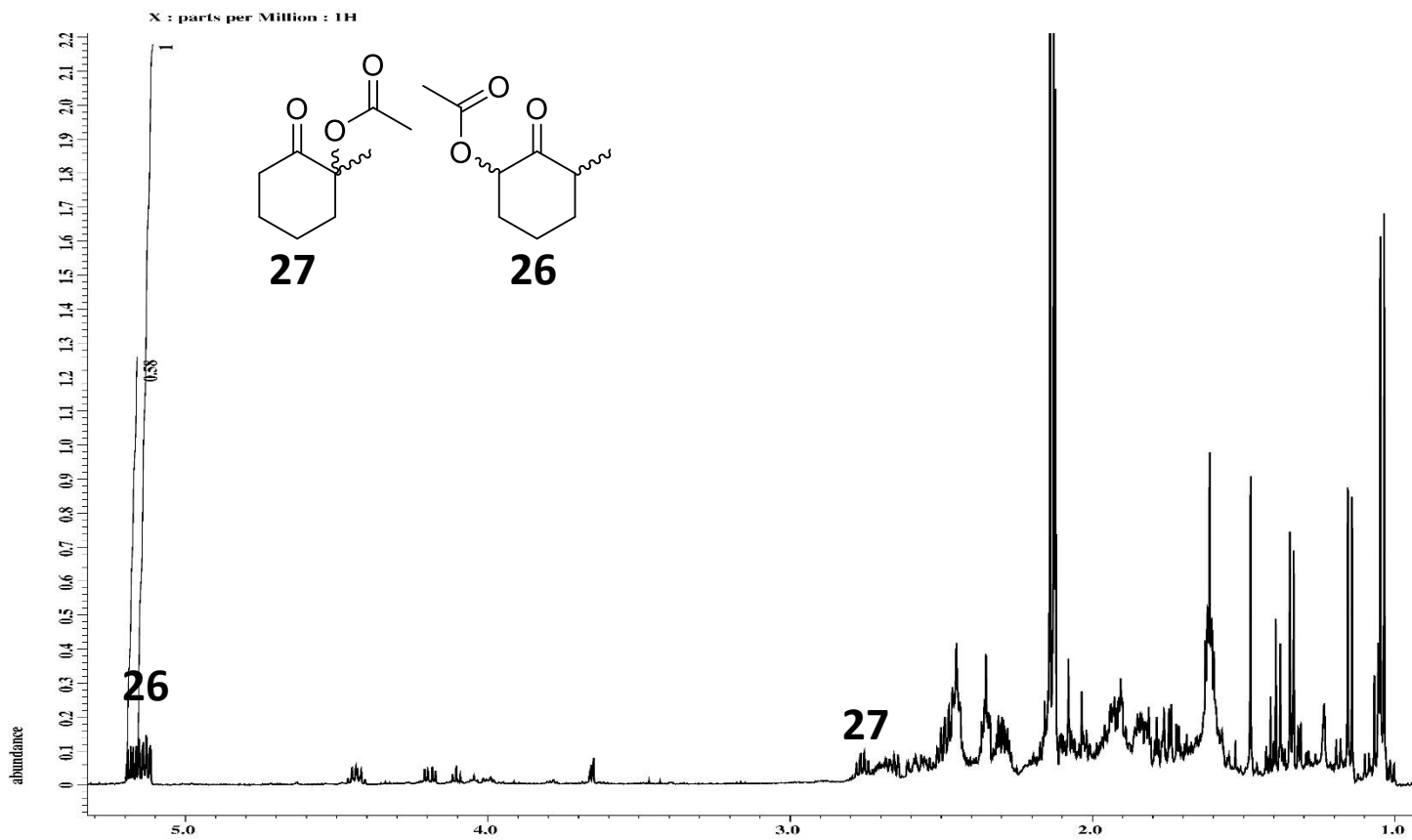
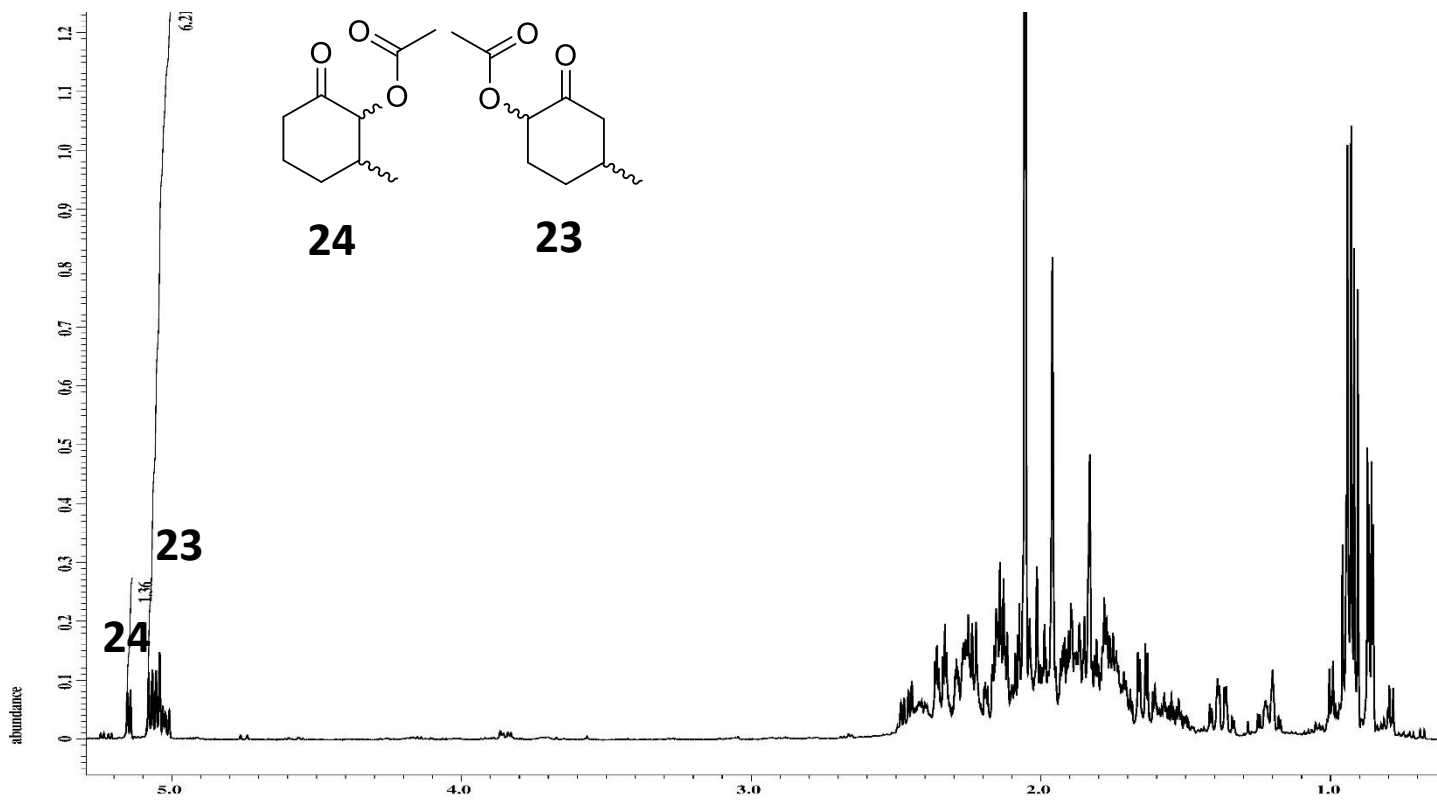
Crude reaction products



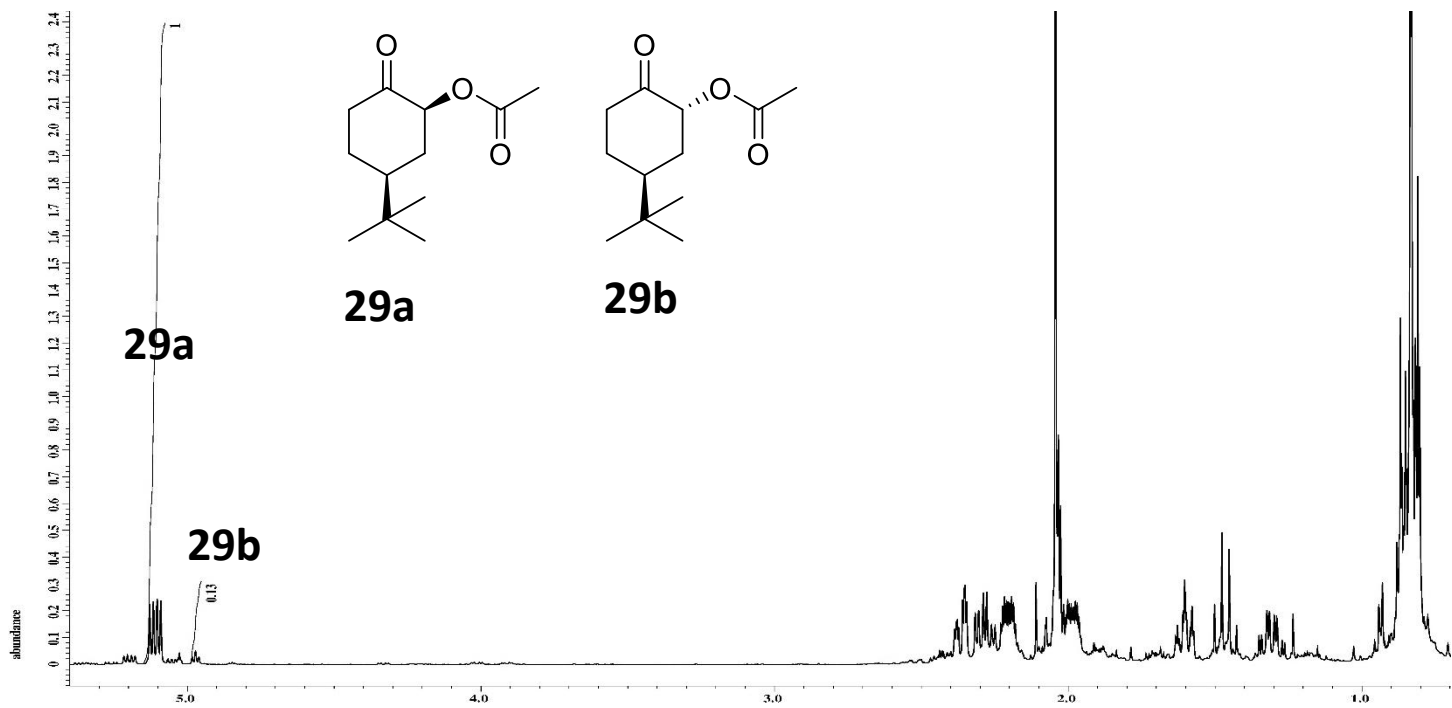
X : parts per Million : 1H



X : parts per Million : 1H



X : parts per Million : 1H



X : parts per Million : 1H