

Supporting Information

for

Synthesis of bis-spirocyclic derivatives of 3-azabicyclo[3.1.0]hexane via cyclopropene cycloadditions to the stable azomethine ylide derived from Ruhemann's Purple

Alexander S. Filatov, Olesya V. Khoroshilova, Anna G. Larina, Vitali M. Boitsov and Alexander V. Stepanov

Experimental details for the synthesis and characterization of all compounds, copies of ^1H NMR and ^{13}C NMR spectra, X-ray data and calculations details

Table of Contents

1.	General Information	S1
2.	Experimental details and characterization data.....	S4
3.	Copies of ^1H and ^{13}C NMR spectra.....	S10
4.	X-ray data for compounds 3b and 3e	S22
5.	Calculation details	S25
6.	References	S46

1. General Information

a) Synthesis

Unless otherwise stated, all reagents were purchased from commercial suppliers and used as received. Solvents were dried by standard procedures and freshly distilled prior to use: tetrahydrofuran and 1,4-dioxane were distilled from sodium and benzophenone ketyl, dimethylformamide and dichloromethane from calcium hydride, acetonitrile from phosphorus pentoxide. Hexane and ethyl acetate used for TLC were distilled without pre-treatment with desiccants. Technical grade methanol was dried by heating over iodine-activated magnesium with a magnesium loading of 2.0 g/L. Commercially available ethanol 96% was used without purification. All reactions were carried out under normal atmosphere. The reaction vessels were heated using a silicone oil bath on a magnetic stirrer with a heating plate and a temperature controller. The progress of reactions was monitored by thin-layer chromatography (TLC) on aluminum sheets with 0.2 mm silica gel with fluorescent indicator using UV-light and iodine for visualization. All synthesized compounds were dried under high vacuum (< 1 mbar) before determination of chemical yields and spectroscopic characterization.

b) Characterization and analysis

Melting points were measured on a melting point apparatus and are uncorrected. ^1H (400 MHz) and ^{13}C (101 MHz) spectra were recorded on an NMR spectrometer in CDCl_3 or $\text{DMSO}-d_6$ at ambient temperature. ^{13}C NMR spectra were registered with broad-band proton decoupling. Chemical shifts (δ) in ppm are reported relative to residual undeuterated solvent in CDCl_3 (7.26 ppm for ^1H and 77.2 ppm for ^{13}C) and $\text{DMSO}-d_6$ (2.50 ppm for ^1H and 39.5 ppm for ^{13}C). The signal patterns are indicated as follows: s = singlet, d = doublet, dd = doublet of doublets, t = triplet, dt = doublet of triplets, m = multiplet, br s = broad singlet. Integrals are given in accordance with assignments, coupling constants are reported in Hz. NMR spectra were processed, analyzed and prepared with MestReNova x64 NMR software. IR spectra were recorded in KBr pellets and reported in wave number (cm^{-1}). Electrospray ionization (ESI) mass spectra were measured on a mass spectrometer, HRMS-ESI-QTOF, electrospray ionization, positive mode.

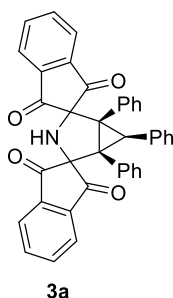
c) Preparation of starting materials

Stable azomethine ylide protonated Ruhemann's Purple (**1**) was readily synthesized by using a two-step procedure. Ruhemann's Purple (as a sodium salt) was obtained by the reaction of ninhydrin and glycine in citrate buffer (0.2 M, pH ~ 5.0) [1]. In the second stage, Ruhemann's Purple was treated with concentrated hydrochloric acid in aqueous media, resulting in target azomethine ylide **1** [2]. The following cyclopropenes were prepared according to the literature data: 1,2,3-triphenylcyclopropene (**2a**) [3]; 1,2-diphenylcyclopropene (**2b**) [4]; 3-ethyl-1,2-

diphenylcyclopropene (**2c**) [5]; 1,2-diphenyl-3-vinylcyclopropene (**2d**) [5]; 1,2-diphenyl-3-(phenylethynyl)cyclopropene (**2e**) [6]; *N,N*-dimethyl-2,3-diphenylcycloprop-2-ene-1-carboxamide (**2f**) [7]; 2,3-diphenylcycloprop-2-ene-1-carbonitrile (**2g**) [7]; methyl 2,3-diphenylcycloprop-2-ene-1-carboxylate (**2h**) [8]; 2,3-diphenylcycloprop-2-ene-1-carboxylic acid (**2i**) [8]; 3-methyl-3-phenylcyclopropene (**2j**) [9]; methyl 1-methylcycloprop-2-enecarboxylate (**2k**) [10]; 3-methyl-1,2,3-triphenylcyclopropene (**2l**) [3]; 1-chloro-2-phenylcyclopropene (**2m**) [11]; 1-methyl-2-phenylcyclopropene (**2n**) [12]; 1-phenyl-2-(trimethylsilyl)cyclopropene (**2o**) [13]; and parent cyclopropene (**2p**) [14].

2. Experimental details and characterization data

General procedure A for the preparation of cycloadducts 3a–g, 4: Protonated Ruhemann's Purple (**1**, 121 mg, 0.4 mmol) and cyclopropene **2a–g, 2j** (0.4 mmol) were dissolved in THF (15 mL). The reaction mixture was heated at reflux for 2–6 h and then cooled to room temperature. The mixture was filtered through a plug of celite to remove trace amounts of insoluble dark brown solid. The plug of celite was carefully rinsed with THF (20 mL). The filtrate was evaporated to dryness under vacuum. The crude residue was purified by recrystallization from a suitable solvent to obtain cycloadduct **3a–g, 4**.



***meso*-(1'*R*,5'*S*,6'*r*)-1',5',6'-Triphenyl-3'-azadispiro[indene-2,2'-bicyclo[3.1.0]hexane-4',2''-indene]-1,1'',3,3''-tetraone (**3a**)**

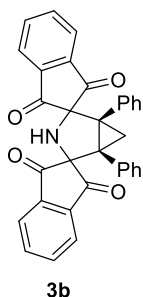
Cycloadduct **3a** was obtained as a single diastereomer according to General Procedure A from protonated Ruhemann's Purple (**1**, 121 mg, 0.4 mmol) and cyclopropene **2a** (107 mg, 0.4 mmol), the reaction mixture was refluxed for 2 h to achieve a satisfactory degree of cyclopropene conversion. The crude product was purified by recrystallization from ethanol, giving rise to pure **3a** in 75% yield (171 mg); yellow solid; mp > 300 °C (EtOH); R_f 0.42 (SiO₂, hexane–EtOAc, 1:1).

IR (KBr, cm⁻¹): 3358, 3093, 3053, 3034, 1745, 1715, 1592, 1495, 1444, 1353, 1324, 1257, 1205, 1158, 1096, 1081, 1040, 1018, 998, 972, 791, 755, 697.

¹H NMR (400 MHz, DMSO-*d*₆): δ = 7.89–7.84 (m, 2 H), 7.81–7.75 (m, 2 H), 7.74–7.68 (m, 2 H), 7.48–7.42 (m, 2 H), 7.02–6.68 (m, 13 H), 6.17–6.10 (m, 2 H), 4.39 (s, 1 H), 4.05 (s, 1 H).

¹³C NMR (101 MHz, DMSO-*d*₆): δ = 199.14 (2 C), 199.09 (2 C), 141.0 (2 C), 139.8 (2 C), 136.4 (2 C), 135.7 (2 C), 135.1, 133.1 (4 C), 130.6 (2 C), 129.6 (2 C), 127.33 (2 C), 127.26 (4 C), 126.5 (2 C), 125.5, 122.4 (4 C), 79.1 (2 C), 53.0 (2 C), 28.0.

HRMS (ESI): calcd. for C₃₉H₂₅NNaO₄⁺ [M + Na]⁺: 594.1676; found: 594.1670.



***meso*-(1'*R*,5'*S*)-1',5'-Diphenyl-3'-azadispiro[indene-2,2'-bicyclo[3.1.0]hexane-4',2''-indene]-1,1'',3,3''-tetraone (**3b**)**

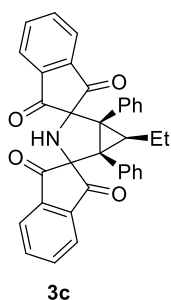
Cycloadduct **3b** was obtained according to General Procedure A from protonated Ruhemann's Purple (**1**, 121 mg, 0.4 mmol) and cyclopropene **2b** (77 mg, 0.4 mmol), the reaction mixture was refluxed for 2 h to achieve a satisfactory degree of cyclopropene conversion. The crude product was purified by recrystallization from methanol, giving rise to pure **3b** in 78% yield (155 mg); beige solid; mp 252–253 °C (MeOH); R_f 0.41 (SiO₂, hexane–EtOAc, 1:1).

IR (KBr, cm⁻¹): 3318, 3067, 3022, 2960, 2879, 1747, 1717, 1596, 1494, 1447, 1344, 1262, 1193, 1113, 1080, 1056, 1025, 1004, 943, 800, 773, 749, 732, 705.

^1H NMR (400 MHz, $\text{DMSO-}d_6$): δ = 7.90–7.86 (m, 2 H), 7.82–7.72 (m, 4 H), 7.59–7.56 (m, 2 H), 7.10–7.05 (m, 4 H), 6.97–6.87 (m, 6 H), 3.71 (s, 1 H), 2.86 (d, J = 5.5 Hz, 1 H), 1.29 (d, J = 5.5 Hz, 1 H).

^{13}C NMR (101 MHz, $\text{DMSO-}d_6$): δ = 199.6 (2 C), 198.7 (2 C), 141.0 (2 C), 139.4 (2 C), 136.5 (2 C), 135.8 (2 C), 133.7 (2 C), 131.8 (4 C), 127.6 (4 C), 127.6 (2 C), 122.49 (2 C), 122.48 (2 C), 78.7 (2 C), 48.7 (2 C), 15.2.

HRMS (ESI): calcd. for $\text{C}_{33}\text{H}_{22}\text{NO}_4^+$ [$\text{M} + \text{H}$] $^+$: 496.1543; found: 496.1553.



***meso*-(1'*R*,5'*S*,6'*r*)-6'-Ethyl-1',5'-diphenyl-3'-azadispiro[indene-2,2'-bicyclo[3.1.0]hexane-4',2''-indene]-1,1'',3,3''-tetraone (3c)**

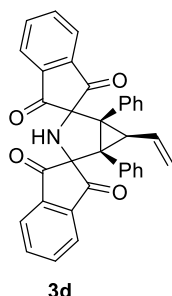
Cycloadduct **3c** was obtained as a single diastereomer according to General Procedure A from protonated Ruhemann's Purple (**1**, 121 mg, 0.4 mmol) and cyclopropene **2c** (88 mg, 0.4 mmol), the reaction mixture was refluxed for 2 h to achieve a satisfactory degree of cyclopropene conversion. The crude product was purified by recrystallization from ethanol, giving rise to pure **3c** in 72% yield (151 mg); yellow solid; mp 259–261 °C (EtOH); R_f 0.45 (SiO_2 , hexane–EtOAc, 1:1).

IR (KBr, cm^{-1}): 3296, 3054, 2965, 2921, 2869, 1748, 1715, 1599, 1493, 1443, 1346, 1324, 1278, 1257, 1192, 1152, 1082, 1021, 1003, 952, 776, 762, 701.

^1H NMR (400 MHz, $\text{DMSO-}d_6$): δ = 8.00–7.94 (m, 2 H), 7.90–7.83 (m, 2 H), 7.82–7.75 (m, 2 H), 7.54–7.47 (m, 2 H), 7.10–6.90 (m, 10 H), 3.90 (s, 1 H), 2.93 (t, J = 6.5 Hz, 1 H), 1.08–0.98 (m, 2 H), 0.90 (t, J = 7.0 Hz, 3 H).

^{13}C NMR (101 MHz, $\text{DMSO-}d_6$): δ = 199.1 (2 C), 198.9 (2 C), 141.2 (2 C), 140.0 (2 C), 136.6 (2 C), 135.7 (2 C), 132.3 (2 C), 131.5 (4 C), 127.5 (4 C), 127.0 (2 C), 122.7 (2 C), 122.6 (2 C), 78.2 (2 C), 49.7 (2 C), 25.2, 19.1, 13.6.

HRMS (ESI): calcd. for $\text{C}_{35}\text{H}_{26}\text{NO}_4^+$ [$\text{M} + \text{H}$] $^+$: 524.1856; found: 524.1857.



***meso*-(1'*R*,5'*S*,6'*r*)-1',5'-Diphenyl-6'-vinyl-3'-azadispiro[indene-2,2'-bicyclo[3.1.0]hexane-4',2''-indene]-1,1'',3,3''-tetraone (3d)**

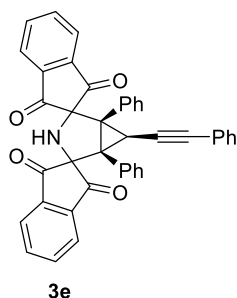
Cycloadduct **3d** was obtained as a single diastereomer according to General Procedure A from protonated Ruhemann's Purple (**1**, 121 mg, 0.4 mmol) and cyclopropene **2d** (87 mg, 0.4 mmol), the reaction mixture was refluxed for 2 h to achieve a satisfactory degree of cyclopropene conversion. The crude product was purified by recrystallization from ethanol, giving rise to pure **3d** in 69% yield (144 mg); yellow solid; mp > 300 °C (EtOH); R_f 0.44 (SiO_2 , hexane–EtOAc, 1:1).

IR (KBr, cm^{-1}): 3355, 3105, 3052, 2979, 1746, 1717, 1594, 1493, 1445, 1351, 1325, 1259, 1206, 1156, 1095, 1043, 993, 908, 754, 704.

^1H NMR (400 MHz, $\text{DMSO-}d_6$): δ = 7.92–7.88 (m, 2 H), 7.83–7.77 (m, 2 H), 7.75–7.70 (m, 2 H), 7.48–7.43 (m, 2 H), 7.18–6.88 (m, 10 H), 5.38 (dd, J = 17.1, 1.1 Hz, 1 H), 5.00 (dd, J = 10.3, 1.1 Hz, 1 H), 4.47 (dt, J = 17.1, 10.3 Hz, 1H), 3.88 (s, 1 H), 3.83 (d, J = 10.3 Hz, 1 H).

^{13}C NMR (101 MHz, $\text{DMSO-}d_6$): δ = 199.1 (2 C), 198.7 (2 C), 141.0 (2 C), 139.7 (2 C), 136.4 (2 C), 135.7 (2 C), 135.6, 132.7 (4 C), 131.0 (2 C), 127.6 (4 C), 127.4 (2 C), 122.45 (2 C), 122.41 (2 C), 115.8, 78.9 (2 C), 51.4 (2 C), 27.1.

HRMS (ESI): calcd. for $\text{C}_{35}\text{H}_{23}\text{NNaO}_4^+$ [$\text{M} + \text{Na}$] $^+$: 544.1519; found: 544.1537.



***meso*-(1'*R*,5'*S*,6'*r*)-1',5'-Diphenyl-6'-(phenylethynyl)-3'-azadispiro[indene-2,2'-bicyclo[3.1.0]hexane-4',2''-indene]-1,1'',3,3''-tetraone (3e)**

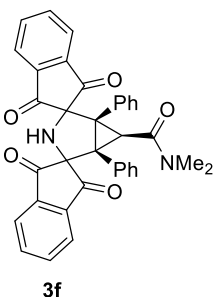
Cycloadduct **3e** was obtained as a single diastereomer according to General Procedure A from protonated Ruhemann's Purple (**1**, 121 mg, 0.4 mmol) and cyclopropene **2e** (117 mg, 0.4 mmol), the reaction mixture was refluxed for 2 h to achieve a satisfactory degree of cyclopropene conversion. The crude product was purified by recrystallization from ethanol, giving rise to pure **3e** in 91% yield (217 mg); yellow solid; mp > 300 °C (EtOH); R_f 0.42 (SiO_2 , hexane–EtOAc, 1:1).

IR (KBr, cm^{-1}): 3286, 3059, 3026, 2873, 1750, 1722, 1594, 1493, 1444, 1348, 1259, 1192, 1155, 1080, 1021, 798, 760, 703.

^1H NMR (400 MHz, $\text{DMSO-}d_6$): δ = 7.98–7.90 (m, 2 H), 7.87–7.80 (m, 2 H), 7.79–7.72 (m, 2 H), 7.54–7.48 (m, 2 H), 7.27–7.13 (m, 7 H), 7.06–6.91 (m, 8 H), 4.13 (s, 1 H), 4.09 (s, 1 H).

^{13}C NMR (101 MHz, $\text{DMSO-}d_6$): δ = 198.9 (2 C), 198.8 (2 C), 140.8 (2 C), 139.6 (2 C), 136.5 (2 C), 135.8 (2 C), 132.6 (4 C), 130.7 (2 C), 130.2 (2 C), 128.3 (2 C), 128.2, 127.6 (2 C), 127.4 (4 C), 122.5 (4 C), 122.4, 87.3, 86.4, 77.9 (2 C), 52.4 (2 C), 15.1.

HRMS (ESI): calcd. for $\text{C}_{41}\text{H}_{25}\text{NNaO}_4^+$ [$\text{M} + \text{Na}$] $^+$: 618.1676; found: 618.1647.



***meso*-(1'*R*,5'*S*,6'*r*)-*N,N*-Dimethyl-1,1'',3,3''-tetraoxo-1',5'-diphenyl-1,1'',3,3''-tetrahydro-3'-azadispiro[indene-2,2'-bicyclo[3.1.0]hexane-4',2''-indene]-6'-carboxamide (3f)**

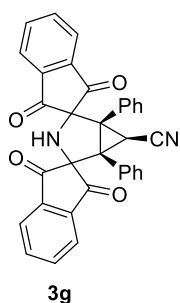
Cycloadduct **3f** was obtained as a single diastereomer according to General Procedure A from protonated Ruhemann's Purple (**1**, 121 mg, 0.4 mmol) and cyclopropene **2f** (105 mg, 0.4 mmol), the reaction mixture was refluxed for 6 h to achieve a satisfactory degree of cyclopropene conversion. The crude product was purified by recrystallization from methanol, giving rise to pure **3f** in 58% yield (131 mg); yellow solid; mp 275–278 °C (MeOH); R_f 0.13 (SiO_2 , hexane–EtOAc, 1:1).

IR (KBr, cm^{-1}): 3306, 3077, 3051, 3025, 2937, 1746, 1710, 1639, 1598, 1493, 1447, 1402, 1349, 1327, 1260, 1204, 1157, 1094, 1021, 781, 761, 705.

^1H NMR (400 MHz, $\text{DMSO-}d_6$): δ = 7.94–7.88 (m, 2 H), 7.84–7.78 (m, 2 H), 7.76–7.71 (m, 2 H), 7.46–7.41 (m, 2 H), 6.97–6.77 (m, 10 H), 4.46 (s, 1 H), 4.06 (s, 1 H), 3.57 (s, 3 H), 2.65 (s, 3 H).

^{13}C NMR (101 MHz, $\text{DMSO-}d_6$): δ = 199.7 (2 C), 199.0 (2 C), 166.1, 140.9 (2 C), 139.7 (2 C), 136.5 (2 C), 135.7 (2 C), 131.7 (4 C), 131.0 (2 C), 126.8 (4 C), 126.7 (2 C), 122.4 (4 C), 78.9 (2 C), 53.9 (2 C), 37.4, 35.3, 22.2.

HRMS (ESI): calcd. for $\text{C}_{36}\text{H}_{26}\text{N}_2\text{NaO}_5^+$ [$\text{M} + \text{Na}$] $^+$: 589.1734; found: 589.1731.



***meso*-(1'*R*,5'*S*,6'*r*)-1,1'',3,3''-Tetraoxo-1',5'-diphenyl-1,1'',3,3''-tetrahydro-3'-azadispiro[indene-2,2'-bicyclo[3.1.0]hexane-4',2''-indene]-6'-carbonitrile (3g)**

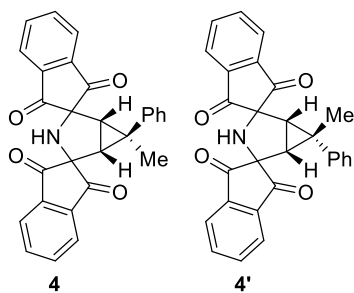
Cycloadduct **3g** was obtained as a single diastereomer according to General Procedure A from protonated Ruhemann's Purple (**1**, 121 mg, 0.4 mmol) and cyclopropene **2g** (87 mg, 0.4 mmol), the reaction mixture was refluxed for 6 h to achieve a satisfactory degree of cyclopropene conversion. The crude product was purified by recrystallization from ethanol, giving rise to pure **3g** in 55% yield (115 mg); yellow solid; mp > 300 °C (EtOH); R_f 0.35 (SiO_2 , hexane–EtOAc, 1:1).

IR (KBr, cm^{-1}): 3287, 3078, 3055, 3014, 2924, 2878, 2238, 1751, 1716, 1592, 1446, 1351, 1261, 1206, 1160, 1081, 1023, 1002, 944, 779, 758, 700.

^1H NMR (400 MHz, $\text{DMSO-}d_6$): δ = 7.98–7.90 (m, 2 H), 7.88–7.81 (m, 2 H), 7.80–7.74 (m, 2 H), 7.58–7.50 (m, 2 H), 7.22–7.15 (m, 4 H), 7.13–7.01 (m, 6 H), 4.30 (s, 1 H), 4.25 (s, 1 H).

^{13}C NMR (101 MHz, $\text{DMSO-}d_6$): δ = 198.55 (2 C), 198.5 (2 C), 140.6 (2 C), 139.4 (2 C), 136.7 (2 C), 136.0 (2 C), 131.9 (4 C), 128.6 (2 C), 128.5 (2 C), 128.1 (4 C), 122.7 (2 C), 122.5 (2 C), 117.2, 76.7 (2 C), 51.4 (2 C), 11.8.

HRMS (ESI): calcd. for $\text{C}_{34}\text{H}_{20}\text{N}_2\text{NaO}_4^+$ [$\text{M} + \text{Na}$] $^+$: 543.1315; found: 543.1306.



***meso*-(1'*R*,5'*S*,6'*r*)-6'-Methyl-6'-phenyl-3'-azadispiro[indene-2,2'-bicyclo[3.1.0]hexane-4',2''-indene]-1,1'',3,3''-tetraone (4) and *meso*-(1'*R*,5'*S*,6'*s*)-6'-methyl-6'-phenyl-3'-azadispiro[indene-2,2'-bicyclo[3.1.0]hexane-4',2''-indene]-1,1'',3,3''-tetraone (4')**

Cycloadduct was obtained as a mixture of diastereomers **4** and **4'** in ratio 10:1 from protonated Ruhemann's Purple (**1**, 121 mg, 0.4 mmol) and cyclopropene **2j** (78 mg, 0.6 mmol), the reaction mixture was refluxed for 6 h to achieve a satisfactory degree of cyclopropene conversion. The crude mixture was purified by recrystallization from methanol,

giving rise to pure major diastereomer **4** in 62% yield (107 mg); beige solid; mp > 300 °C (MeOH); R_f 0.36 (SiO₂, hexane–EtOAc, 1:1).

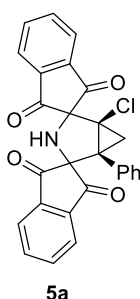
IR (KBr, cm⁻¹): 3352, 3073, 3050, 3030, 2964, 2885, 1745, 1719, 1596, 1497, 1432, 1343, 1264, 1198, 1154, 1058, 960, 780, 747, 692.

¹H NMR (400 MHz, CDCl₃): δ = 8.13–8.01 (m, 4 H, C⁴H (C^{7''} H) + C⁷H (C^{4''} H)), 7.95–7.86 (m, 4 H, C⁵H (C^{6''} H) + C⁶H (C^{5''} H)), 7.21–7.13 (m, 2 H, C⁹H (C¹¹H)), 7.12–7.05 (m, 1 H, C¹⁰H), 6.98–6.87 (m, 2 H, C⁸H (C¹²H)), 3.26 (br s, 1 H, NH), 2.16 (s, 2 H, C¹H (C⁵H)), 1.93 (s, 3 H, CH₃–C⁶).

¹³C NMR (101 MHz, CDCl₃): δ = 197.5 (2 C), 197.2 (2 C), 146.3, 141.2 (2 C), 140.5 (2 C), 136.5 (2 C), 136.0 (2 C), 128.6 (2 C), 126.58, 126.56 (2 C), 124.4 (2 C), 123.9 (2 C), 76.9 (2 C), 39.9 (2 C), 33.3, 18.4.

HRMS (ESI): calcd. for C₂₈H₁₉NNaO₄⁺ [M + Na]⁺: 456.1206; found: 456.1211.

General procedure B for the preparation of cycloadducts 5a–c: Cyclopropene **2m** as a solution in carbon tetrachloride or cyclopropene **2n**, **2o** (0.6 mmol) that had been just prepared from corresponding precursors was added to a solution of protonated Ruhemann's Purple (**1**, 121 mg, 0.4 mmol) in anhydrous THF (15 mL) with stirring at room temperature. After detecting decolorization of solution (24 h later), the reaction mixture was filtered through a plug of celite, and the latter was rinsed with 20 mL of THF. The solvent was distilled off to obtain crude product **5** which was eventually recrystallized from a suitable solvent.



(±)-(1'R,5'R)-1'-Chloro-5'-phenyl-3'-azadispiro[indene-2,2'-bicyclo[3.1.0]hexane-4',2''-indene]-1,1'',3,3''-tetraone (5a**)**

Cycloadduct **5a** was obtained according to General Procedure B from protonated Ruhemann's Purple (**1**, 121 mg, 0.4 mmol) and cyclopropene **2m** (90 mg, 0.6 mmol).

The crude product was purified by recrystallization from ethanol, giving rise to pure **5a** in 82% yield (149 mg); yellow solid; mp > 300 °C (EtOH); R_f 0.42 (SiO₂, hexane–

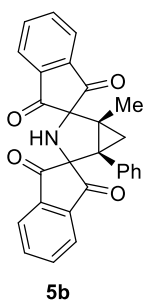
EtOAc, 1:1).

IR (KBr, cm⁻¹): 3365, 3088, 3064, 3031, 1746, 1720, 1598, 1495, 1447, 1425, 1340, 1268, 1229, 1201, 1157, 1043, 1027, 1004, 963, 913, 790, 758, 721, 701.

¹H NMR (400 MHz, CDCl₃): δ = 8.17 (d, J = 7.5 Hz, 1 H), 8.09 (d, J = 7.5 Hz, 1 H), 8.00–7.88 (m, 3 H), 7.72–7.66 (m, 1 H), 7.62–7.56 (m, 1 H), 7.43 (d, J = 7.6 Hz, 1 H), 7.12–7.03 (m, 5 H), 2.94 (br s, 1 H), 2.87 (d, J = 7.1 Hz, 1 H), 1.31 (d, J = 7.1 Hz, 1 H).

¹³C NMR (101 MHz, CDCl₃): δ = 198.3, 196.9, 196.7, 196.5, 142.5, 142.2, 140.9, 139.6, 137.3, 136.5, 136.1, 135.3, 132.3 (2 C), 132.0, 128.4, 128.3 (2 C), 124.2, 123.9, 123.3, 123.1, 79.6, 74.3, 55.5, 48.5, 19.6.

HRMS (ESI): calcd. for C₂₇H₁₆ClNNaO₄⁺ [M + Na]⁺: 476.0660; found: 476.0659.



(±)-(1'*R*,5'*R*)-1'-Methyl-5'-phenyl-3'-azadispiro[indene-2,2'-bicyclo[3.1.0]hexane-4',2''-indene]-1,1'',3,3''-tetraone (5b)

Cycloadduct **5b** was obtained according to General Procedure B from protonated Ruhemann's Purple (**1**, 121 mg, 0.4 mmol) and cyclopropene **2n** (78 mg, 0.6 mmol). The crude product was purified by recrystallization from methanol, giving rise to pure **5b** in 74% yield (128 mg); yellow solid; mp 280–282 °C (MeOH); R_f 0.37 (SiO₂,

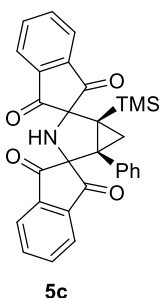
hexane–EtOAc, 1:1).

IR (KBr, cm⁻¹): 3379, 3082, 3057, 3026, 2924, 2852, 1745, 1716, 1590, 1442, 1350, 1253, 1200, 1159, 1033, 793, 756, 727, 703.

¹H NMR (400 MHz, CDCl₃): δ = 8.14 (d, J = 7.3 Hz, 1 H), 8.06 (d, J = 7.3 Hz, 1 H), 7.98–7.85 (m, 3 H), 7.68–7.62 (m, 1 H), 7.58–7.52 (m, 1 H), 7.44–7.38 (m, 1 H), 7.04–6.96 (m, 5 H), 3.23 (br s, 1 H), 2.39 (d, J = 5.9 Hz, 1 H), 0.78 (s, 3 H), 0.65 (d, J = 5.9 Hz, 1 H).

¹³C NMR (101 MHz, CDCl₃): δ = 199.9, 199.5, 198.4, 197.5, 142.0, 141.8, 140.7, 139.8, 136.7, 135.9 (2 C), 134.9, 134.0, 132.0 (2 C), 128.0 (2 C), 127.6, 123.7, 123.4, 122.9, 122.7, 81.2, 75.9, 49.0, 39.3, 16.7, 16.0.

HRMS (ESI): calcd. for C₂₈H₂₀NO₄⁺ [M + H]⁺: 434.1387; found: 434.1396.



(±)-(1'*R*,5'*R*)-1'-Phenyl-5'-(trimethylsilyl)-3'-azadispiro[indene-2,2'-bicyclo[3.1.0]hexane-4',2''-indene]-1,1'',3,3''-tetraone (5c)

Cycloadduct **5c** was obtained according to General Procedure B from protonated Ruhemann's Purple (**1**, 121 mg, 0.4 mmol) and cyclopropene **2o** (113 mg, 0.6 mmol). The crude product was purified by recrystallization from methanol, giving rise to pure **5c** in 79% yield (155 mg); yellow solid; mp 245–247 °C (MeOH); R_f

0.51 (SiO₂, hexane–EtOAc, 1:1).

IR (KBr, cm⁻¹): 3374, 3085, 2955, 2897, 1746, 1718, 1598, 1448, 1348, 1274, 1215, 1159, 1039, 959, 838, 794, 760, 703.

¹H NMR (400 MHz, CDCl₃): δ = 8.15 (d, J = 7.2 Hz, 1 H), 8.03 (d, J = 7.2 Hz, 1 H), 7.98–7.87 (m, 2 H), 7.84 (d, J = 7.4 Hz, 1 H), 7.64–7.58 (m, 1 H), 7.55–7.49 (m, 1 H), 7.39 (d, J = 7.4 Hz, 1 H), 7.22–7.02 (m, 2 H), 7.00–6.91 (m, 3 H), 2.41 (d, J = 5.6 Hz, 1 H), 2.27 (br s, 1 H), 0.92 (d, J = 5.6 Hz, 1 H), –0.60 (s, 9 H).

¹³C NMR (101 MHz, CDCl₃): δ = 201.2, 199.3, 198.8, 197.3, 142.5, 141.6, 141.2, 140.0, 136.9, 136.2, 136.0, 135.6, 134.9, 131.7 (2 C), 128.0 (2 C), 127.8, 124.3, 123.6, 123.1, 122.7, 82.5, 74.8, 51.7, 33.2, 12.2, –1.1 (3 C).

HRMS (ESI): calcd. for C₃₀H₂₆NO₄Si⁺ [M + H]⁺: 492.1626; found: 492.1637.

3. Copies of ^1H and ^{13}C NMR spectra

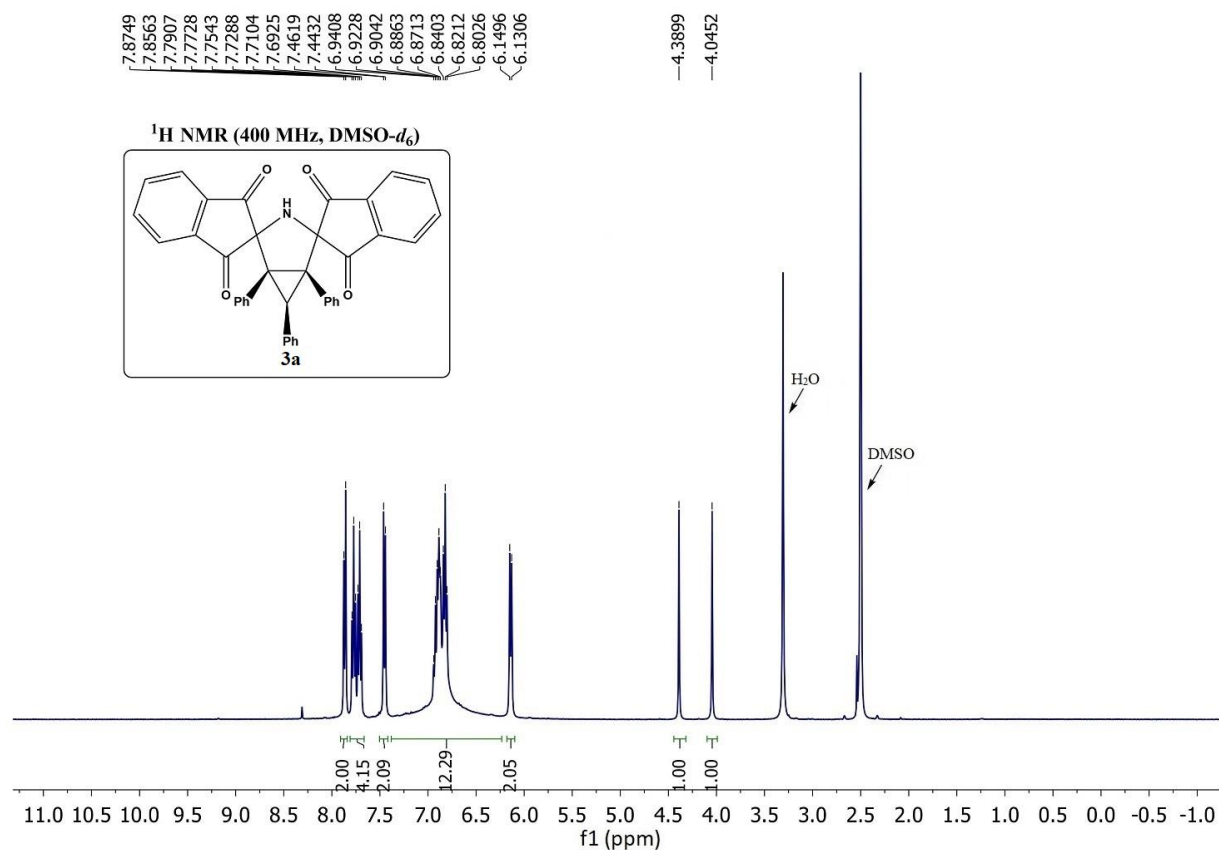


Figure S1. ^1H NMR spectrum of compound **3a** (400 MHz, $\text{DMSO-}d_6$)

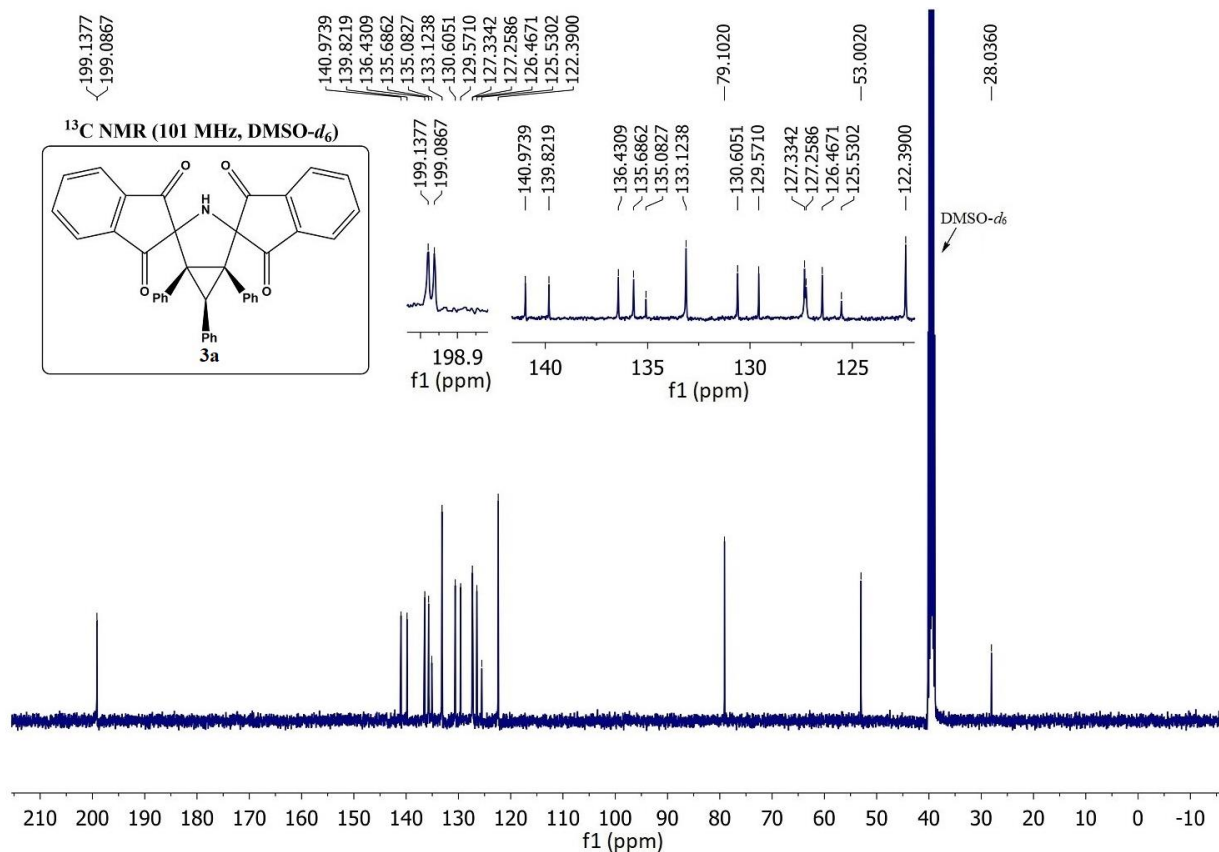


Figure S2. ^{13}C NMR spectrum of compound **3a** (101 MHz, $\text{DMSO-}d_6$)

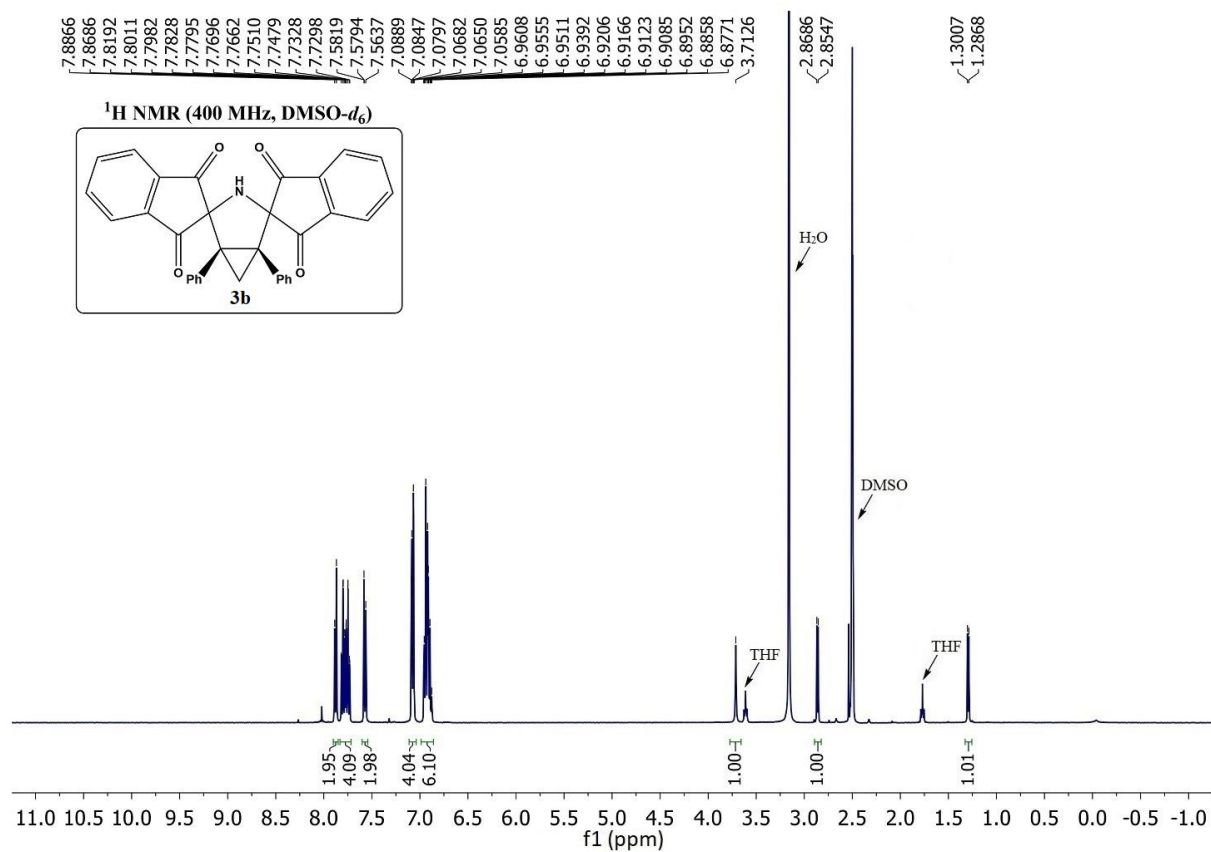


Figure S3. ¹H NMR spectrum of compound **3b** (400 MHz, DMSO-*d*₆)

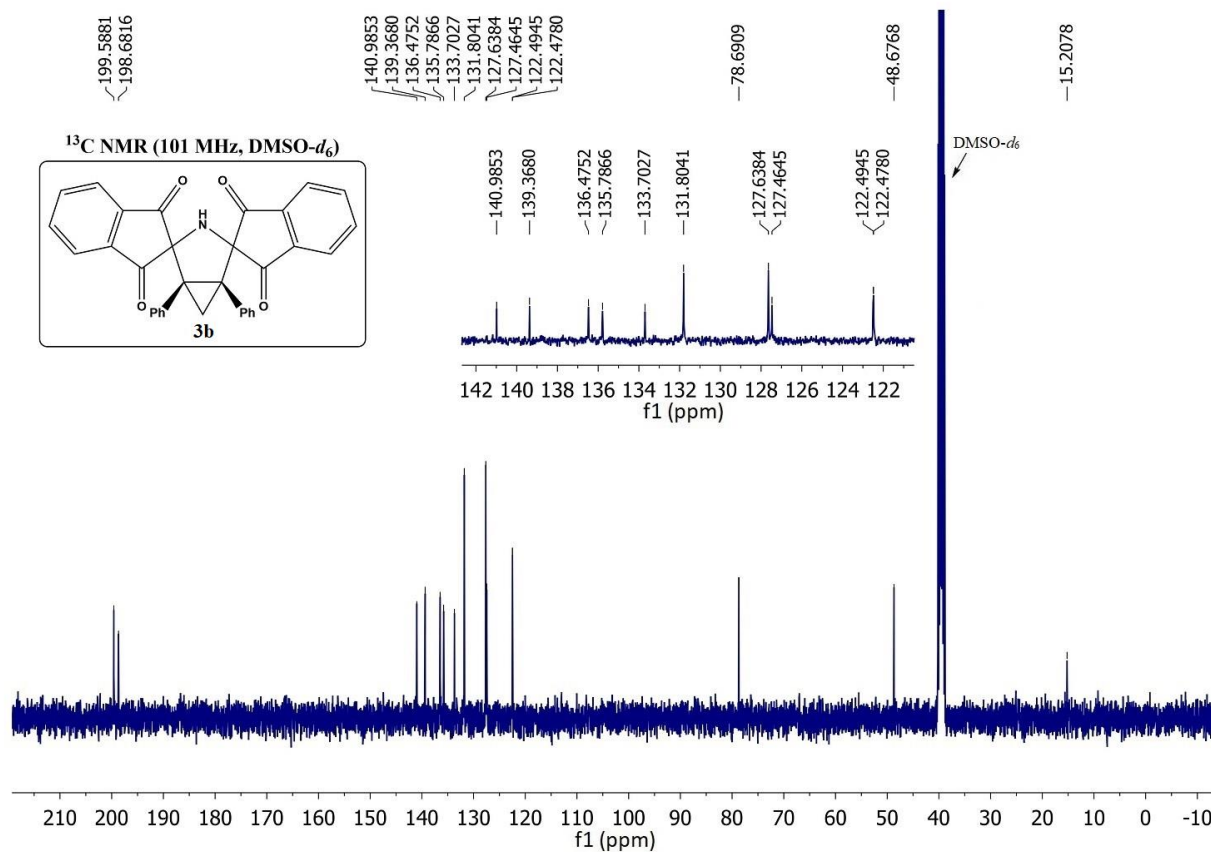


Figure S4. ¹³C NMR spectrum of compound **3b** (101 MHz, DMSO-*d*₆)

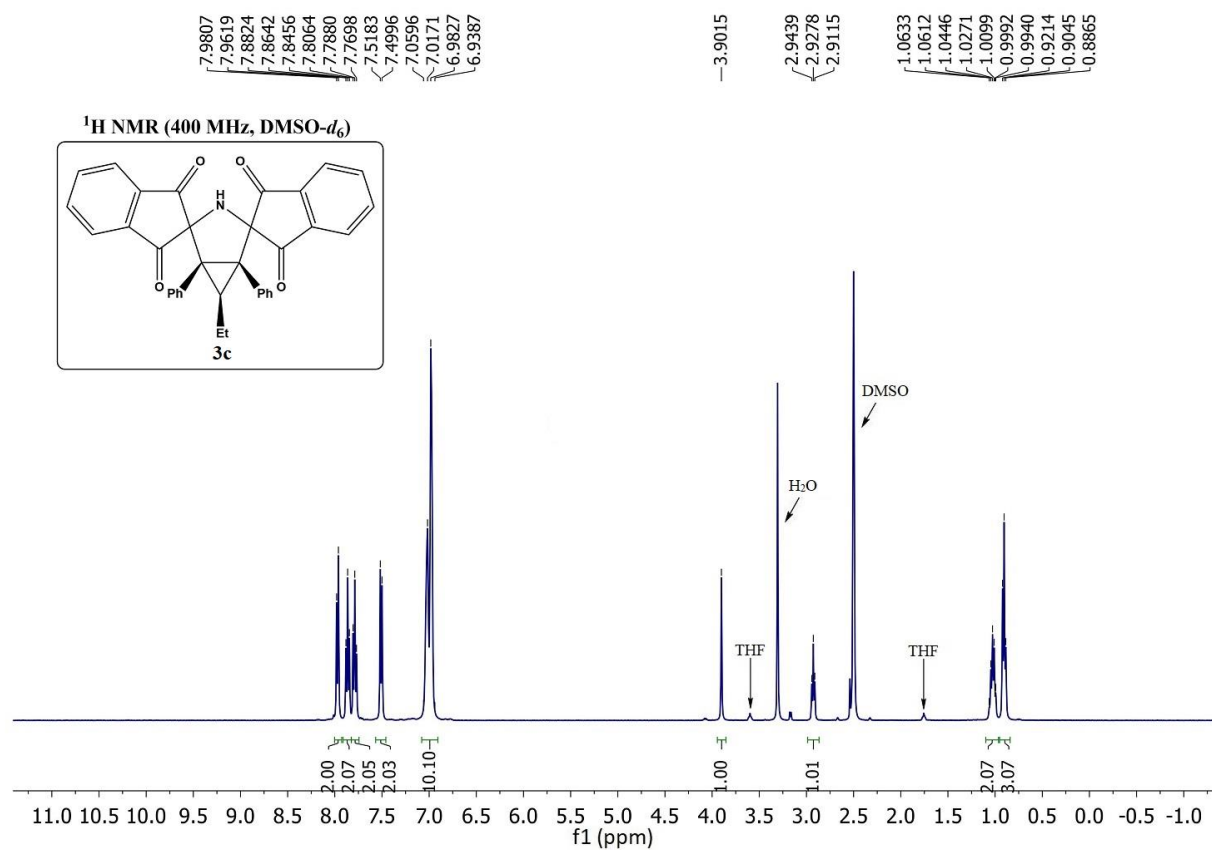


Figure S5. ¹H NMR spectrum of compound **3c** (400 MHz, DMSO-*d*₆)

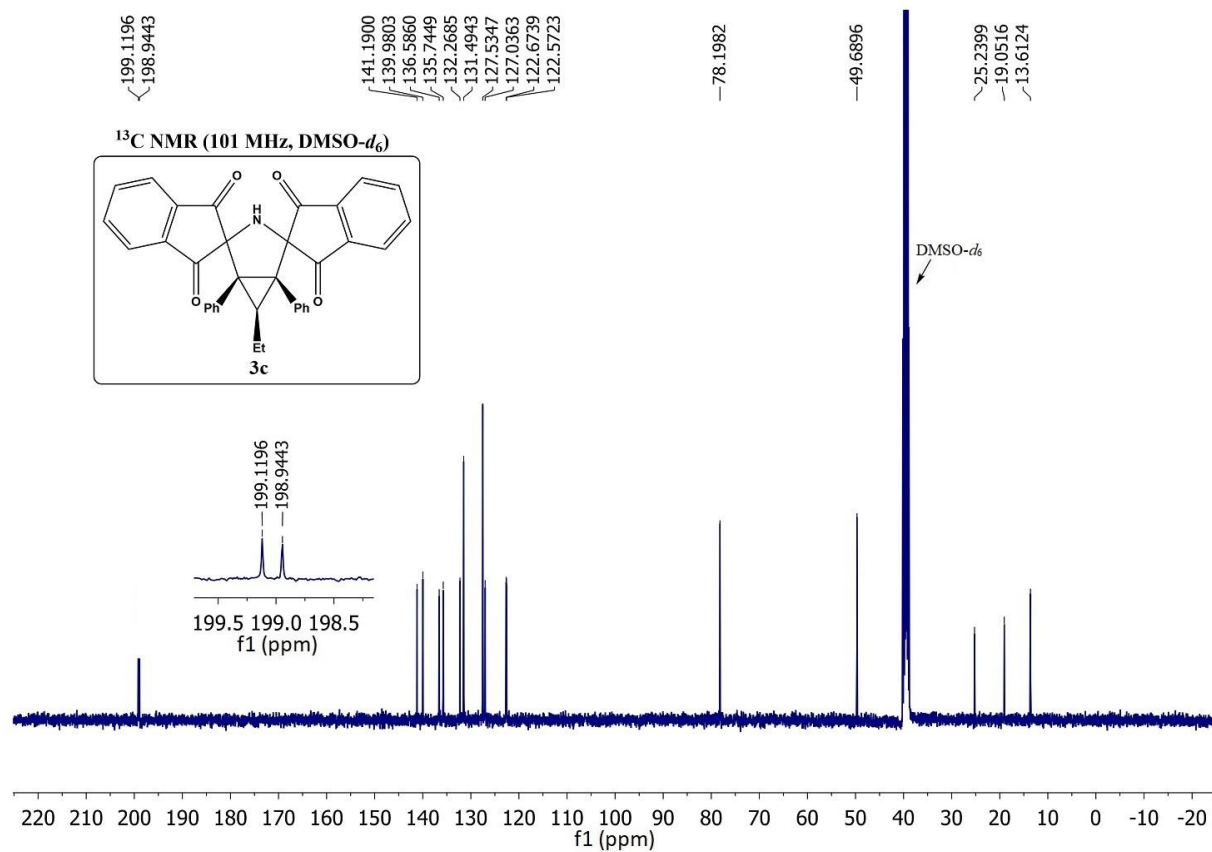


Figure S6. ¹³C NMR spectrum of compound **3c** (101 MHz, DMSO-*d*₆)

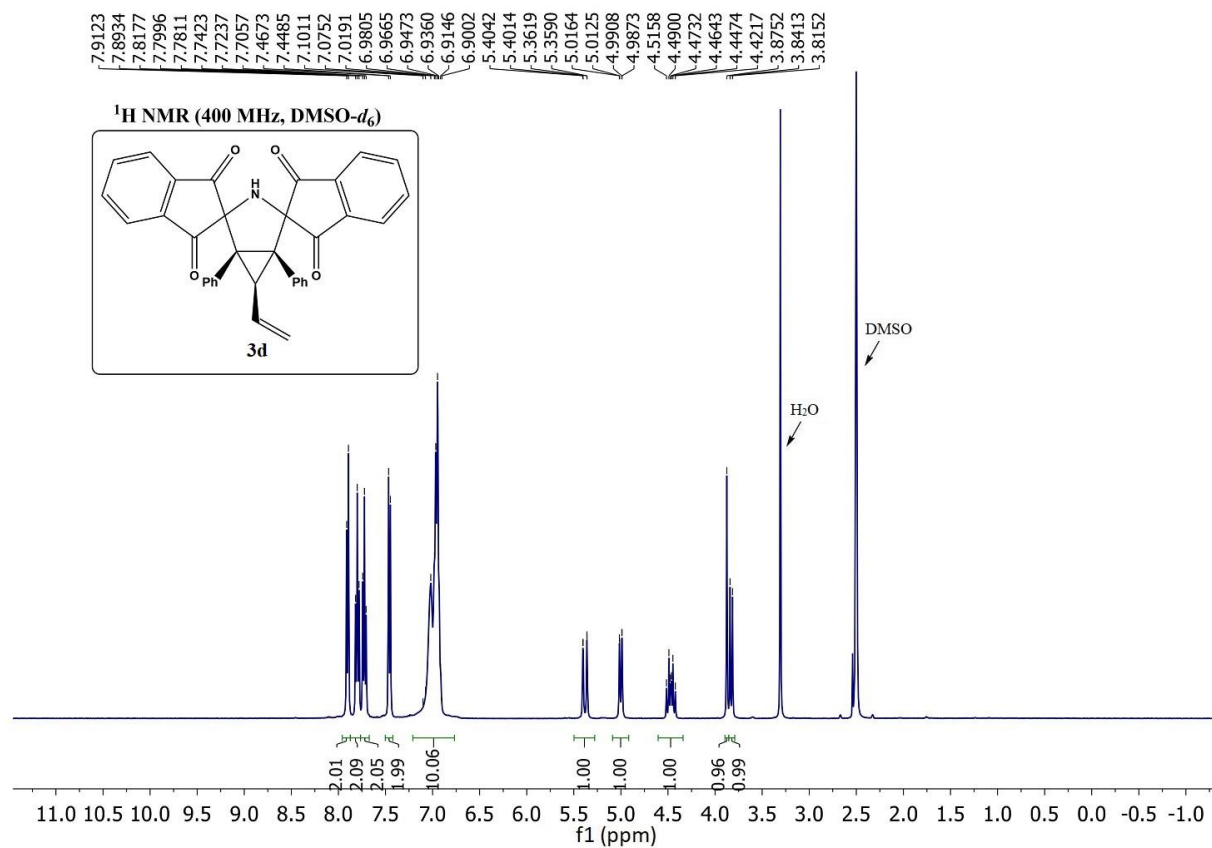


Figure S7. ¹H NMR spectrum of compound **3d** (400 MHz, DMSO-*d*₆)

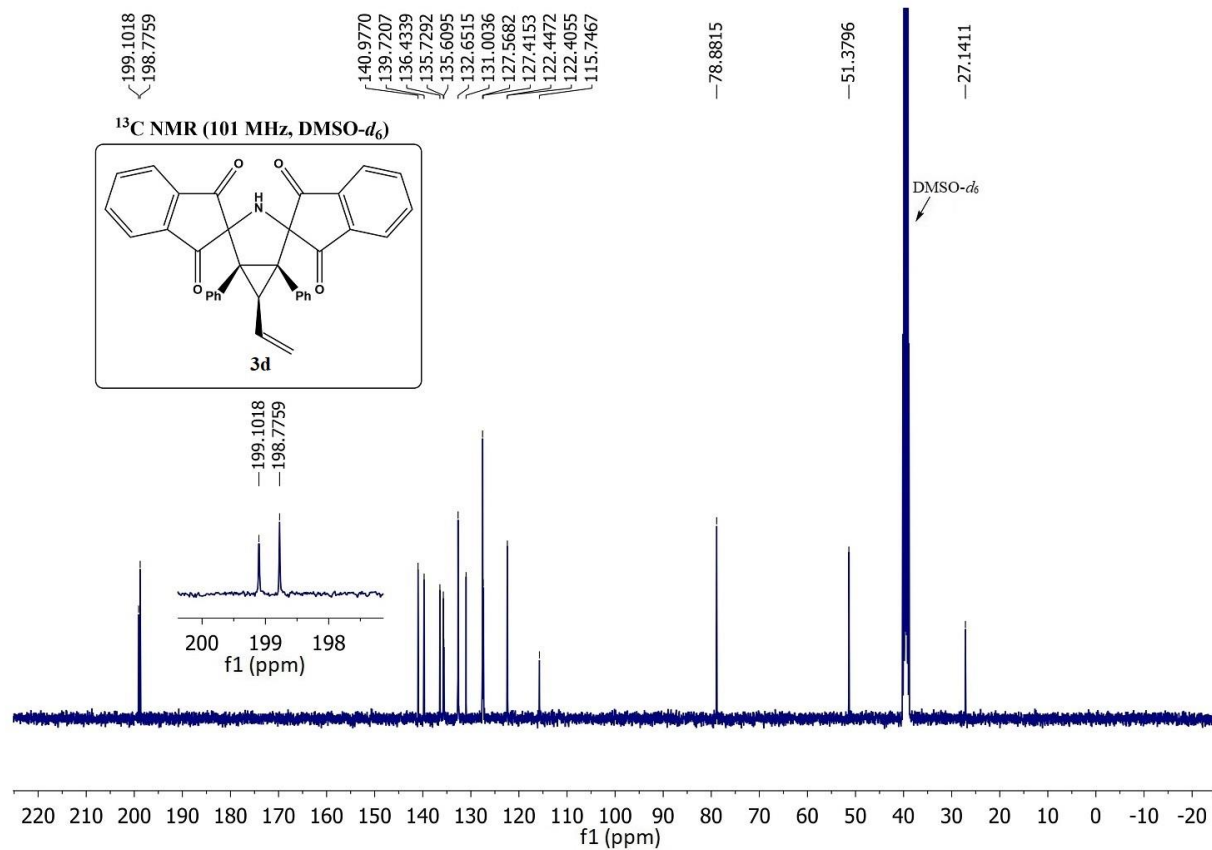


Figure S8. ¹³C NMR spectrum of compound **3d** (101 MHz, DMSO-*d*₆)

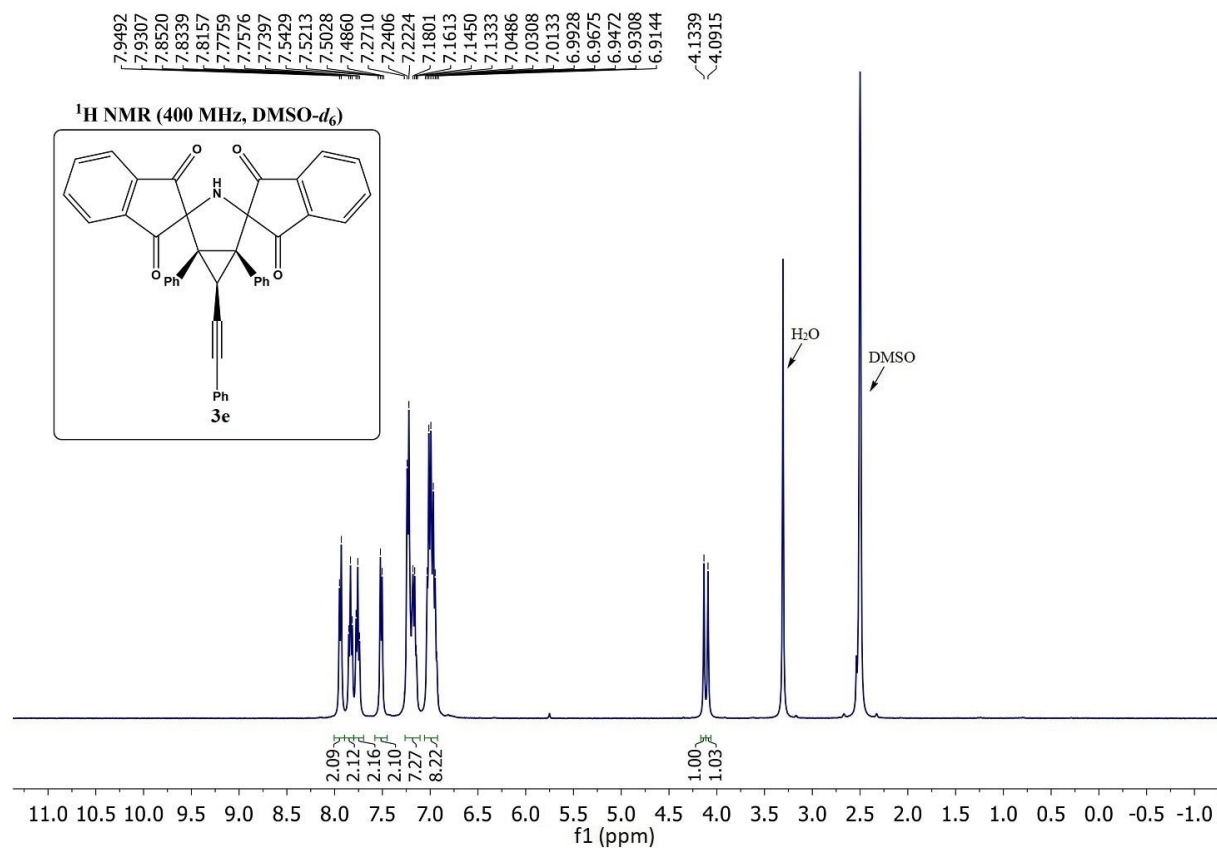


Figure S9. ¹H NMR spectrum of compound **3e** (400 MHz, DMSO-*d*₆)

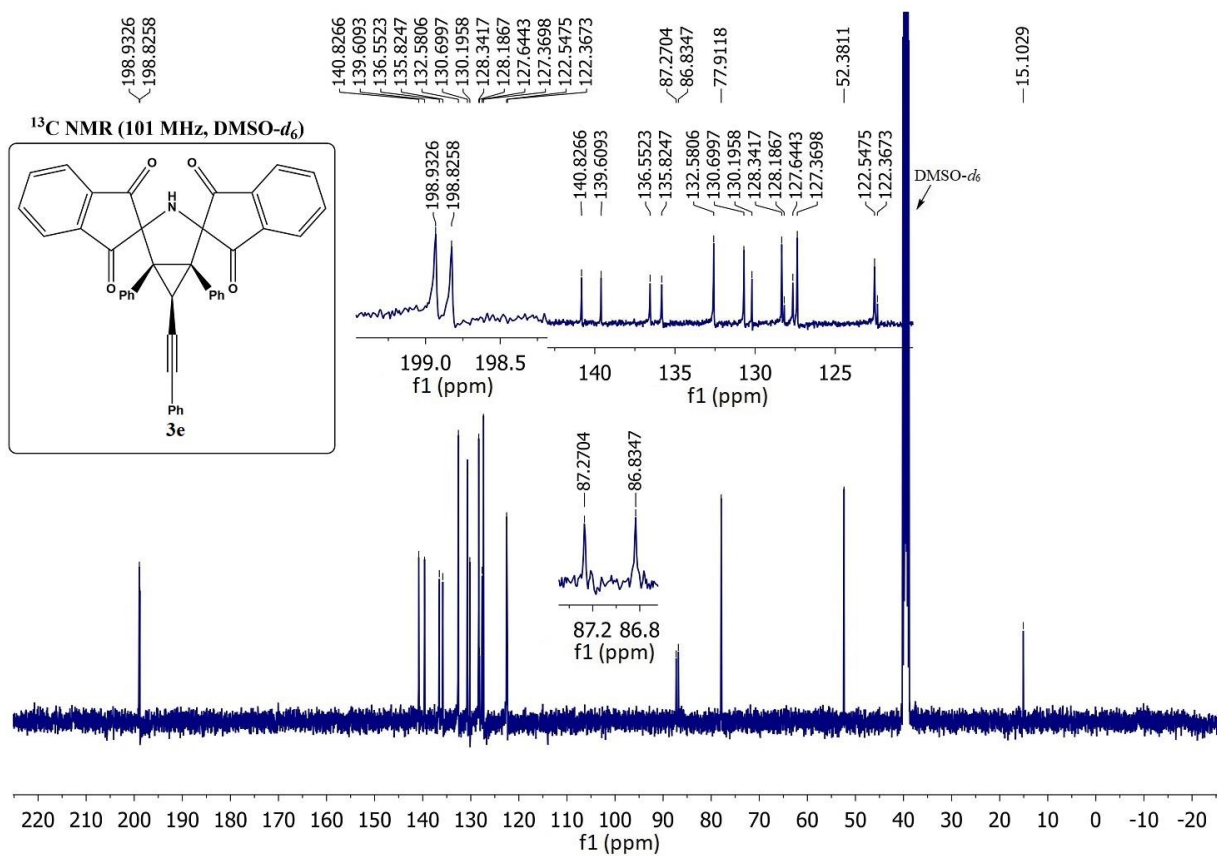


Figure S10. ¹³C NMR spectrum of compound **3e** (101 MHz, DMSO-*d*₆)

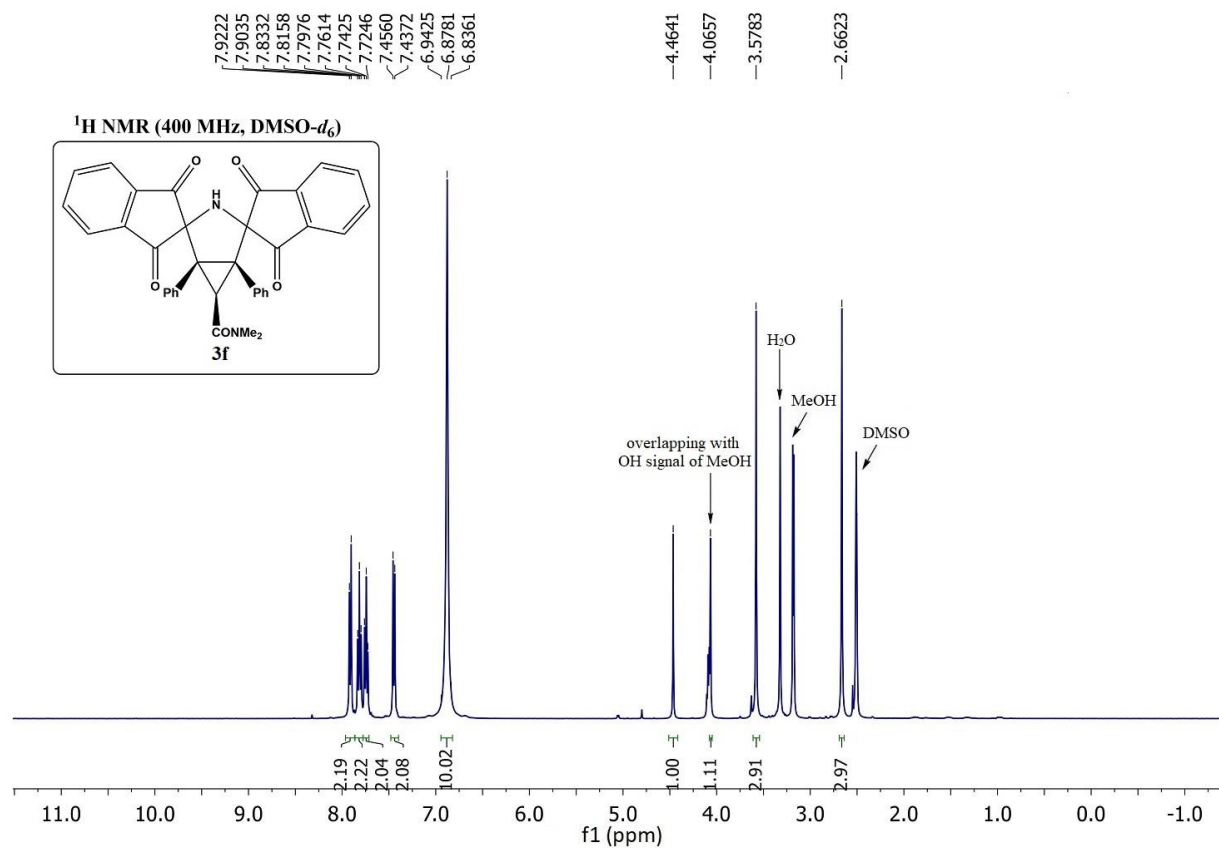


Figure S11. ¹H NMR spectrum of compound **3f** (400 MHz, DMSO-*d*₆)

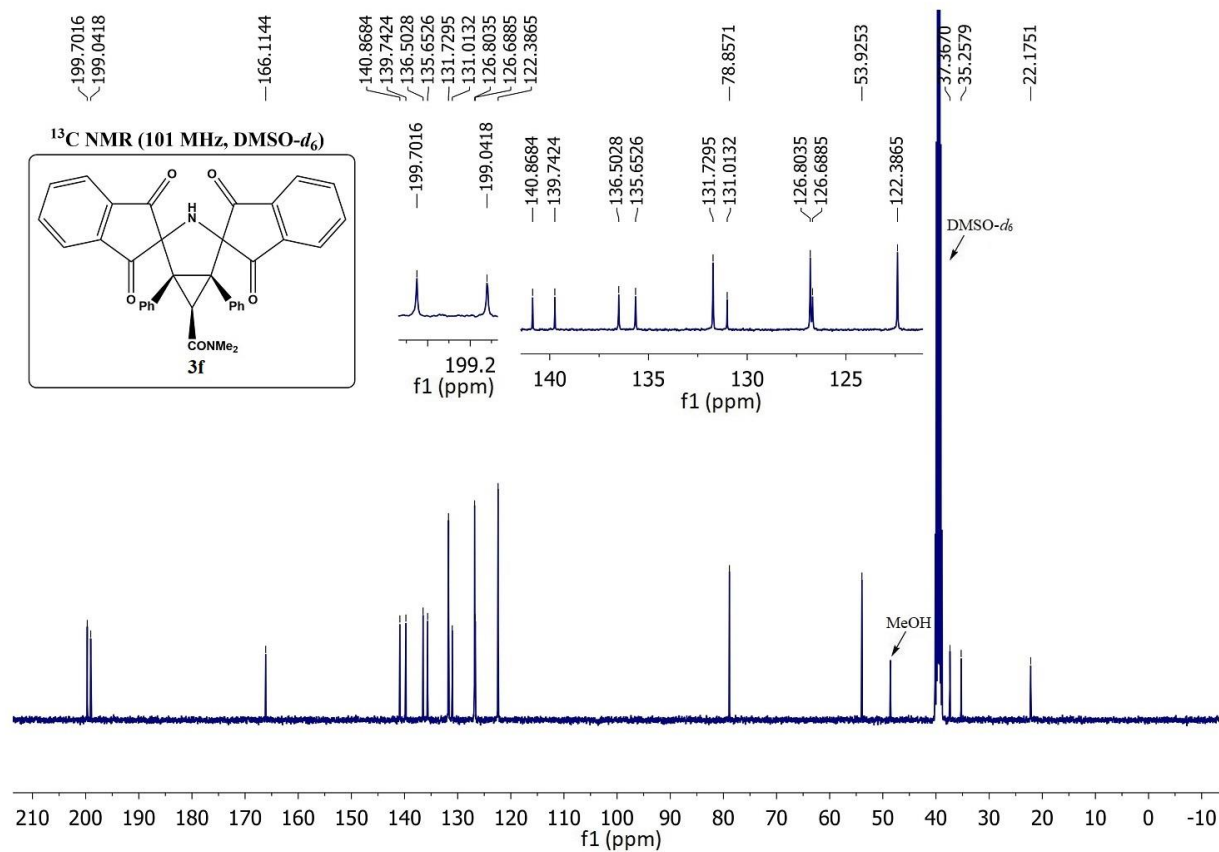


Figure S12. ¹³C NMR spectrum of compound **3f** (101 MHz, DMSO-*d*₆)

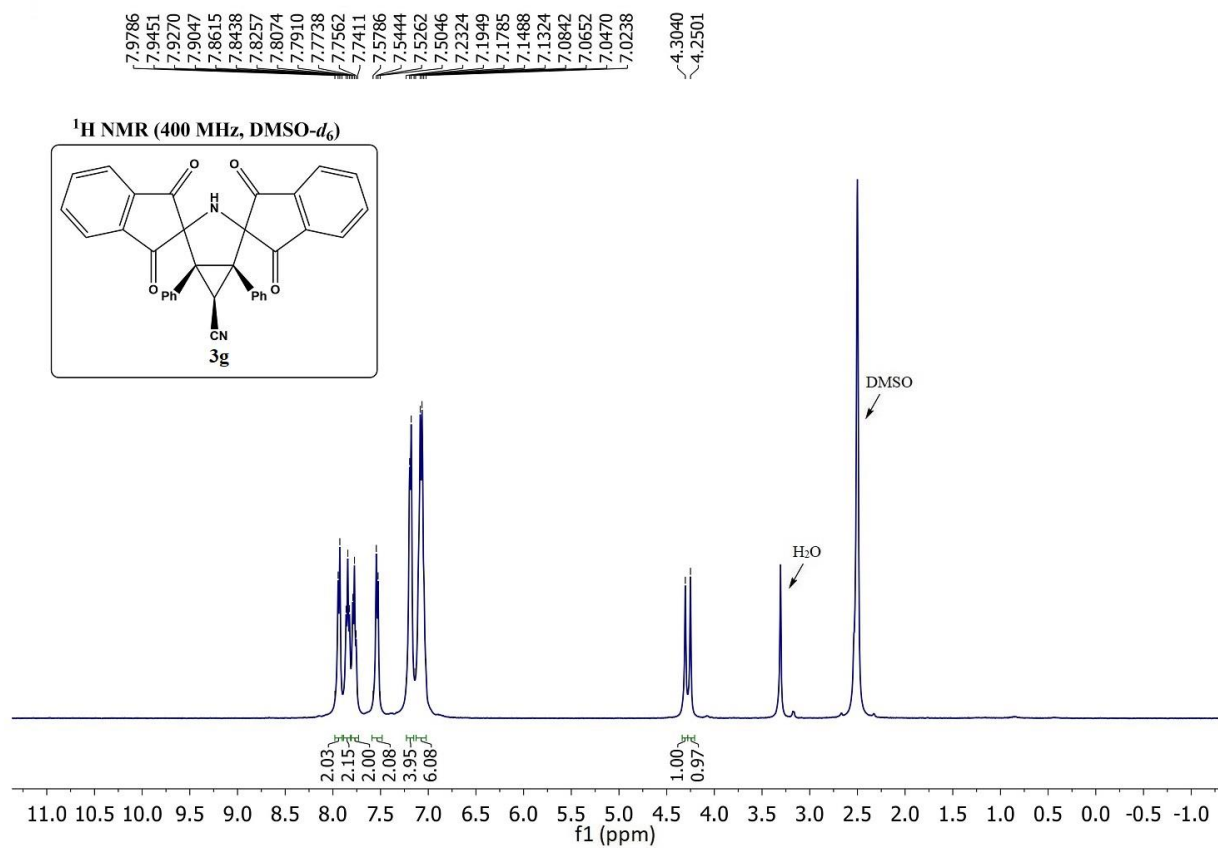


Figure S13. ¹H NMR spectrum of compound **3g** (400 MHz, DMSO-*d*₆)

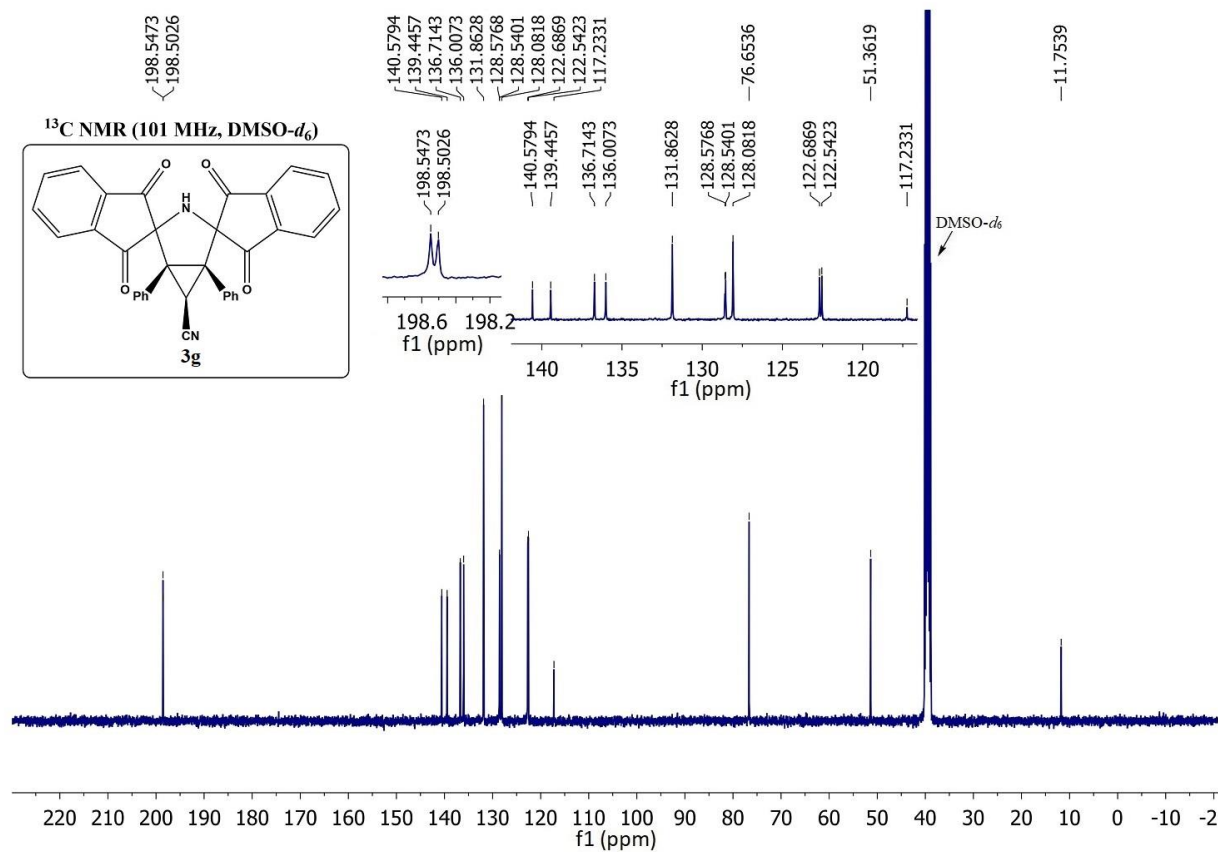


Figure S14. ¹³C NMR spectrum of compound **3g** (101 MHz, DMSO-*d*₆)

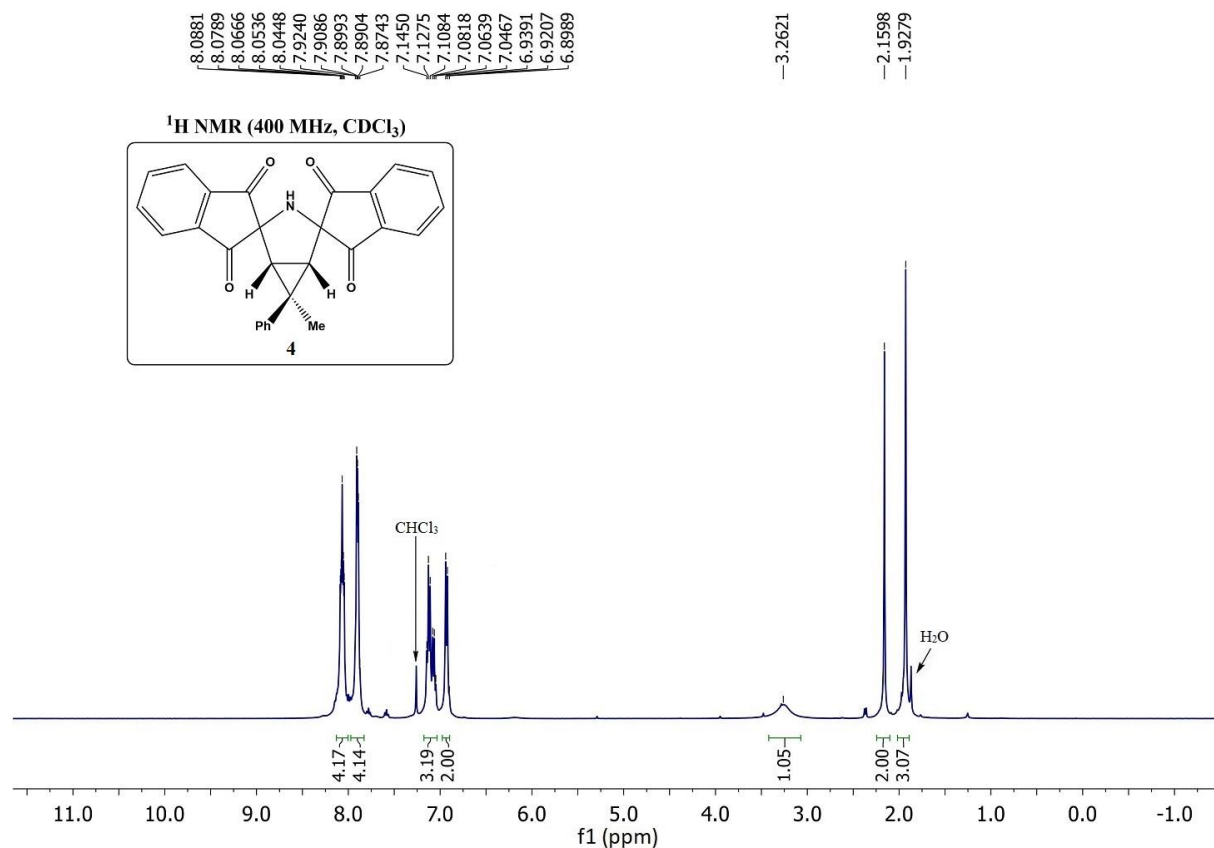


Figure S15. ¹H NMR spectrum of compound 4 (400 MHz, CDCl₃)

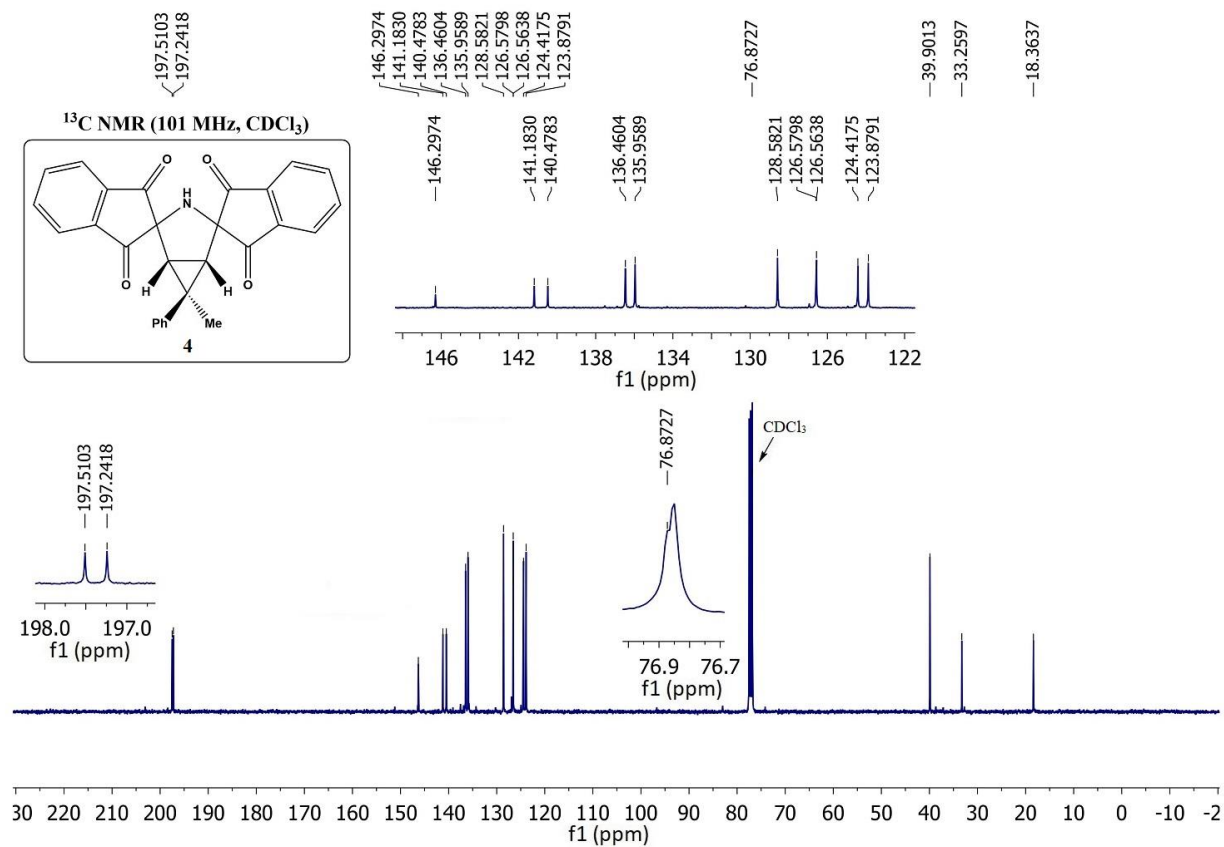


Figure S16. ¹³C NMR spectrum of compound 4 (101 MHz, CDCl₃)

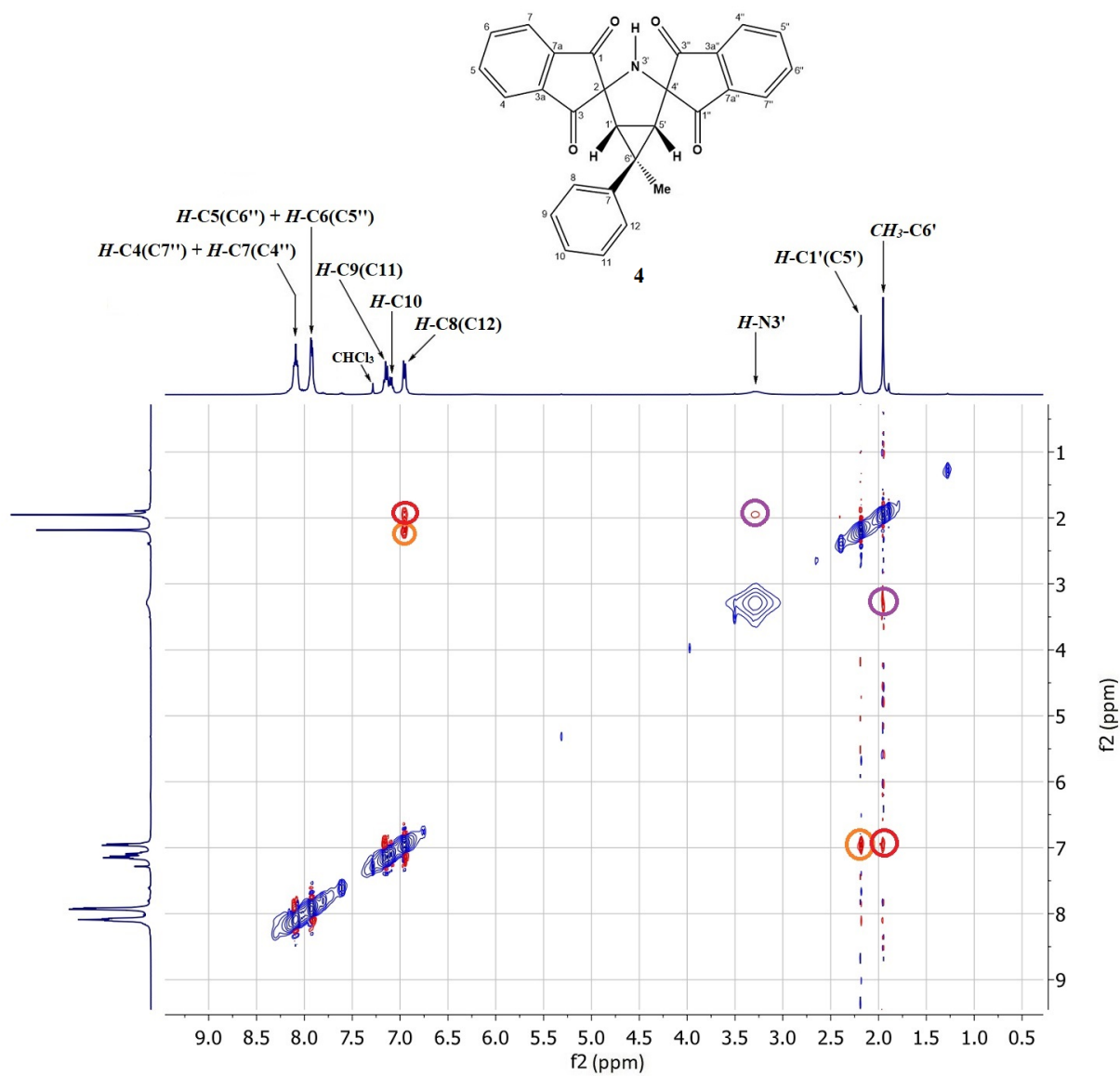


Figure S17. 2D ^1H - ^1H NOESY spectrum of compound **4** (400 MHz, CDCl_3)

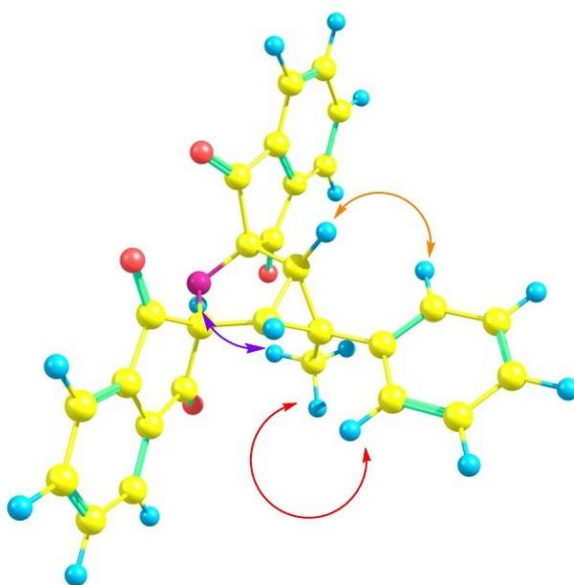


Figure S18. Selected NOE interactions for compound **4**

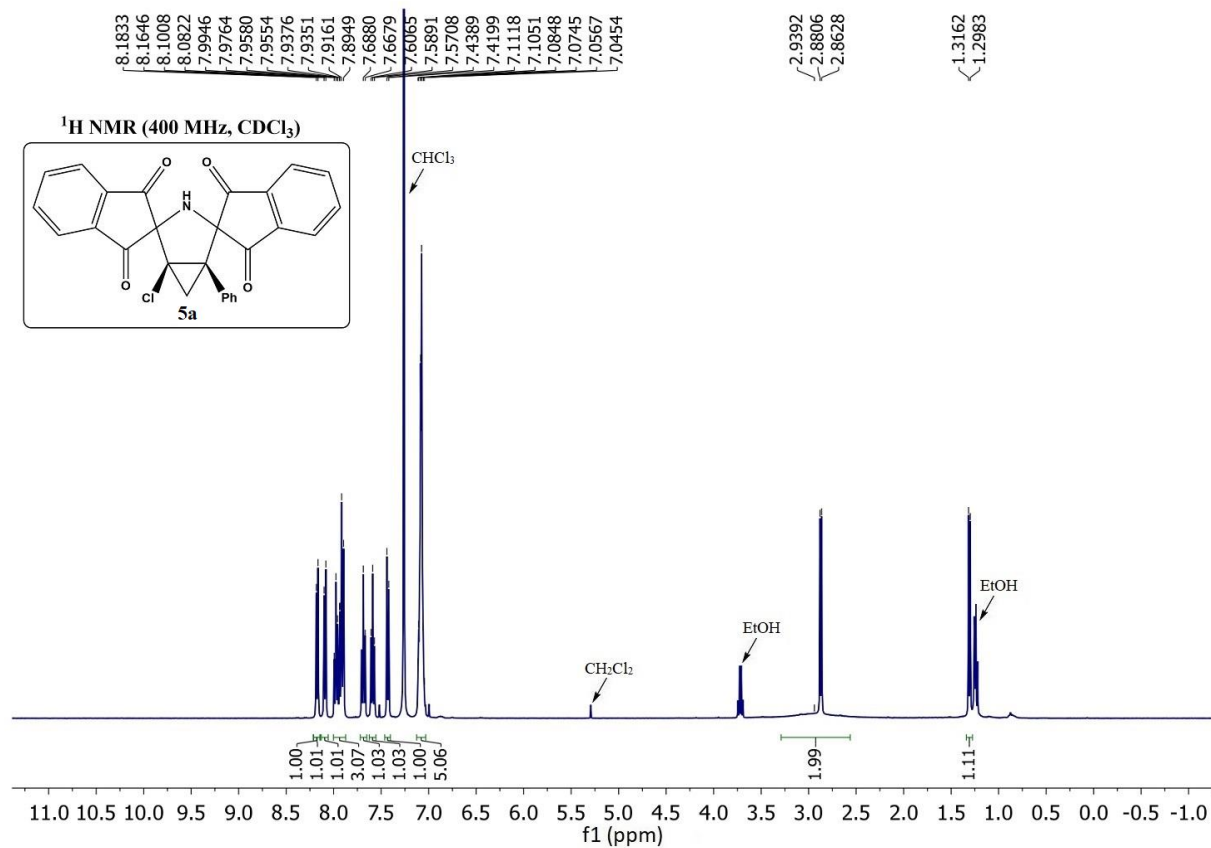


Figure S19. ¹H NMR spectrum of compound **5a** (400 MHz, CDCl₃)

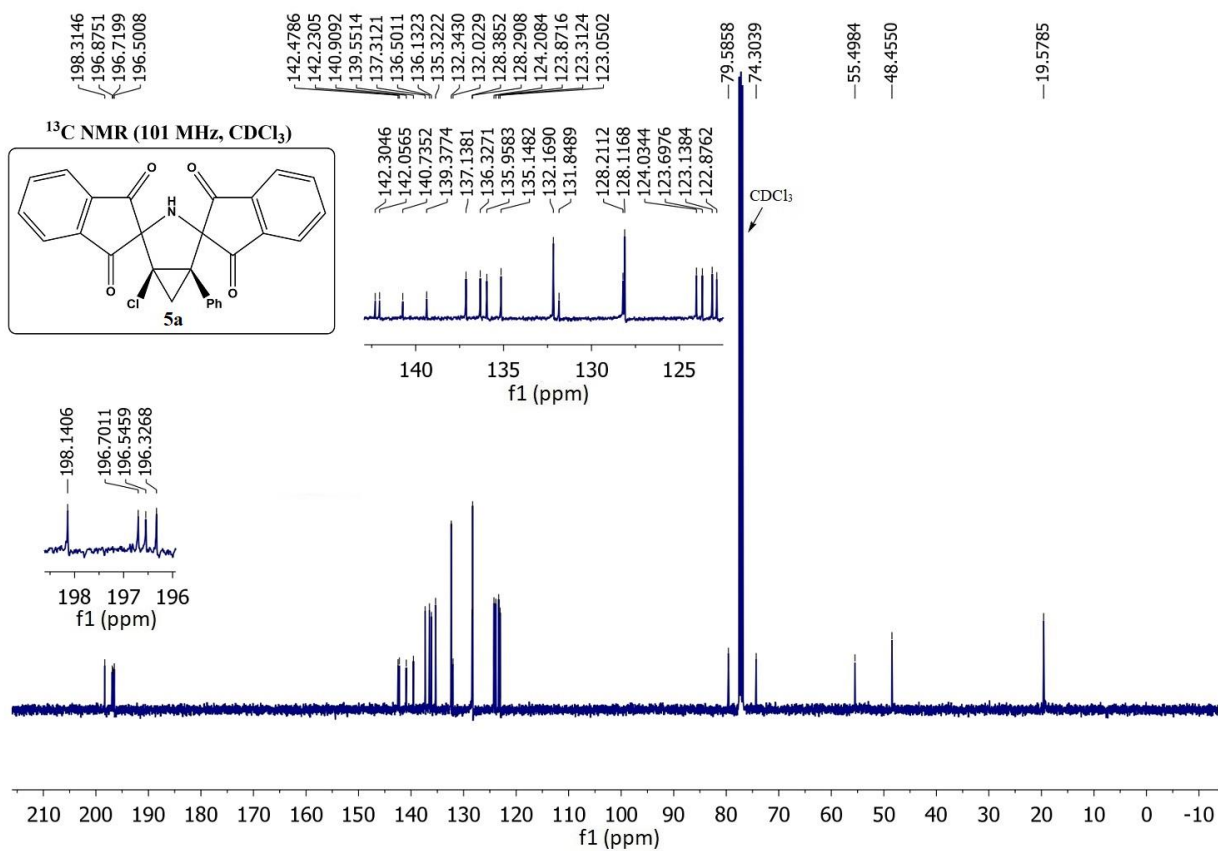


Figure S20. ¹³C NMR spectrum of compound **5a** (101 MHz, CDCl₃)

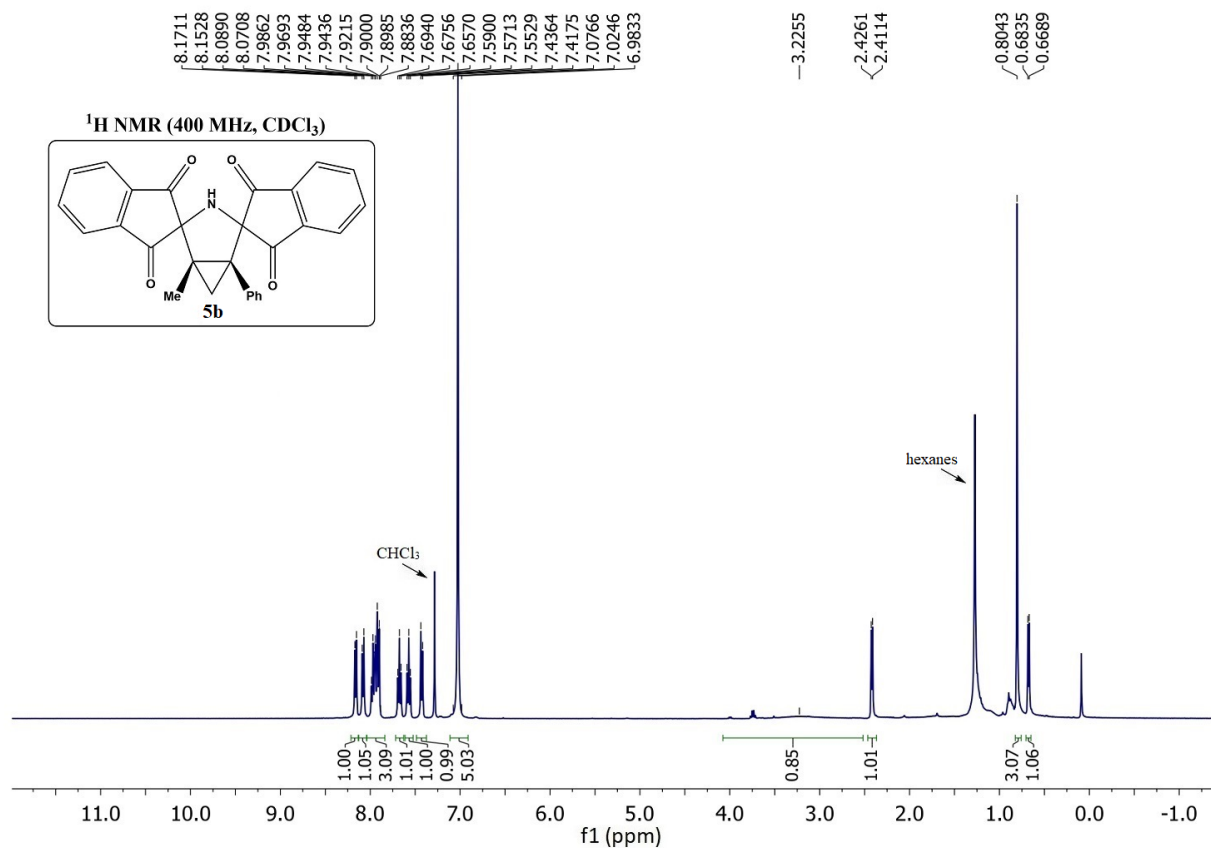


Figure S21. ¹H NMR spectrum of compound **5b** (400 MHz, CDCl₃)

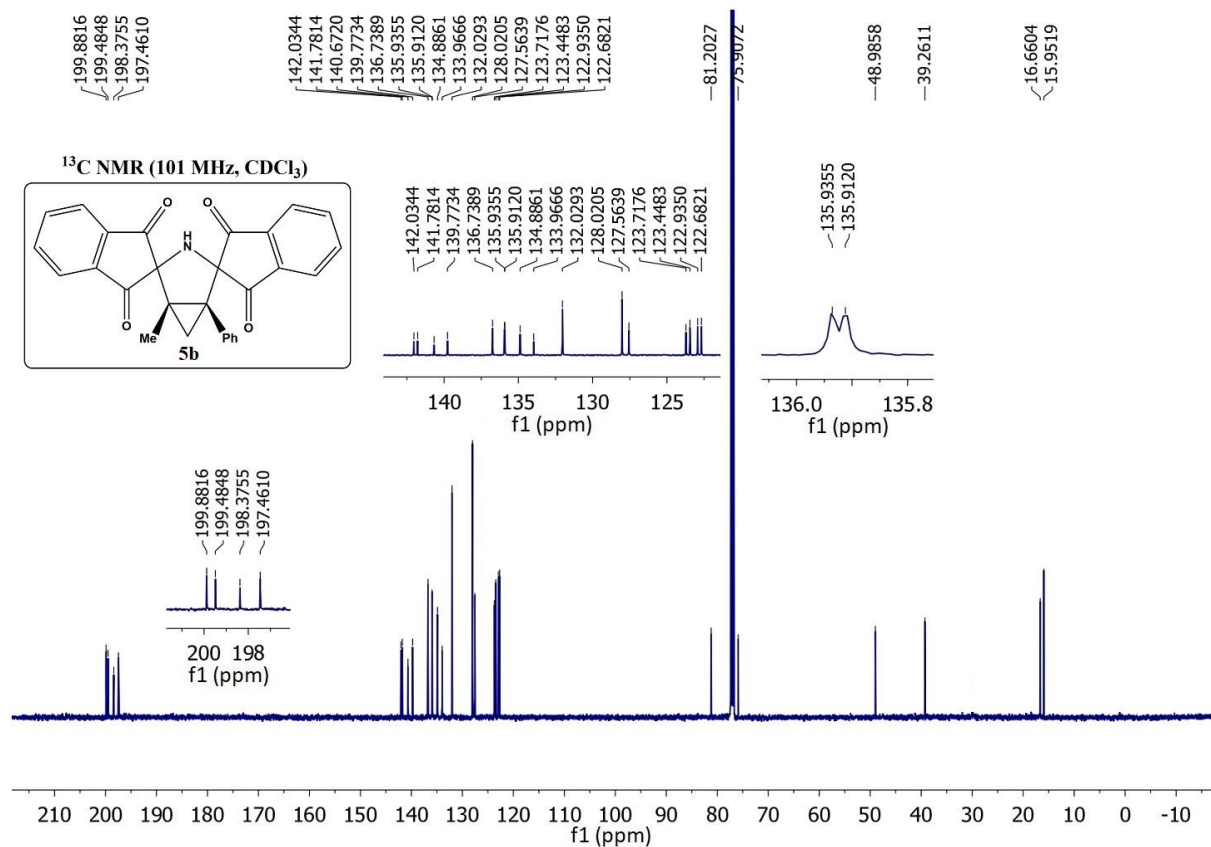


Figure S22. ¹³C NMR spectrum of compound **5b** (101 MHz, CDCl₃)

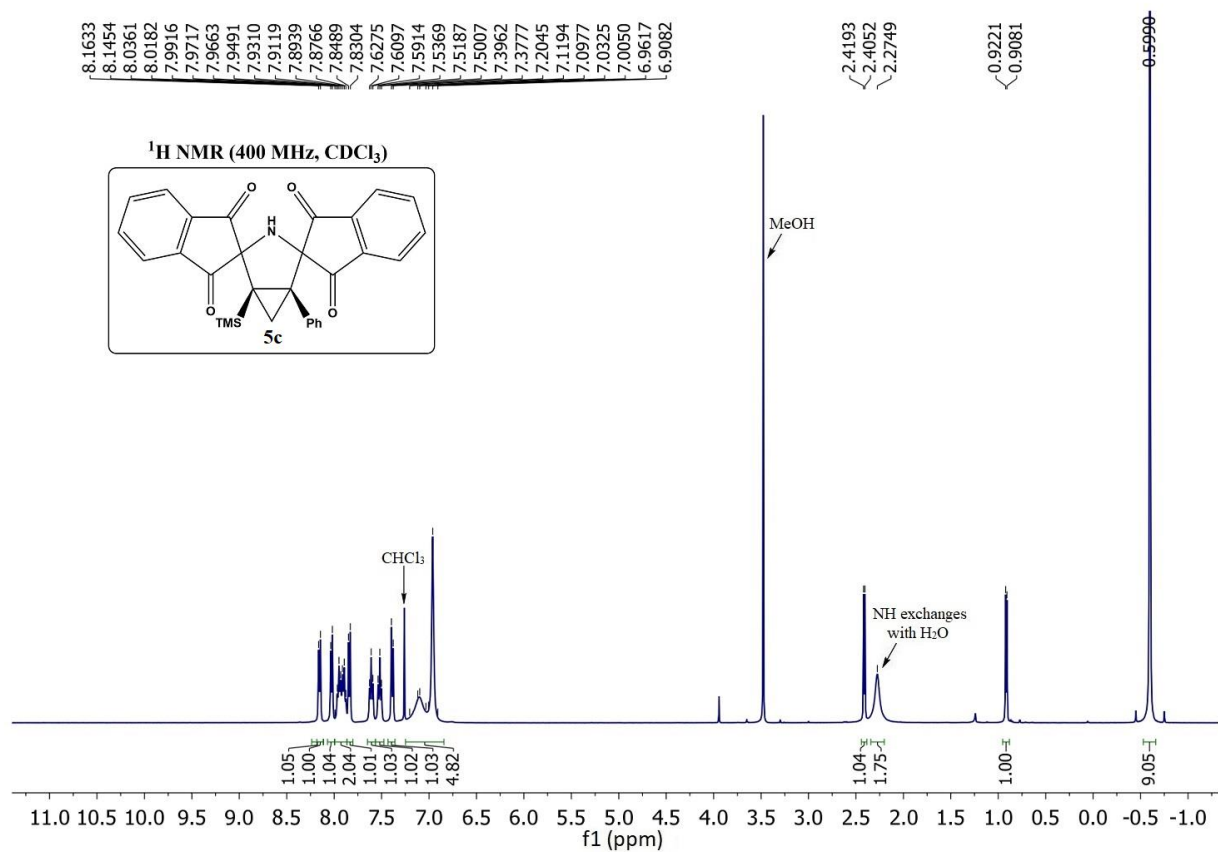


Figure S23. ¹H NMR spectrum of compound **5c** (400 MHz, CDCl₃)

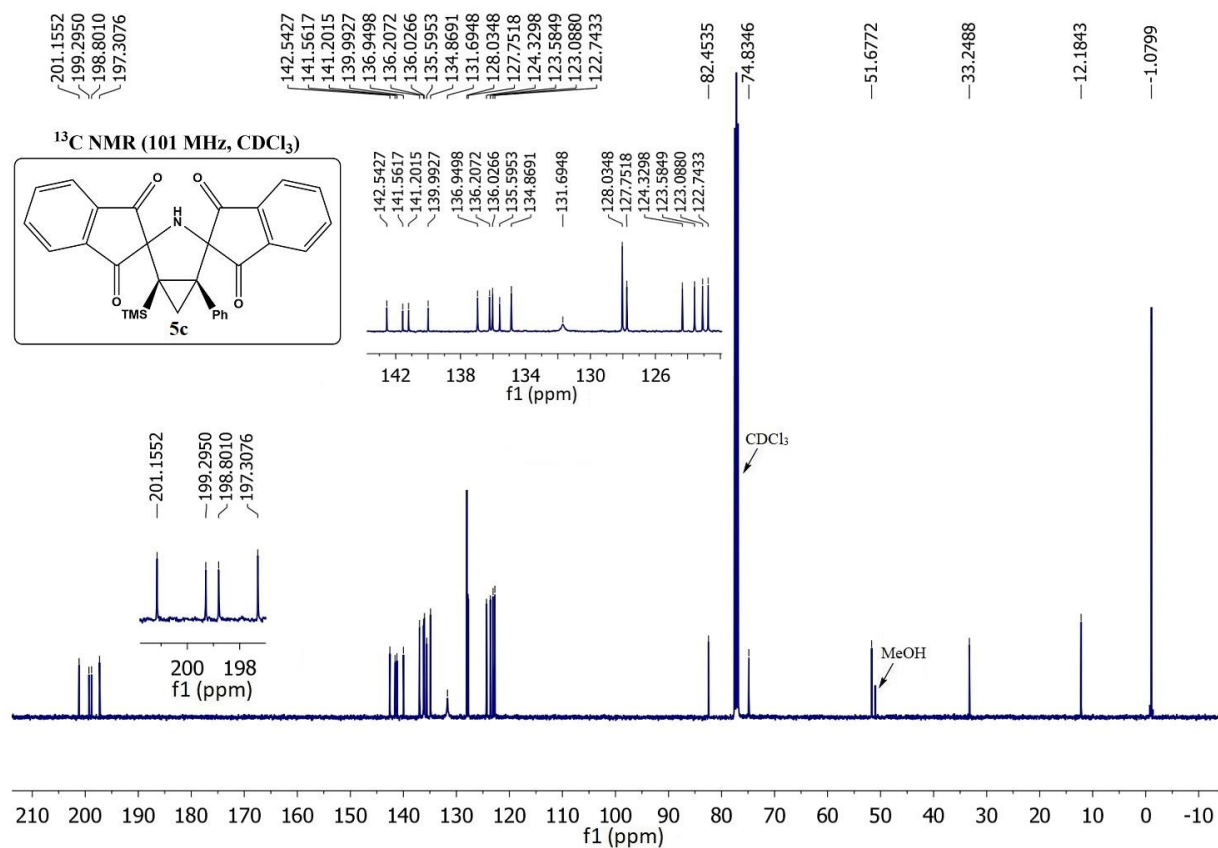
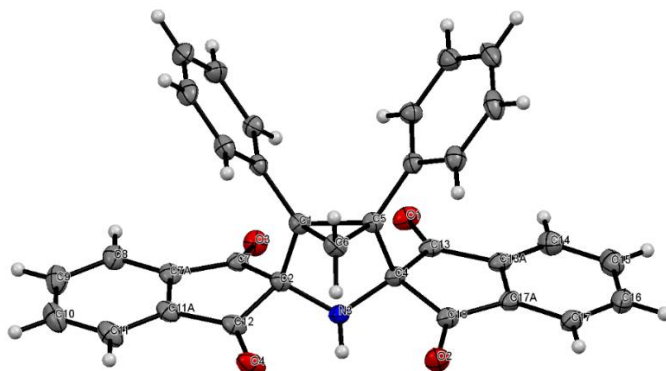


Figure S24. ¹³C NMR spectrum of compound **5c** (101 MHz, CDCl₃)

4. X-ray data for compounds **3b** and **3e**

General procedure of the sample preparation and crystal structure determination: Single crystals of compounds **3b** and **3e** were grown by slow evaporation of their solutions in an ethanol–chloroform mixture at room temperature. For single crystal X-ray diffraction experiment crystals were fixed on a micro mount and placed on at SuperNova, single source at offset/far, HyPix3000 or Xcalibur Eos diffractometers and were measured at 100 K using monochromated MoK α (**3b**) and CuK α (**3e**) radiations, respectively. The structures have been solved by the ShelXT1 structure solution program using Intrinsic Phasing and the Superflip2 structure solution program using Charge Flipping and refined by means of the SHELXL program³ incorporated in the OLEX2 program package. Empirical absorption correction was applied in CrysAlisPro program complex using spherical harmonics, implemented in SCALE3 ABSPACK scaling algorithm. The crystallographic data and some parameters of refinement are placed in Tables S1 and S2. Crystallographic data for compounds **3b** and **3e** have been deposited at the Cambridge Crystallographic Data Centre (Deposition nos. CCDC 2055282 (**3b**) and CCDC 2055281 (**3e**)) and can be obtained free of charge via www.ccdc.cam.ac.uk/data_request/cif.



Volume/Å ³	2421.43(13)
Z	4
ρ _{calc} /cm ³	1.359
μ/mm ⁻¹	0.090
F(000)	1032.0
Crystal size/mm ³	0.54 × 0.5 × 0.1
Radiation	MoKα (λ = 0.71073)
2θ range for data collection/°	5.172 to 61.946
Index ranges	-19 ≤ h ≤ 16, -14 ≤ k ≤ 14, -23 ≤ l ≤ 24
Reflections collected	28061
Independent reflections	7059 [R _{int} = 0.0356, R _{sigma} = 0.0419]
Data/restraints/parameters	7059/0/346
Goodness-of-fit on F ²	1.060
Final R indexes [I >= 2σ (I)]	R ₁ = 0.0514, wR ₂ = 0.1163
Final R indexes [all data]	R ₁ = 0.0711, wR ₂ = 0.1256
Largest diff. peak/hole / e Å ⁻³	0.40/-0.25

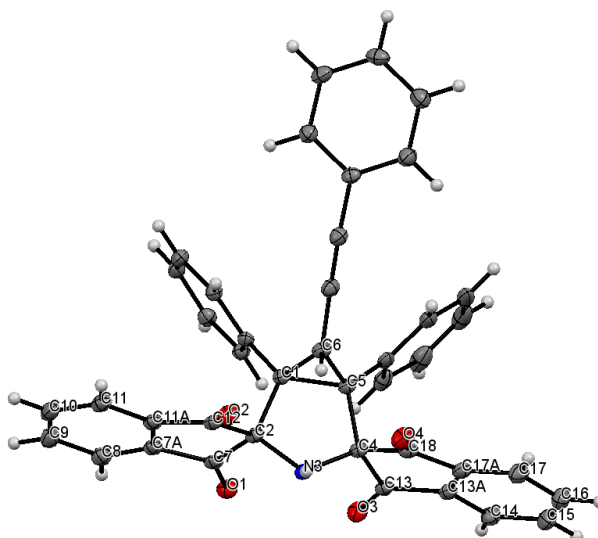


Figure S26. ORTEP representation of the molecular structure of **3e** (CCDC 2055281). Thermal ellipsoids are drawn at 50% probability level.

Table S2. Crystal data and structure refinement for compound **3e**

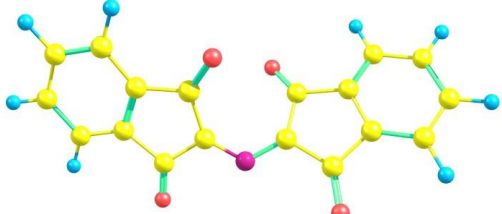
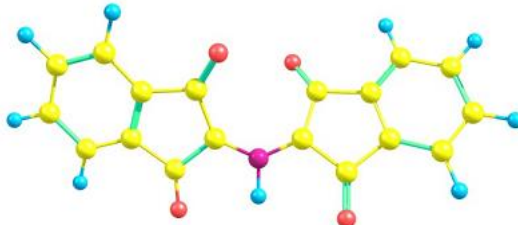
Empirical formula	C ₄₁ H ₂₅ NO ₄
Formula weight	595.62
Temperature/K	100(2)
Crystal system	monoclinic
Space group	I2/a
a/Å	26.0260(2)
b/Å	10.16116(8)
c/Å	22.56815(19)
α/°	90
β/°	98.6498(8)


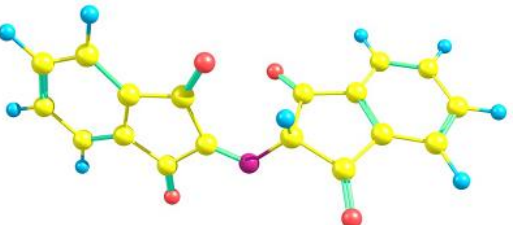
$\gamma/^\circ$	90
Volume/ \AA^3	5900.37(9)
Z	8
$\rho_{\text{calc}}/\text{cm}^3$	1.341
μ/mm^{-1}	0.690
F(000)	2480.0
Crystal size/ mm^3	$0.33 \times 0.24 \times 0.19$
Radiation	CuK α ($\lambda = 1.54184$)
2Θ range for data collection/ $^\circ$	6.87 to 140.726
Index ranges	$-31 \leq h \leq 31, -12 \leq k \leq 12, -27 \leq l \leq 25$
Reflections collected	20037
Independent reflections	5600 [$R_{\text{int}} = 0.0248, R_{\text{sigma}} = 0.0172$]
Data/restraints/parameters	5600/0/422
Goodness-of-fit on F^2	1.044
Final R indexes [$I \geq 2\sigma(I)$]	$R_1 = 0.0367, wR_2 = 0.0907$
Final R indexes [all data]	$R_1 = 0.0382, wR_2 = 0.0919$
Largest diff. peak/hole / $e \text{\AA}^{-3}$	0.21/-0.24



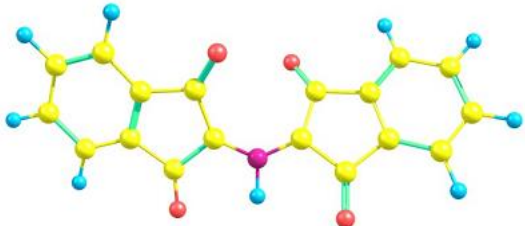
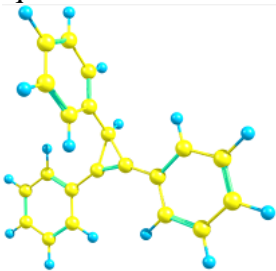
5. Calculation details

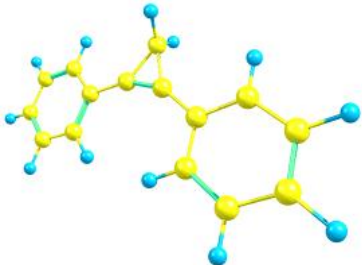
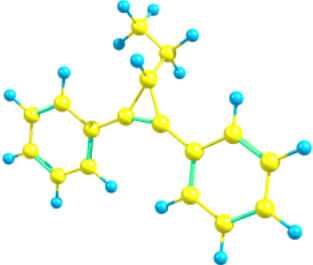
Computational methodology: The full geometry optimization of reactants, products and transition states structures (TSs) were carried out at DFT/HF level of theory using M11 hybrid exchange-correlation functional [15] and cc-pVDZ basis set [16]. The polarizable continuum model (PCM) was used to calculate solvent effects of water and tetrahydrofuran [17]. The optimizations were performed using the Beryny analytical gradient optimization method [18]. All stationary points were described by harmonic vibrational frequency calculations to prove the location of correct minima (only real frequencies) and transition states (only one imaginary frequency). For the transition states, the normal modes corresponding to the imaginary frequencies were related to the vibrations of new developing bonds. IRC calculations were conducted to check the energy profiles connecting each TS to the two associated minima of the proposed mechanism [19]. Due to the poor estimation of the Kohn-Sham orbitals for FMO energy values, HOMO and LUMO energies and the corresponding global descriptors for reactants were computed by using HF/6-311g single-point calculation based on the M11/cc-pVDZ optimized geometries. Thermal corrections to enthalpy and entropy values were evaluated at 298.15 K and 1.0 atm. All calculations were performed using Gaussian 09 computational program package [20].

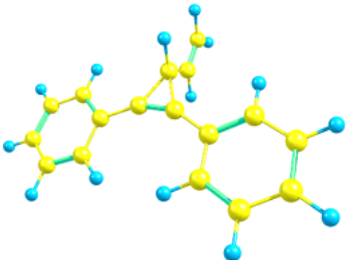
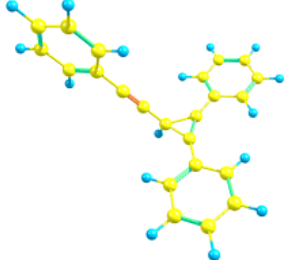
Table S3. Energies (a.u.) and cartesian coordinates of stationary points for reactants, intermediates, products and transition states (M11/cc-pVDZ, PCM = H₂O or THF).



<p>Ruhemann's Purple, PCM = H₂O</p> <p>$E_0 = -1045.828195$</p> <p>$E (298 \text{ K}) = -1045.811289$</p> <p>$H (298 \text{ K}) = -1045.810345$</p> <p>$G (298 \text{ K}) = -1045.874024$</p> <p>Imaginary frequencies = 0</p>  <p>Cartesian coordinates:</p> <table> <tbody> <tr><td>C</td><td>5.748318</td><td>-0.413646</td><td>-0.168347</td></tr> <tr><td>C</td><td>5.246647</td><td>-1.608523</td><td>0.363131</td></tr> <tr><td>C</td><td>4.892267</td><td>0.651042</td><td>-0.474584</td></tr> <tr><td>C</td><td>3.534700</td><td>0.477130</td><td>-0.242165</td></tr> <tr><td>C</td><td>3.034851</td><td>-0.714378</td><td>0.283642</td></tr> <tr><td>C</td><td>3.876641</td><td>-1.770354</td><td>0.603422</td></tr> <tr><td>H</td><td>5.939941</td><td>-2.426232</td><td>0.595195</td></tr> <tr><td>H</td><td>3.472288</td><td>-2.698520</td><td>1.025609</td></tr> <tr><td>H</td><td>6.826665</td><td>-0.312708</td><td>-0.341396</td></tr> <tr><td>H</td><td>5.273110</td><td>1.596358</td><td>-0.880321</td></tr> </tbody> </table>	C	5.748318	-0.413646	-0.168347	C	5.246647	-1.608523	0.363131	C	4.892267	0.651042	-0.474584	C	3.534700	0.477130	-0.242165	C	3.034851	-0.714378	0.283642	C	3.876641	-1.770354	0.603422	H	5.939941	-2.426232	0.595195	H	3.472288	-2.698520	1.025609	H	6.826665	-0.312708	-0.341396	H	5.273110	1.596358	-0.880321	<p><i>N</i>-Protonated Ruhemann's Purple (1), PCM = H₂O</p> <p>$E_0 = -1046.267172$</p> <p>$E (298 \text{ K}) = -1046.250052$</p> <p>$H (298 \text{ K}) = -1046.249107$</p> <p>$G (298 \text{ K}) = -1046.313363$</p> <p>Imaginary frequencies = 0</p>  <p>Cartesian coordinates:</p> <table> <tbody> <tr><td>C</td><td>5.845679</td><td>-0.206518</td><td>-0.117107</td></tr> <tr><td>C</td><td>5.441902</td><td>-1.477441</td><td>0.312961</td></tr> <tr><td>C</td><td>4.908349</td><td>0.799478</td><td>-0.370481</td></tr> <tr><td>C</td><td>3.567015</td><td>0.488329</td><td>-0.190118</td></tr> <tr><td>C</td><td>3.162825</td><td>-0.782872</td><td>0.234132</td></tr> <tr><td>C</td><td>4.089416</td><td>-1.780433</td><td>0.501998</td></tr> <tr><td>H</td><td>6.201143</td><td>-2.244356</td><td>0.506792</td></tr> <tr><td>H</td><td>3.763553</td><td>-2.769007</td><td>0.846174</td></tr> <tr><td>H</td><td>6.913699</td><td>0.001013</td><td>-0.251667</td></tr> </tbody> </table>	C	5.845679	-0.206518	-0.117107	C	5.441902	-1.477441	0.312961	C	4.908349	0.799478	-0.370481	C	3.567015	0.488329	-0.190118	C	3.162825	-0.782872	0.234132	C	4.089416	-1.780433	0.501998	H	6.201143	-2.244356	0.506792	H	3.763553	-2.769007	0.846174	H	6.913699	0.001013	-0.251667
C	5.748318	-0.413646	-0.168347																																																																										
C	5.246647	-1.608523	0.363131																																																																										
C	4.892267	0.651042	-0.474584																																																																										
C	3.534700	0.477130	-0.242165																																																																										
C	3.034851	-0.714378	0.283642																																																																										
C	3.876641	-1.770354	0.603422																																																																										
H	5.939941	-2.426232	0.595195																																																																										
H	3.472288	-2.698520	1.025609																																																																										
H	6.826665	-0.312708	-0.341396																																																																										
H	5.273110	1.596358	-0.880321																																																																										
C	5.845679	-0.206518	-0.117107																																																																										
C	5.441902	-1.477441	0.312961																																																																										
C	4.908349	0.799478	-0.370481																																																																										
C	3.567015	0.488329	-0.190118																																																																										
C	3.162825	-0.782872	0.234132																																																																										
C	4.089416	-1.780433	0.501998																																																																										
H	6.201143	-2.244356	0.506792																																																																										
H	3.763553	-2.769007	0.846174																																																																										
H	6.913699	0.001013	-0.251667																																																																										


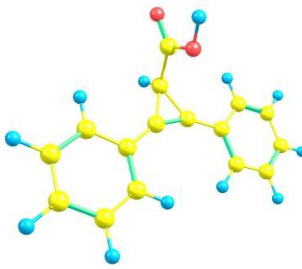
C	2.395511	1.440428	-0.441844	H	5.214381	1.800581	-0.696015
C	1.536326	-0.613870	0.439793	C	2.361427	1.356728	-0.353057
O	0.851003	-1.432104	1.032399	C	1.664786	-0.837067	0.383145
O	2.510262	2.592112	-0.829282	O	1.018398	-1.722502	0.902288
C	1.158108	0.704170	-0.102181	O	2.300528	2.541881	-0.618586
N	-0.007882	1.329497	-0.053956	C	1.203003	0.479067	-0.093971
C	-1.168299	0.696037	0.014321	N	-0.006301	1.012985	-0.054029
C	-2.413545	1.431780	0.325422	C	-1.210672	0.469978	0.003990
C	-1.532990	-0.642128	-0.485819	C	-2.377331	1.344765	0.235574
C	-3.030447	-0.752969	-0.326774	C	-1.660392	-0.865968	-0.427588
C	-3.542769	0.450897	0.157299	C	-3.158529	-0.821028	-0.277988
C	-4.902238	0.619240	0.382503	C	-3.574678	0.459805	0.103463
C	-5.747248	-0.464141	0.113459	C	-4.918745	0.763228	0.276847
C	-5.233012	-1.671768	-0.375504	C	-5.846213	-0.260644	0.061385
C	-3.861325	-1.827894	-0.609805	C	-5.430331	-1.541394	-0.325864
H	-3.447584	-2.766103	-0.999390	C	-4.075303	-1.836764	-0.508547
H	-6.826705	-0.368193	0.282410	H	-3.740124	-2.833228	-0.819438
H	-5.917736	-2.504179	-0.579028	H	-6.915949	-0.059619	0.192160
H	-5.292785	1.574273	0.754825	H	-6.182078	-2.322222	-0.490869
O	-0.839365	-1.469029	-1.056215	H	-5.234156	1.771725	0.568902
O	-2.540530	2.594857	0.672629	O	-1.006249	-1.762166	-0.917419
				O	-2.327668	2.538447	0.462118
				H	-0.010879	2.052777	-0.071387
<i>O</i> -protonated Ruhemann's Purple (1'), PCM = H ₂ O				<i>C</i> -protonated Ruhemann's Purple (1''), PCM = H ₂ O			
E ₀ = -1046.241647				E ₀ = -1046.261422			
E (298 K) = -1046.224302				E (298 K) = -1046.244161			
H (298 K) = -1046.223358				H (298 K) = -1046.243217			
G (298 K) = -1046.288406				G (298 K) = -1046.308217			
Imaginary frequencies = 0				Imaginary frequencies = 0			
							
Cartesian coordinates:				Cartesian coordinates:			
C	0.464947	0.846365	0.000003	C	-3.830346	-0.521810	0.646660
C	0.789121	-0.511702	-0.000020	C	-3.254693	-1.640065	0.020375
C	1.463351	1.831576	0.000019	C	-3.065172	0.599746	0.963698
C	2.783233	1.403027	0.000011	C	-1.711101	0.571304	0.640862
C	3.104977	0.043726	-0.000011	C	-1.138297	-0.543016	0.017389
C	2.128198	-0.932351	-0.000027	C	-1.899478	-1.663863	-0.304639
H	-0.015392	-1.256682	-0.000032	H	-3.884934	-2.505673	-0.214966
H	2.400724	-1.994479	-0.000046	H	-1.437767	-2.528910	-0.794670
H	-0.588055	1.150722	0.000008	H	-4.899796	-0.535250	0.887713
H	1.186246	2.893070	0.000037	H	-3.504062	1.478871	1.449560
C	4.061094	2.145361	0.000014	C	-0.685441	1.626836	0.863802
C	4.608346	-0.115739	-0.000022	C	0.313661	-0.325548	-0.226579
O	5.170173	-1.184664	-0.000049	C	0.627049	1.056449	0.339538
O	4.165997	3.449561	0.000028	O	-0.838490	2.716243	1.361487


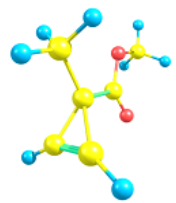
N	6.386988	1.871353	-0.000003	O	1.077206	-1.068888	-0.800141
C	7.606605	1.489518	0.000007	N	1.704415	1.722107	0.371351
C	8.672574	2.571720	-0.000014	C	2.915281	1.073375	-0.057017
C	8.344746	0.159442	0.000041	C	4.093842	2.030867	-0.261278
C	9.801668	0.502630	0.000019	C	3.446817	0.070281	0.996152
C	9.994548	1.883738	-0.000012	H	2.787616	0.475201	-0.983059
C	11.272608	2.436214	-0.000031	O	2.760065	-0.666132	1.657320
C	12.356708	1.558283	-0.000019	O	4.042356	3.117685	-0.784160
C	12.162118	0.167047	0.000011	C	5.301347	1.368758	0.314916
C	10.878521	-0.379403	0.000031	C	4.926187	0.236224	1.039822
H	10.709269	-1.462820	0.000056	C	6.633852	1.763653	0.229958
H	11.411729	3.523730	-0.000053	C	5.866820	-0.543748	1.708821
H	13.378663	1.955578	-0.000033	C	7.203443	-0.158123	1.617739
H	13.035787	-0.495508	0.000020	C	7.582116	0.981225	0.888116
O	7.906034	-0.966152	0.000074	H	8.641848	1.258967	0.841922
O	8.478824	3.767409	-0.000040	H	6.916605	2.659316	-0.335296
C	5.159064	1.287060	0.000002	H	5.558593	-1.425672	2.282171
H	3.296707	3.884101	0.000032	H	7.974718	-0.748215	2.126630
Hydrogen chloride, PCM = H ₂ O				Chloride ion, PCM = H ₂ O			
							
E ₀ = -460.777622				E ₀ = -460.348937			
E (298 K) = -460.775261				E (298 K) = -460.347520			
H (298 K) = -460.774317				H (298 K) = -460.346576			
G (298 K) = -460.795528				G (298 K) = -460.363959			
Imaginary frequencies = 0				Imaginary frequencies = 0			
Cl	-3.515911	-0.411782	0.000000	Cl	0.000000	0.000000	0.000000
H	-2.216878	-0.411782	0.000000				
<i>N</i> -Protonated Ruhemann's Purple (1), PCM = THF				1,2,3-Triphenylcyclopropene (2a), PCM = THF			
E ₀ = -1046.263857				E ₀ = -809.038794			
E (298 K) = -1046.246762				E (298 K) = -809.022008			
H (298 K) = -1046.245818				H (298 K) = -809.021064			
G (298 K) = -1046.310010				G (298 K) = -809.087218			
Imaginary frequencies = 0				Imaginary frequencies = 0			
							
Cartesian coordinates:				Cartesian coordinates:			
C	5.843497	-0.208940	-0.116265	C	-0.198883	-0.721064	-0.682374
C	5.437647	-1.481264	0.306978	C	0.779691	0.270271	-1.263840
C	4.907846	0.799728	-0.363652	C	1.062981	-1.056400	-0.601530
C	3.566325	0.489911	-0.184790	C	1.079236	1.558192	-0.549564
C	3.160392	-0.782227	0.233753	H	0.870959	0.346013	-2.362726
C	4.085107	-1.782609	0.495715	C	1.461767	2.691855	-1.275745
H	6.195658	-2.250695	0.495638	C	0.985517	1.654799	0.845304

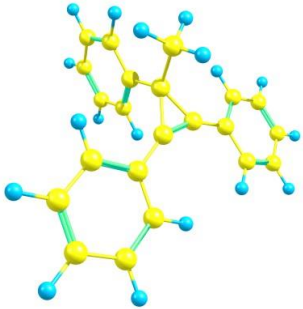
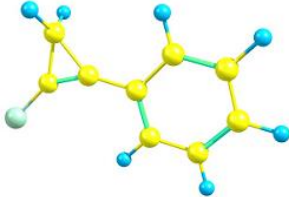
H	3.755623	-2.771558	0.835334	C	1.268098	2.855115	1.495354																																								
H	6.911883	-0.002873	-0.250178	C	1.745585	3.894627	-0.627314																																								
H	5.213300	1.802575	-0.684274	C	1.649993	3.980947	0.761980																																								
C	2.362242	1.360451	-0.346617	H	1.872586	4.924842	1.274084																																								
C	1.662072	-0.835219	0.383090	H	1.189528	2.913305	2.588162																																								
O	1.014612	-1.719154	0.901685	H	0.685846	0.772328	1.427155																																								
O	2.303127	2.545878	-0.610938	H	1.537664	2.626491	-2.369800																																								
C	1.203037	0.483319	-0.091513	H	2.044419	4.772705	-1.213393																																								
N	-0.006351	1.017049	-0.054653	C	2.167951	-1.889789	-0.161680																																								
C	-1.210337	0.472832	0.000681	C	1.949925	-3.128965	0.459980																																								
C	-2.377484	1.347009	0.228513	C	3.480134	-1.435012	-0.355506																																								
C	-1.657708	-0.865376	-0.428223	C	4.559462	-2.208073	0.066862																																								
C	-3.156132	-0.821525	-0.276836	C	4.336874	-3.441125	0.682383																																								
C	-3.573461	0.460090	0.099323	C	3.031191	-3.899668	0.877473																																								
C	-4.917499	0.762782	0.271398	H	0.924134	-3.485175	0.612064																																								
C	-5.843849	-0.262803	0.061266	H	2.855794	-4.868237	1.360656																																								
C	-5.426599	-1.544764	-0.319673	H	3.639656	-0.462294	-0.838549																																								
C	-4.071657	-1.839186	-0.501977	H	5.583303	-1.846190	-0.085278																																								
H	-3.733336	-2.835857	-0.808712	H	5.186464	-4.050347	1.013628																																								
H	-6.913850	-0.062674	0.191255	C	-1.614914	-0.886781	-0.405373																																								
H	-6.177494	-2.327550	-0.479706	C	-2.491405	0.167280	-0.700444																																								
H	-5.231926	1.772919	0.558729	C	-3.853136	0.041779	-0.434368																																								
O	-1.003474	-1.760385	-0.918505	C	-4.350102	-1.137761	0.123027																																								
O	-2.329035	2.541195	0.452604	C	-3.481537	-2.192474	0.416646																																								
H	-0.011670	2.056479	-0.071654	C	-2.119597	-2.069621	0.156639																																								
				H	-1.435624	-2.896039	0.383876																																								
				H	-5.422342	-1.237327	0.330472																																								
				H	-3.871529	-3.119791	0.852934																																								
				H	-2.085876	1.089182	-1.137071																																								
				H	-4.533313	0.870591	-0.664124																																								
<p>1,2-Diphenylcyclopropene (2b), PCM = THF</p> <p>$E_0 = -578.192681$ $E(298\text{ K}) = -578.180589$ $H(298\text{ K}) = -578.179644$ $G(298\text{ K}) = -578.233052$ Imaginary frequencies = 0</p>  <p>Cartesian coordinates:</p> <table border="1"> <tbody> <tr><td>C</td><td>-3.049442</td><td>0.584125</td><td>-0.016217</td></tr> <tr><td>C</td><td>-2.218220</td><td>-0.673337</td><td>-0.027454</td></tr> <tr><td>C</td><td>-1.751623</td><td>0.759887</td><td>-0.016210</td></tr> <tr><td>H</td><td>-2.138231</td><td>-1.263367</td><td>-0.958205</td></tr> <tr><td>H</td><td>-2.136174</td><td>-1.278501</td><td>0.893345</td></tr> </tbody> </table>				C	-3.049442	0.584125	-0.016217	C	-2.218220	-0.673337	-0.027454	C	-1.751623	0.759887	-0.016210	H	-2.138231	-1.263367	-0.958205	H	-2.136174	-1.278501	0.893345	<p>3-Ethyl-1,2-diphenylcyclopropene (2c), PCM = THF</p> <p>$E_0 = -656.712452$ $E(298\text{ K}) = -656.697408$ $H(298\text{ K}) = -656.696464$ $G(298\text{ K}) = -656.756802$ Imaginary frequencies = 0</p>  <p>Cartesian coordinates:</p> <table border="1"> <tbody> <tr><td>C</td><td>-6.051096</td><td>0.414588</td><td>0.276192</td></tr> <tr><td>C</td><td>-5.585322</td><td>-0.810270</td><td>0.334128</td></tr> <tr><td>C</td><td>-4.581572</td><td>0.282470</td><td>0.594117</td></tr> <tr><td>C</td><td>-7.130791</td><td>1.372091</td><td>0.095229</td></tr> <tr><td>C</td><td>-6.933308</td><td>2.713135</td><td>0.456152</td></tr> </tbody> </table>				C	-6.051096	0.414588	0.276192	C	-5.585322	-0.810270	0.334128	C	-4.581572	0.282470	0.594117	C	-7.130791	1.372091	0.095229	C	-6.933308	2.713135	0.456152
C	-3.049442	0.584125	-0.016217																																												
C	-2.218220	-0.673337	-0.027454																																												
C	-1.751623	0.759887	-0.016210																																												
H	-2.138231	-1.263367	-0.958205																																												
H	-2.136174	-1.278501	0.893345																																												
C	-6.051096	0.414588	0.276192																																												
C	-5.585322	-0.810270	0.334128																																												
C	-4.581572	0.282470	0.594117																																												
C	-7.130791	1.372091	0.095229																																												
C	-6.933308	2.713135	0.456152																																												

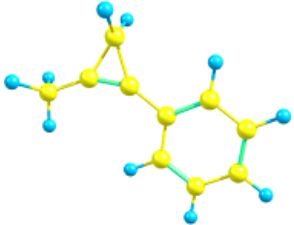
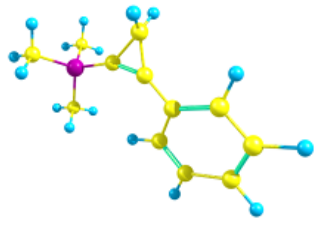
C	-0.552859	1.579633	-0.010909	C	-7.961764	3.641364	0.307524
C	-0.622934	2.981855	0.002162	C	-9.194951	3.242022	-0.210742
C	0.543404	3.741228	0.007071	C	-9.397484	1.909260	-0.578410
C	1.791174	3.111718	-0.001111	C	-8.373714	0.978327	-0.425396
C	1.868474	1.718059	-0.014183	H	-8.528335	-0.066633	-0.719802
C	0.702671	0.954997	-0.019022	H	-5.959732	3.016275	0.862299
H	0.749549	-0.141263	-0.029191	H	-7.799543	4.686700	0.596568
H	-1.602476	3.474202	0.008586	H	-10.003157	3.973439	-0.331187
H	0.480751	4.835950	0.017358	H	-10.363924	1.593549	-0.989377
H	2.708404	3.712837	0.002769	C	-5.726760	-2.254467	0.261715
H	2.846342	1.221793	-0.020634	C	-6.974239	-2.861827	0.046847
C	-4.423640	1.053958	-0.011203	C	-7.076906	-4.248658	-0.014413
C	-4.732158	2.423696	0.000205	C	-5.938046	-5.044528	0.136368
C	-6.059464	2.842425	0.004430	C	-4.694600	-4.447841	0.352024
C	-7.092822	1.901513	-0.002636	C	-4.588878	-3.060001	0.415665
C	-6.793539	0.538162	-0.013900	H	-3.617039	-2.578828	0.585131
C	-5.465855	0.115738	-0.018168	H	-7.867828	-2.236191	-0.064949
H	-5.217133	-0.952966	-0.027098	H	-8.055014	-4.715790	-0.180680
H	-3.920722	3.160923	0.005738	H	-6.021958	-6.136837	0.086420
H	-6.292603	3.913887	0.013350	H	-3.799628	-5.070078	0.472037
H	-8.137636	2.234684	0.000705	C	-3.513229	0.644898	-0.431028
H	-7.602552	-0.202119	-0.019457	H	-4.263911	0.455734	1.642268
				C	-3.237610	2.148737	-0.477833
				H	-3.841117	0.288983	-1.426952
				H	-2.577701	0.101467	-0.191119
				H	-4.132525	2.698630	-0.823504
				H	-2.404716	2.392676	-1.161113
				H	-2.974237	2.531405	0.526537
<p>1,2-Diphenyl-3-vinylcyclopropene (2d), PCM = THF E₀ = -655.511005 E (298 K) = -655.496515 H (298 K) = -655.495570 G (298 K) = -655.554702 Imaginary frequencies = 0</p>  <p>Cartesian coordinates:</p>				<p>1,2-Diphenyl-3-(phenylethynyl)cyclopropene (2e), PCM = THF E₀ = -885.134900 E (298 K) = -885.116102 H (298 K) = -885.115158 G (298 K) = -885.186969 Imaginary frequencies = 0</p>  <p>Cartesian coordinates:</p>			
C	-5.230075	0.965871	0.262665	C	-4.657849	1.240480	-1.022050
C	-4.330310	0.018179	0.311516	C	-4.062208	0.080008	-1.088988
C	-3.810485	1.424615	0.516129	C	-3.386340	1.205491	-1.842452
C	-6.575124	1.483608	0.084331	C	-5.681389	2.166482	-0.573173
C	-6.780157	2.870151	0.127143	C	-5.560658	3.525077	-0.896799
C	-8.059176	3.395910	-0.042609	C	-6.527828	4.433474	-0.472422
C	-9.142730	2.541904	-0.255409	C	-7.621752	3.991524	0.273671
C	-8.944560	1.159149	-0.299946	C	-7.747024	2.637865	0.597596

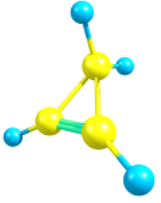

C	-7.668192	0.629987	-0.131971	C	-6.781747	1.726971	0.178704																																				
H	-5.918413	3.529452	0.292924	H	-6.876451	0.664049	0.430439																																				
H	-8.212710	4.481122	-0.008684	H	-4.694350	3.859007	-1.481986																																				
H	-10.149683	2.955431	-0.388512	H	-6.428002	5.495513	-0.725971																																				
H	-9.795094	0.487752	-0.467935	H	-8.383617	4.706858	0.606062																																				
H	-7.509416	-0.454348	-0.167408	H	-8.606393	2.290304	1.183138																																				
C	-3.875539	-1.358820	0.233774	C	-3.887218	-1.326143	-0.774752																																				
C	-4.776685	-2.422385	0.069789	C	-4.840106	-2.028857	-0.021327																																				
C	-4.306629	-3.730519	-0.002949	C	-4.644215	-3.376510	0.265759																																				
C	-2.936234	-3.990127	0.085383	C	-3.498407	-4.032282	-0.192580																																				
C	-2.035246	-2.936375	0.248244	C	-2.546851	-3.336694	-0.940406																																				
C	-2.501798	-1.625783	0.323605	H	-3.346896	-5.094069	0.036003																																				
H	-1.805066	-0.787091	0.449952	C	-2.739566	-1.988256	-1.232461																																				
H	-5.851470	-2.215902	0.002791	H	-1.646661	-3.849819	-1.298940																																				
H	-5.015129	-4.557756	-0.129787	H	-5.737743	-1.510956	0.336744																																				
H	-2.569224	-5.021909	0.027005	H	-5.391878	-3.922570	0.853138																																				
H	-0.959680	-3.138277	0.317519	H	-1.998328	-1.428335	-1.816840																																				
C	-3.036263	2.103951	-0.561210	C	-2.160825	1.805562	-1.322694																																				
H	-3.531368	1.741162	1.538943	H	-3.459217	1.231528	-2.943364																																				
C	-2.082841	3.014409	-0.345494	C	-1.138282	2.309461	-0.896584																																				
H	-3.294636	1.809902	-1.591827	C	0.071831	2.903301	-0.383242																																				
H	-1.812651	3.319122	0.675848	C	0.288984	2.984561	1.001556																																				
H	-1.540500	3.486354	-1.173824	C	1.459204	3.557601	1.494000																																				
				C	2.423203	4.054841	0.615071																																				
				C	2.212085	3.976899	-0.762774																																				
				C	1.044425	3.405115	-1.262716																																				
				H	2.966076	4.366060	-1.457433																																				
				H	0.874291	3.341293	-2.343814																																				
				H	-0.471206	2.592507	1.687186																																				
				H	1.620021	3.616491	2.577129																																				
				H	3.343498	4.505204	1.005785																																				
<p><i>N,N</i>-Dimethyl-2,3-diphenylcycloprop-2-ene-1-carbonitrile (2f), PCM = THF $E_0 = -670.407466$ $E(298\text{ K}) = -670.393655$ $H(298\text{ K}) = -670.392710$ $G(298\text{ K}) = -670.450322$ Imaginary frequencies = 0</p>  <p>Cartesian coordinates:</p> <table> <tbody> <tr><td>H</td><td>-8.685694</td><td>2.069685</td><td>1.091844</td></tr> <tr><td>H</td><td>-7.736369</td><td>4.374453</td><td>0.990138</td></tr> <tr><td>C</td><td>-7.664960</td><td>2.227145</td><td>0.723754</td></tr> <tr><td>H</td><td>-7.314016</td><td>0.122905</td><td>0.359973</td></tr> </tbody> </table>				H	-8.685694	2.069685	1.091844	H	-7.736369	4.374453	0.990138	C	-7.664960	2.227145	0.723754	H	-7.314016	0.122905	0.359973	<p>2,3-Diphenylcycloprop-2-ene-1-carbonitrile (2g), PCM = THF $E_0 = -670.407466$ $E(298\text{ K}) = -670.393655$ $H(298\text{ K}) = -670.392710$ $G(298\text{ K}) = -670.450322$ Imaginary frequencies = 0</p>  <p>Cartesian coordinates:</p> <table> <tbody> <tr><td>C</td><td>-6.118600</td><td>0.489565</td><td>0.344580</td></tr> <tr><td>C</td><td>-5.607997</td><td>-0.710920</td><td>0.387263</td></tr> <tr><td>C</td><td>-4.661574</td><td>0.413641</td><td>0.736864</td></tr> <tr><td>C</td><td>-7.170389</td><td>1.467589</td><td>0.138385</td></tr> <tr><td>C</td><td>-6.876041</td><td>2.829968</td><td>0.283170</td></tr> </tbody> </table>				C	-6.118600	0.489565	0.344580	C	-5.607997	-0.710920	0.387263	C	-4.661574	0.413641	0.736864	C	-7.170389	1.467589	0.138385	C	-6.876041	2.829968	0.283170
H	-8.685694	2.069685	1.091844																																								
H	-7.736369	4.374453	0.990138																																								
C	-7.664960	2.227145	0.723754																																								
H	-7.314016	0.122905	0.359973																																								
C	-6.118600	0.489565	0.344580																																								
C	-5.607997	-0.710920	0.387263																																								
C	-4.661574	0.413641	0.736864																																								
C	-7.170389	1.467589	0.138385																																								
C	-6.876041	2.829968	0.283170																																								


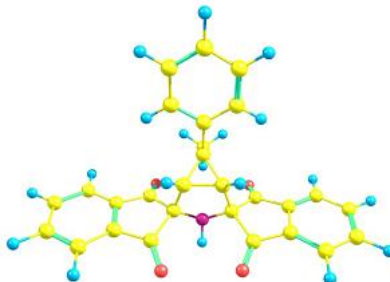
C	-7.132486	3.518168	0.666484	C	-7.872846	3.782982	0.087167
H	-7.093261	-4.684720	0.553063	C	-9.165605	3.381266	-0.252671
C	-6.901177	1.137661	0.315364	C	-9.462527	2.023464	-0.398203
H	-6.761688	-2.244450	0.177155	C	-8.470614	1.067101	-0.204744
C	-6.125979	-4.313023	0.194871	H	-8.698685	0.000852	-0.318200
C	-5.833351	3.718618	0.196458	H	-5.855546	3.133373	0.549129
C	-5.943379	-2.948936	-0.013834	H	-7.639232	4.848131	0.199923
C	-5.595484	1.334224	-0.160584	H	-9.949870	4.132113	-0.406460
H	-5.415157	4.731181	0.150538	H	-10.477958	1.708477	-0.665729
H	-5.227383	-6.280680	0.117311	C	-5.629185	-2.156764	0.267086
C	-5.066733	2.631662	-0.218761	C	-6.810279	-2.835504	-0.069453
C	-5.079746	-5.206945	-0.050107	C	-6.805863	-4.222595	-0.178956
C	-4.765798	0.216442	-0.569542	C	-5.627529	-4.940061	0.044004
C	-4.707432	-2.469199	-0.475317	C	-4.450613	-4.267755	0.377176
C	-4.472965	-1.051719	-0.676467	C	-4.449282	-2.879312	0.489382
H	-4.045182	2.775452	-0.594147	H	-3.530071	-2.339324	0.749519
H	-3.395802	-1.213430	1.670946	H	-7.732259	-2.268652	-0.244157
C	-3.848387	-4.734597	-0.507712	H	-7.729818	-4.751032	-0.441543
C	-3.661871	-3.370429	-0.722309	H	-5.627797	-6.033105	-0.043931
C	-3.415526	-0.093238	-1.170111	H	-3.525682	-4.830166	0.550523
H	-3.276461	0.030329	-2.258352	C	-3.637332	0.815737	-0.227750
H	-3.766690	0.543598	1.768421	H	-4.350822	0.582854	1.780951
H	-3.027271	-5.435212	-0.700602	N	-2.825650	1.134652	-0.989870
C	-2.957616	-0.207749	1.802394				
H	-2.503007	-0.166123	2.805527				
H	-2.700080	-2.985077	-1.084863				
C	-2.065107	0.145347	-0.516906				
N	-1.903299	0.070353	0.833233				
O	-1.121115	0.401773	-1.269659				
C	-0.574605	0.289000	1.386174				
H	-0.239924	-0.603016	1.949059				
H	-0.580129	1.155164	2.075019				
H	0.120015	0.483531	0.558243				
Methyl 2,3-diphenylcycloprop-2-ene-1-carboxylate (2h), PCM = THF				2,3-Diphenylcycloprop-2-ene-1-carboxylic acid (2i), PCM = THF			
E ₀ = -805.955099				E ₀ = -766.711100			
E (298 K) = -805.938469				E (298 K) = -766.696128			
H (298 K) = -805.937525				H (298 K) = -766.695184			
G (298 K) = -805.002974				G (298 K) = -766.756545			
Imaginary frequencies = 0				Imaginary frequencies = 0			
							
Cartesian coordinates:				Cartesian coordinates:			
C	-4.679169	0.167128	-0.585694	C	-4.527138	0.193120	-0.485044
C	-4.389036	-1.096858	-0.717446	C	-4.238314	-1.070814	-0.616793
C	-3.390007	-0.133192	-1.314288	C	-3.232016	-0.108101	-1.204772

C	-5.479320	1.293716	-0.142077	C	-5.331272	1.319665	-0.049115
C	-5.023284	2.596076	-0.387386	C	-4.901513	2.622314	-0.336770
C	-5.773900	3.691277	0.034517	C	-5.658321	3.715703	0.079414
C	-6.983322	3.493144	0.702525	C	-6.845562	3.515495	0.785734
C	-7.442155	2.196373	0.949379	C	-7.277114	2.218227	1.076007
C	-6.695513	1.099314	0.530368	C	-6.525590	1.122946	0.660720
H	-7.051914	0.080535	0.722725	H	-6.859332	0.103698	0.888458
H	-4.071100	2.738575	-0.914216	H	-3.965221	2.766954	-0.890856
H	-5.412536	4.708112	-0.159418	H	-5.318369	4.733001	-0.148204
H	-7.574209	4.355320	1.034289	H	-7.439838	4.376744	1.113990
H	-8.392147	2.040483	1.474126	H	-8.209150	2.060216	1.631459
C	-4.602899	-2.521320	-0.540124	C	-4.460315	-2.495398	-0.452377
C	-5.758954	-3.008986	0.088272	C	-5.644420	-2.983142	0.121380
C	-5.937376	-4.379566	0.250547	C	-5.831284	-4.354070	0.271556
C	-4.966747	-5.273064	-0.210469	C	-4.840538	-5.247361	-0.145449
C	-3.815266	-4.792503	-0.836064	C	-3.661231	-4.766505	-0.716781
C	-3.632727	-3.421342	-1.001661	C	-3.470697	-3.395087	-0.871466
H	-2.732236	-3.031121	-1.492954	H	-2.548640	-3.004810	-1.320918
H	-5.110406	-6.352472	-0.080693	H	-4.991321	-6.326972	-0.024818
H	-3.052985	-5.492453	-1.198190	H	-2.883490	-5.466172	-1.045169
H	-6.518489	-2.305053	0.448232	H	-6.420183	-2.279481	0.445816
H	-6.842280	-4.756629	0.741577	H	-6.758707	-4.731619	0.718218
C	-2.076045	0.096990	-0.632557	C	-1.926220	0.118037	-0.510912
H	-3.313684	-0.002122	-2.406370	H	-3.147067	0.025411	-2.295903
O	-1.047241	0.391151	-1.204141	O	-0.894624	0.425830	-1.068075
O	-2.150422	-0.057397	0.698624	O	-1.999643	-0.057741	0.820941
C	-0.921400	0.152894	1.400377	H	-1.110979	0.111395	1.179519
H	-0.551677	1.178115	1.225543				
H	-0.156935	-0.565503	1.056882				
H	-1.145633	-0.001217	2.465767				
3-Methyl-3-phenylcyclopropene (2j), PCM = THF				Methyl 1-methylcycloprop-2-ene-1-carboxylate (2k), PCM = THF			
E ₀ = -386.599146				E ₀ = -383.518236			
E (298 K) = -386.590419				E (298 K) = -383.509567			
H (298 K) = -386.589475				H (298 K) = -383.508623			
G (298 K) = -386.633071				G (298 K) = -383.551458			
Imaginary frequencies = 0				Imaginary frequencies = 0			
							
Cartesian coordinates:				Cartesian coordinates:			
C	2.279815	-0.986310	-0.648922	C	-1.173006	0.390692	-0.690528
C	2.279855	-0.986252	0.648790	C	-1.094012	0.186116	0.584038
C	1.505145	0.143155	-0.000093	C	-0.164354	1.252201	0.041327
H	2.568846	-1.440046	-1.598773	H	-1.599159	0.177523	-1.671144
H	2.568942	-1.439902	1.598664	H	-1.402645	-0.330474	1.493170
				C	-0.401419	2.732000	0.293582
				H	-1.483031	2.923976	0.391917

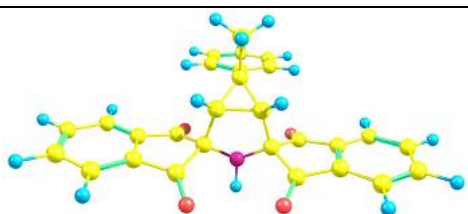
C	-0.006289	0.063046	-0.000043	H	-0.007386	3.345202	-0.536323
C	2.093021	1.546887	-0.000173	H	0.102196	3.063505	1.219053
H	3.194245	1.490365	-0.000202	C	1.272172	0.823862	-0.116565
H	1.778145	2.118855	0.893058	O	1.639808	-0.313490	-0.322358
H	1.778093	2.118777	-0.893436	O	2.128835	1.851377	-0.004079
C	-0.656477	-1.181126	0.000041	C	3.511510	1.507918	-0.144987
C	-2.046825	-1.268890	0.000088	H	3.694988	1.064055	-1.138905
C	-2.826584	-0.110202	0.000053	H	3.804704	0.779544	0.630948
C	-2.195612	1.132326	-0.000031	H	4.074256	2.445472	-0.029146
C	-0.801284	1.217501	-0.000078				
H	-0.331695	2.207681	-0.000143				
H	-0.057072	-2.100136	0.000069				
H	-2.528091	-2.254962	0.000154				
H	-3.921188	-0.177484	0.000090				
H	-2.793320	2.052419	-0.000060				
3-Methyl-1,2,3-triphenylcyclopropene (2l), PCM = THF				1-Chloro-2-phenylcyclopropene (2m), PCM = THF			
E ₀ = -848.300173				E ₀ = -806.937394			
E (298 K) = -848.281832				E (298 K) = -806.928797			
H (298 K) = -848.280887				H (298 K) = -806.927853			
G (298 K) = -848.350046				G (298 K) = -806.972529			
Imaginary frequencies = 0				Imaginary frequencies = 0			
							
Cartesian coordinates:				Cartesian coordinates:			
H	-5.415209	-1.188715	0.393726	H	-1.808248	2.370182	0.927564
H	-4.516817	0.899961	-0.634247	C	-1.682833	1.783966	0.000456
C	-4.343521	-1.099425	0.178473	H	1.364074	2.253500	-0.000426
H	-3.874928	-3.075685	0.930329	C	-0.728301	0.586829	0.000407
C	-3.841324	0.069152	-0.397546	C	1.663018	1.197845	-0.000245
C	-3.480717	-2.156743	0.480197	C	-2.001691	0.328639	0.000085
C	-2.480169	0.180979	-0.673169	H	3.782208	1.616904	-0.000896
C	-2.118971	-2.047101	0.211028	C	0.672871	0.207211	0.000241
H	-2.070421	1.094266	-1.124547	C	3.009728	0.838711	-0.000496
C	-1.608775	-0.875285	-0.368796	C	1.042093	-1.146953	0.000511
H	-1.439567	-2.875780	0.444446	C	3.373505	-0.508626	-0.000236
C	-0.194167	-0.717893	-0.656550	Cl	-3.254077	-0.827587	-0.000398
H	0.217003	1.090827	-3.224219	H	0.262039	-1.918500	0.000912
H	0.630201	-0.650525	-3.240744	C	2.388188	-1.500109	0.000277
H	0.555194	0.711464	1.399497	H	4.433419	-0.790110	-0.000425
C	0.779233	0.255883	-1.283232	H	2.674276	-2.558626	0.000496
C	0.895047	0.325754	-2.800500	H	-1.807918	2.370553	-0.926465
H	0.947376	-3.407657	0.775151				
C	0.900747	1.602309	0.858388				

C	1.068655	-1.050482	-0.576722				
C	1.070440	1.538708	-0.534298				
H	1.018418	2.798624	2.649900				
C	1.161275	2.775724	1.562227				
C	1.510313	2.692581	-1.196702				
H	1.651383	2.681421	-2.283624				
C	1.601642	3.918656	0.890019				
C	1.774733	3.869840	-0.492028				
H	1.807503	4.842949	1.443152				
H	1.924220	0.577241	-3.120313				
C	1.970842	-3.074405	0.565012				
H	2.119279	4.759159	-1.034649				
C	2.178552	-1.873876	-0.131481				
H	2.890683	-4.771812	1.529876				
C	3.058568	-3.834334	0.986384				
C	3.487762	-1.447316	-0.398118				
H	3.639700	-0.504206	-0.939562				
C	4.360975	-3.404352	0.717726				
C	4.573736	-2.210254	0.026096				
H	5.216064	-4.004942	1.050761				
H	5.595174	-1.870951	-0.183988				
1-Methyl-2-phenylcyclopropene (2n), PCM = THF				1-Phenyl-2-(trimethylsilyl)cyclopropene (2o), PCM = THF			
E ₀ = -386.610784				E ₀ = -755.826082			
E (298 K) = -386.601487				E (298 K) = -755.810628			
H (298 K) = -386.600543				H (298 K) = -755.809684			
G (298 K) = -386.646113				G (298 K) = -755.870455			
Imaginary frequencies = 0				Imaginary frequencies = 0			
							
Cartesian coordinates:				Cartesian coordinates:			
C	1.153433	0.380550	0.000720	C	0.353239	-0.938213	-0.000387
C	2.203031	1.462093	0.001667	C	-0.947949	-0.773090	-0.000250
C	2.388802	-0.038241	-0.000033	C	-0.412712	-2.215254	-0.000125
H	2.398660	2.035238	0.926839	H	-0.481763	-2.814544	0.924863
H	2.398363	2.037222	-0.922345	H	-0.481986	-2.814782	-0.924940
C	-0.281178	0.135746	0.000402	C	1.687613	-0.356220	-0.000239
C	-1.173614	1.215828	-0.000806	C	2.817069	-1.184850	0.000009
C	-2.550125	0.991894	-0.001285	C	4.095671	-0.627699	0.000228
C	-3.046551	-0.312568	-0.000467	C	4.253667	0.759001	0.000193
C	-2.161538	-1.394755	0.000851	C	3.129871	1.591049	-0.000070
C	-0.786832	-1.174189	0.001273	C	1.852841	1.037325	-0.000284
H	-0.087738	-2.020078	0.002395	Si	-2.507052	0.262756	0.000050
H	-0.771895	2.237103	-0.001405	C	-2.033694	2.084149	-0.000860
H	-3.241808	1.843073	-0.002302	H	-1.438519	2.339295	0.895066
H	-4.128957	-0.489155	-0.000815	H	-2.937191	2.721242	-0.001167
H	-2.549436	-2.420644	0.001575	H	-1.438575	2.338375	-0.897090
C	3.408486	-1.111871	-0.001856	C	-3.488990	-0.176182	-1.545022

H	4.059983	-1.016035	-0.889282	H	-2.918834	0.066362	-2.459798
H	2.943038	-2.111111	-0.006404	H	-4.440507	0.386048	-1.574078
H	4.056299	-1.022542	0.888951	H	-3.728120	-1.255011	-1.564786
				C	-3.487537	-0.175019	1.546375
				H	-2.917063	0.069628	2.460395
				H	-3.725371	-1.254098	1.567969
				H	-4.439696	0.386137	1.575198
				H	2.678289	-2.273499	0.000036
				H	4.976726	-1.280729	0.000433
				H	5.259637	1.196188	0.000372
				H	3.253827	2.680727	-0.000100
				H	0.963327	1.680094	-0.000476
Parent cyclopropene (2p), PCM = THF $E_0 = -116.493751$ $E(298\text{ K}) = -116.490422$ $H(298\text{ K}) = -116.489478$ $G(298\text{ K}) = -116.517054$ Imaginary frequencies = 0				Cycloadduct 4-endo , PCM = THF $E_0 = -1432.958377$ $E(298\text{ K}) = -1432.932771$ $H(298\text{ K}) = -1432.931827$ $G(298\text{ K}) = -1433.014601$ Imaginary frequencies = 0			
							
Cartesian coordinates:				Cartesian coordinates:			
C	0.501210	-0.648999	0.000000	C	0.760809	0.338686	-0.394100
C	0.501210	0.648999	0.000000	C	-0.751947	0.375288	-0.393527
C	-0.862973	0.000000	0.000000	C	0.028343	1.380446	0.425385
H	-1.467727	0.000000	0.923494	H	1.320410	0.677977	-1.274679
H	-1.467727	0.000000	-0.923494	H	-1.293541	0.740279	-1.275075
H	1.049383	-1.591586	0.000000	C	0.062877	2.769039	-0.170588
H	1.049383	1.591586	0.000000	C	0.026129	1.413984	1.944218
				H	-0.002545	0.416279	2.397903
				H	-0.854368	1.983475	2.293906
				H	0.933746	1.935577	2.299233
				C	1.284930	3.403616	-0.413550
				C	1.320165	4.707639	-0.907924
				C	0.130042	5.391400	-1.161593
				C	-1.093557	4.765952	-0.917018
				C	-1.125269	3.461819	-0.422492
				H	-2.087496	2.967385	-0.229636
				H	2.220542	2.862942	-0.213750
				H	2.284978	5.193391	-1.098188
				H	0.156142	6.415538	-1.552989
				H	-2.032307	5.297754	-1.114474
				C	-5.826014	-1.302954	-0.974333
				C	-5.986808	-0.775212	0.318061
				C	-4.562865	-1.622442	-1.469529
				C	-3.467285	-1.384618	-0.643351
				C	-3.627718	-0.858945	0.638307

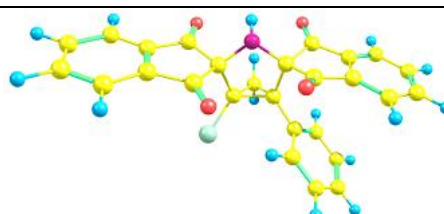
	C -4.888436 -0.555185 1.147213 H -6.995406 -0.541910 0.679178 H -5.001720 -0.158813 2.162954 H -6.712655 -1.472123 -1.596835 H -4.424264 -2.048659 -2.470043 C -2.020709 -1.658564 -0.903336 C -2.301495 -0.784217 1.310176 O -2.097301 -0.695747 2.499077 O -1.563890 -2.270715 -1.834545 C -1.219522 -0.957109 0.226127 N -0.041603 -1.650408 0.708734 C 1.167154 -1.011052 0.231826 C 1.953769 -1.756020 -0.879937 C 2.249060 -0.864600 1.319824 C 3.573658 -0.954129 0.645943 C 3.404101 -1.486353 -0.632234 C 4.494893 -1.739498 -1.460010 C 5.762320 -1.425533 -0.971873 C 5.932100 -0.890930 0.316405 C 4.838598 -0.658070 1.148649 H 4.959168 -0.257037 2.161724 H 6.645218 -1.605035 -1.596809 H 6.943775 -0.662708 0.672136 H 4.349921 -2.172260 -2.456801 O 2.044408 -0.781473 2.508871 O 1.489671 -2.407139 -1.780381 H -0.044345 -1.680232 1.733091
Cycloadduct 4'-endo , PCM = THF $E_0 = -1432.949754$ $E(298\text{ K}) = -1432.924184$ $H(298\text{ K}) = -1432.923239$ $G(298\text{ K}) = -1433.005302$ Imaginary frequencies = 0	Cycloadduct 4-exo , PCM = THF $E_0 = -1432.956851$ $E(298\text{ K}) = -1432.931116$ $H(298\text{ K}) = -1432.930171$ $G(298\text{ K}) = -1433.013198$ Imaginary frequencies = 0
 <p>Cartesian coordinates:</p> C -0.768108 -0.306228 1.177458 C 0.752557 -0.351294 1.160315 C 0.033083 0.929632 1.523519 H -1.321330 -0.776842 2.000268 H 1.299477 -0.857649 1.965997 C 0.071150 2.217347 0.747070 C 0.054702 1.214622 3.025030 H -0.818957 1.829905 3.305587 H 0.969439 1.774254 3.290702 H 0.030495 0.278772 3.611598 C -1.110931 2.911788 0.473576 C -1.073609 4.180230 -0.103650	 <p>Cartesian coordinates:</p> C 0.759111 0.296183 -0.328330 C -0.750436 0.333905 -0.328166 C 0.028514 1.342256 0.489560 H 1.326010 0.629110 -1.206400 H -1.298188 0.693384 -1.208006 C 0.066353 2.730152 -0.105387 C 0.022617 1.356105 2.008045 H -0.005573 0.343059 2.430831 H -0.860913 1.917402 2.363022 H 0.928686 1.873136 2.373074

C	0.152864	4.780340	-0.391068	C	1.290469	3.362041	-0.345479
C	1.339341	4.114174	-0.080396	C	1.329998	4.665761	-0.840195
C	1.294835	2.846148	0.495800	C	0.141986	5.351986	-1.097387
H	2.228377	2.331726	0.762775	C	-1.083632	4.729327	-0.855794
H	-2.075710	2.452290	0.725846	C	-1.119575	3.425436	-0.360791
H	-2.009936	4.706347	-0.325455	H	-2.083400	2.933195	-0.169992
H	0.184350	5.777468	-0.846830	H	2.224273	2.819095	-0.142691
H	2.307280	4.587787	-0.283942	H	2.296368	5.149414	-1.027941
C	-5.989985	-0.521026	-0.259413	H	0.171363	6.375929	-1.489086
C	-5.827114	-1.838554	0.200852	H	-2.020639	5.263220	-1.055913
C	-4.891474	0.253509	-0.628470	C	-5.772751	-1.271423	-1.118237
C	-3.628578	-0.319884	-0.500341	C	-5.987676	-0.677970	0.137338
C	-3.465749	-1.628375	-0.044473	C	-4.494555	-1.648769	-1.525897
C	-4.561464	-2.413195	0.305690	C	-3.439759	-1.400032	-0.650630
H	-6.713978	-2.423400	0.472277	C	-3.652526	-0.810505	0.594464
H	-4.421356	-3.445556	0.647041	C	-4.929952	-0.448150	1.015490
H	-7.000422	-0.102566	-0.336944	H	-7.007314	-0.400429	0.430007
H	-5.007419	1.275979	-1.006555	H	-5.085939	-0.000799	2.004171
C	-2.297951	0.229808	-0.878786	H	-6.628579	-1.445651	-1.781160
C	-2.015893	-1.996610	-0.062296	H	-4.314244	-2.125698	-2.496436
O	-1.554857	-3.099157	0.088101	C	-1.993653	-1.728506	-0.811503
O	-2.074840	1.142526	-1.638704	C	-2.361566	-0.728067	1.340059
C	-1.221263	-0.675701	-0.253476	O	-2.241061	-0.544261	2.526887
N	-0.045177	-0.731981	-1.091554	O	-1.507207	-2.444380	-1.650691
C	1.153767	-0.721041	-0.286875	C	-1.227673	-0.980128	0.311072
C	2.236718	0.171625	-0.920003	N	-0.041373	-1.620051	0.845055
C	1.934556	-2.056342	-0.138974	C	1.174457	-1.033908	0.320569
C	3.385183	-1.690322	-0.075198	C	1.926963	-1.836290	-0.772231
C	3.560520	-0.378071	-0.517217	C	2.312262	-0.801436	1.351189
C	4.826428	0.195100	-0.609601	C	3.598498	-0.893019	0.597306
C	5.914776	-0.582517	-0.216787	C	3.374752	-1.500589	-0.637776
C	5.739576	-1.903405	0.228325	C	4.422619	-1.766322	-1.516082
C	4.471442	-2.478939	0.294396	C	5.704407	-1.383297	-1.124659
H	4.323091	-3.514386	0.622696	C	5.930195	-0.771379	0.119862
H	6.926881	-0.163497	-0.263572	C	4.879866	-0.527919	1.003400
H	6.618802	-2.490567	0.518955	H	5.044871	-0.067912	1.984798
H	4.952978	1.220249	-0.977076	H	6.554639	-1.568462	-1.791807
O	1.472201	-3.165712	-0.065604	H	6.952480	-0.490863	0.400202
O	2.020536	1.069933	-1.698365	H	4.235203	-2.259274	-2.477204
H	-0.036733	0.094162	-1.703070	O	2.198086	-0.623042	2.539177
				O	1.435759	-2.612731	-1.552677
				H	-0.061951	-2.633564	0.723832
Cycloadduct 4¹-exo , PCM = THF				Cycloadduct 5a-endo , PCM = THF			
E ₀ = -1432.943661				E ₀ = -1853.306889			
E (298 K) = -1432.917789				E (298 K) = -1853.281526			
H (298 K) = -1432.916845				H (298 K) = -1853.280582			
G (298 K) = -1432.999548				G (298 K) = -1853.362401			
Imaginary frequencies = 0				Imaginary frequencies = 0			




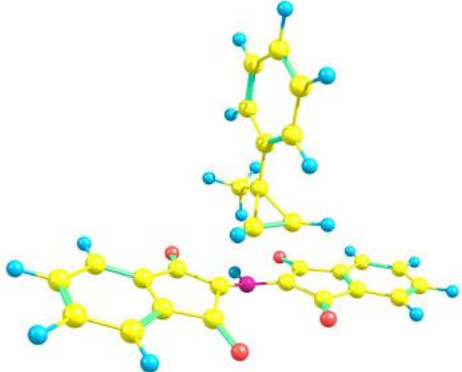
Cartesian coordinates:


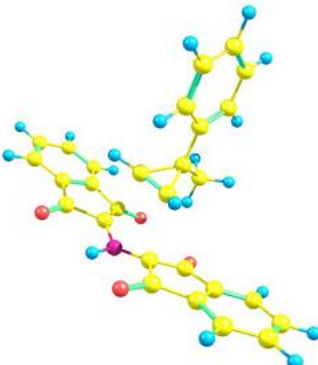
C	-0.764237	-0.318861	1.070900
C	0.755319	-0.287909	1.084139
C	-0.031676	0.954908	1.440329
H	-1.316355	-0.817356	1.877606
H	1.309965	-0.764615	1.902265
C	-0.044384	2.254511	0.684997
C	-0.049623	1.217683	2.946092
H	-0.956998	1.785298	3.219833
H	0.832013	1.817206	3.235489
H	-0.037854	0.273202	3.519387
C	-1.253162	2.912584	0.438569
C	-1.267216	4.191487	-0.115365
C	-0.065969	4.839478	-0.406133
C	1.145975	4.210516	-0.118765
C	1.153090	2.931296	0.434874
H	2.106479	2.449867	0.688094
H	-2.198629	2.415805	0.693016
H	-2.224169	4.687843	-0.316964
H	-0.074511	5.844679	-0.844979
H	2.094588	4.721712	-0.322661
C	-5.936594	-0.668027	-0.010068
C	-5.704831	-1.994535	0.390598
C	-4.892293	0.144163	-0.449840
C	-3.609751	-0.398859	-0.451637
C	-3.380010	-1.716579	-0.054777
C	-4.422702	-2.540817	0.361706
H	-6.550509	-2.609119	0.721316
H	-4.231122	-3.580040	0.653795
H	-6.959008	-0.272547	0.015048
H	-5.063957	1.173973	-0.784904
C	-2.325950	0.203392	-0.920518
C	-1.932236	-2.042637	-0.225455
O	-1.442075	-3.142370	-0.275967
O	-2.205086	1.145756	-1.662238
C	-1.185278	-0.685453	-0.364608
N	0.020040	-0.643698	-1.148266
C	1.212294	-0.652993	-0.341256
C	2.337964	0.247452	-0.906830
C	1.980525	-1.993542	-0.148220
C	3.427577	-1.646390	-0.026061
C	3.635388	-0.334693	-0.451931
C	4.911667	0.222319	-0.482503
C	5.972499	-0.570297	-0.046851
C	5.762530	-1.891216	0.383853
C	4.486018	-2.450694	0.390140



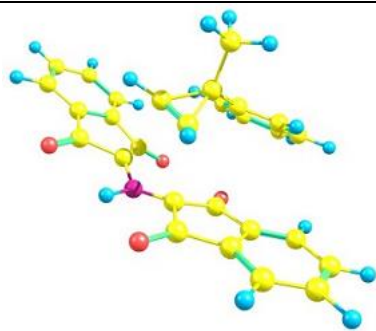
Cartesian coordinates:

C	-5.362732	1.722574	0.247643
C	-5.254909	1.222900	-1.060722
C	-4.227750	2.000996	1.007856
C	-2.987746	1.747052	0.426704
C	-2.880760	1.256356	-0.876339
C	-4.009597	0.993337	-1.645322
H	-6.168546	1.014848	-1.630193
H	-3.911728	0.608638	-2.667419
H	-6.357823	1.896182	0.673890
H	-4.299219	2.392397	2.029310
C	-1.626483	1.894048	1.005215
C	-1.439216	1.081490	-1.235974
O	-0.978950	0.974716	-2.343752
O	-1.286108	2.495707	1.998505
C	-0.667166	1.102059	0.101450
N	0.677074	1.634547	0.099694
C	1.652647	0.564520	0.227658
C	2.838554	1.003497	1.103451
C	2.324474	0.124635	-1.094913
C	3.799952	0.157471	-0.877745
C	4.093772	0.634249	0.401184
C	5.408013	0.748310	0.850198
C	6.422336	0.361300	-0.022800
C	6.127184	-0.119662	-1.309991
C	4.810993	-0.227097	-1.754945
H	4.566766	-0.599160	-2.756704
H	7.469310	0.433752	0.294289
H	6.950148	-0.412837	-1.972493
H	5.623573	1.129698	1.854990
O	1.745414	-0.231754	-2.090743
O	2.718134	1.584508	2.157544
H	0.777034	2.273059	0.897590
H	0.242065	0.605369	2.566299
C	0.077251	-0.352103	2.054811
H	-2.804068	-1.152870	2.044514
C	-0.584298	-0.339282	0.692845
C	-2.710513	-1.628434	1.058442
C	0.890770	-0.625067	0.827804
H	-4.587492	-2.689691	1.209917
C	-1.592583	-1.353990	0.265767
C	-3.707424	-2.483353	0.589150
C	-1.466224	-1.952412	-0.993630
C	-3.584399	-3.071654	-0.670925
Cl	1.563197	-2.237728	0.573200
H	-0.584271	-1.718658	-1.607540

H	4.309562	-3.484965	0.708223	C	-2.460789	-2.811376	-1.458740
H	6.990796	-0.163545	-0.047469	H	-4.369406	-3.742191	-1.041152
H	6.620686	-2.490098	0.711205	H	-2.360552	-3.278561	-2.445710
H	5.065675	1.247866	-0.838409	H	-0.138336	-1.216083	2.692548
O	1.499665	-3.097412	-0.095026				
O	2.196629	1.184894	-1.651681				
H	0.034910	-1.297525	-1.929650				
Cycloadduct <i>5a-exo</i>, PCM = THF				TS-4-endo, PCM = THF			
E ₀ = -1853.302950				E ₀ = -1432.854105			
E (298 K) = -1853.277418				E (298 K) = -1432.827609			
H (298 K) = -1853.276474				H (298 K) = -1432.826665			
G (298 K) = -1853.358476				G (298 K) = -1432.912343			
Imaginary frequencies = 0				Imaginary frequencies = 1 (-334 cm ⁻¹)			
							
Cartesian coordinates:				Cartesian coordinates:			
C	-6.094405	-0.340792	1.309732	C	0.698444	0.566230	-0.515273
C	-6.431352	0.385572	0.154355	C	-0.600839	0.885874	-0.487107
C	-4.763718	-0.550462	1.664603	C	0.289466	1.666593	0.451199
C	-3.781957	-0.011895	0.835365	H	1.512161	0.407023	-1.229809
C	-4.116109	0.708009	-0.312632	H	-1.445810	1.076894	-1.154528
C	-5.445576	0.919387	-0.672766	C	0.654427	3.074116	0.027570
H	-7.488801	0.531877	-0.095673	C	0.219805	1.449695	1.954653
H	-5.693534	1.487376	-1.576973	H	-0.204286	0.469640	2.211240
H	-6.895541	-0.747062	1.938432	H	-0.436201	2.212589	2.413053
H	-4.485193	-1.116720	2.560975	H	1.215713	1.522763	2.428911
C	-2.303073	-0.110327	0.976235	C	1.055457	4.040882	0.960670
C	-2.884046	1.170538	-1.008704	C	1.390546	5.333961	0.555750
O	-2.820524	1.861748	-1.996550	C	1.327241	5.690735	-0.790811
O	-1.694170	-0.674316	1.852699	C	0.931864	4.737839	-1.730653
C	-1.664725	0.601940	-0.244561	C	0.603152	3.444914	-1.325137
N	-0.669047	1.623494	0.034801	H	0.297212	2.707760	-2.078451
C	0.679022	1.110970	-0.026000	H	1.112884	3.788057	2.025189
C	1.411546	0.836832	1.305404	H	1.703242	6.071142	1.305879
C	1.698070	2.023142	-0.757659	H	1.587038	6.707964	-1.107684
C	3.031000	1.737969	-0.155324	H	0.878109	5.002961	-2.793905
C	2.866729	1.022653	1.032129	C	5.596560	-1.648394	0.079948
C	3.961182	0.590811	1.775387	C	5.284117	-2.058377	-1.223770
C	5.231597	0.885408	1.281634	C	4.591621	-1.412131	1.021235
C	5.397868	1.611871	0.090755	C	3.274806	-1.588093	0.612366
C	4.297197	2.055190	-0.640769	C	2.963240	-1.990906	-0.688807
H	4.412473	2.622877	-1.571592	C	3.957834	-2.241841	-1.624517
H	6.118977	0.549712	1.831326	H	6.096466	-2.241227	-1.937205
H	6.411502	1.831521	-0.264913				
H	3.819015	0.028213	2.705710				
O	1.448197	2.768786	-1.673791				
O	0.893912	0.604002	2.370017				
H	-0.858000	2.160739	0.880653				
H	-0.241575	1.142050	-2.515256				

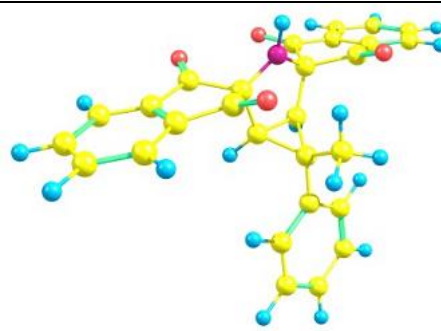
C	-0.083408	0.096680	-2.223729	H	3.699414	-2.571615	-2.637714
H	2.800281	-0.738587	-2.362709	H	6.647389	-1.517814	0.364195
C	0.576339	-0.175306	-0.886775	H	4.824172	-1.103097	2.046973
C	2.696265	-1.391112	-1.484909	C	2.009758	-1.442688	1.386954
C	-0.898241	-0.420146	-1.078077	C	1.474892	-2.146881	-0.858166
H	4.566302	-2.422222	-1.821965	O	0.924839	-2.695639	-1.782732
C	1.576075	-1.261089	-0.660636	O	1.856848	-1.248696	2.576207
C	3.683176	-2.328425	-1.178700	C	0.899483	-1.585304	0.400362
C	1.435868	-2.084159	0.463582	N	-0.330523	-1.612482	0.918331
C	3.546621	-3.142095	-0.052700	C	-1.508372	-1.271657	0.404434
Cl	-1.578406	-2.046606	-1.168790	C	-2.583254	-1.000955	1.400050
H	0.551417	-1.960725	1.105668	C	-2.114020	-1.331921	-0.956619
C	2.419898	-3.024195	0.764422	C	-3.563909	-0.985541	-0.733005
H	4.323941	-3.877201	0.188862	C	-3.834086	-0.784216	0.622912
H	2.309350	-3.667536	1.645537	C	-5.105323	-0.441734	1.067745
H	0.125213	-0.621020	-3.024793	C	-6.110437	-0.308427	0.106510
				C	-5.840274	-0.511042	-1.254102
				C	-4.557439	-0.851919	-1.693011
				H	-4.330607	-1.012502	-2.753562
				H	-7.127195	-0.041947	0.418098
				H	-6.651211	-0.399294	-1.983592
				H	-5.303678	-0.285771	2.134477
				O	-1.605979	-1.553205	-2.031051
				O	-2.408902	-0.965203	2.602401
				H	-0.324153	-1.537085	1.953241
TS-4'-endo, PCM = THF				TS-4-exo, PCM = THF			
E ₀ = -1432.854596				E ₀ = -1432.848408			
E (298 K) = -1432.828209				E (298 K) = -1432.822051			
H (298 K) = -1432.827265				H (298 K) = -1432.821106			
G (298 K) = -1432.910770				G (298 K) = -1432.905766			
Imaginary frequencies = 1 (-355 cm ⁻¹)				Imaginary frequencies = 1 (-349 cm ⁻¹)			
							
Cartesian coordinates:				Cartesian coordinates:			
C	-0.496720	-0.510664	1.553414	C	0.668594	0.696891	-0.588213
C	0.740526	0.008149	1.681609	C	-0.674930	0.682049	-0.603827
C	-0.403258	0.928347	2.015979	C	-0.025652	1.624629	0.394927
H	-1.039294	-1.410327	1.859656	H	1.497142	0.800351	-1.297504
H	1.701143	-0.258273	2.129889	H	-1.488450	0.765692	-1.332950
C	-0.807484	2.047031	1.087126	C	-0.034791	3.090127	0.015893
C	-0.667524	1.242131	3.486667	C	-0.047119	1.338896	1.883636
H	-1.741580	1.432373	3.666199	H	-0.040706	0.259618	2.084223
H	-0.112079	2.147852	3.792464	H	-0.952367	1.772839	2.349184
H	-0.352788	0.401559	4.128929				
C	-2.139732	2.480872	1.049795				
C	-2.522603	3.519885	0.204911				

C	-1.579449	4.135281	-0.621938	H	0.835149	1.785740	2.379982
C	-0.250555	3.715586	-0.585294	C	-0.054501	4.101483	0.987413
C	0.131946	2.687243	0.278864	C	-0.061337	5.448027	0.622025
H	1.180938	2.371260	0.335159	C	-0.049017	5.814483	-0.723683
H	-2.889263	1.983902	1.681889	C	-0.029616	4.819276	-1.701245
H	-3.569662	3.846845	0.180423	C	-0.022636	3.474148	-1.334343
H	-1.883666	4.945243	-1.296069	H	-0.007094	2.705998	-2.117726
H	0.500010	4.191670	-1.228662	H	-0.064469	3.840429	2.051249
C	-5.506667	-1.364826	-0.236061	H	-0.076643	6.219756	1.401590
C	-5.071445	-2.646456	0.129890	H	-0.054376	6.873074	-1.010024
C	-4.600370	-0.392457	-0.665525	H	-0.019730	5.091692	-2.763852
C	-3.254973	-0.738802	-0.695412	C	-5.868504	-0.977475	-0.302540
C	-2.819494	-2.013566	-0.324402	C	-5.643432	-0.809846	1.071019
C	-3.718092	-2.991653	0.080636	C	-4.819812	-1.291187	-1.170335
H	-5.809027	-3.390085	0.454403	C	-3.550900	-1.424301	-0.619822
H	-3.367448	-3.994884	0.350265	C	-3.325269	-1.253308	0.747708
H	-6.576263	-1.128285	-0.191348	C	-4.364405	-0.950679	1.616629
H	-4.928484	0.608644	-0.969733	H	-6.488376	-0.566980	1.726243
C	-2.073645	0.053123	-1.137801	H	-4.175472	-0.828870	2.689606
C	-1.326129	-2.136189	-0.497936	H	-6.884645	-0.863505	-0.697806
O	-0.705848	-3.171636	-0.537147	H	-4.982848	-1.431680	-2.245195
O	-2.035153	1.087739	-1.767889	C	-2.259413	-1.755597	-1.279996
C	-0.868268	-0.728546	-0.713498	C	-1.876190	-1.478377	1.088272
N	0.291843	-0.201618	-1.118125	O	-1.428909	-1.578098	2.207172
C	1.519775	-0.361703	-0.629476	O	-2.043381	-2.049627	-2.438578
C	2.549469	0.600520	-1.118053	C	-1.202060	-1.624406	-0.234176
C	2.214768	-1.507486	0.026902	N	0.019634	-1.981335	-0.631263
C	3.668745	-1.114620	0.031940	C	1.234636	-1.608059	-0.230148
C	3.862309	0.105166	-0.619220	C	2.296575	-1.744377	-1.271613
C	5.124751	0.673685	-0.736823	C	1.902133	-1.409785	1.089648
C	6.199560	-0.020990	-0.176781	C	3.352119	-1.191924	0.747082
C	6.005648	-1.245421	0.478076	C	3.583951	-1.393962	-0.614839
C	4.732015	-1.809356	0.592225	C	4.854750	-1.269893	-1.163358
H	4.565065	-2.766600	1.100010	C	5.899045	-0.933947	-0.298766
H	7.211644	0.393993	-0.249861	C	5.667630	-0.734395	1.069549
H	6.870121	-1.766977	0.905747	C	4.386548	-0.864723	1.612750
H	5.262480	1.631272	-1.252370	H	4.192201	-0.717211	2.681528
O	1.762666	-2.516733	0.516622	H	6.916666	-0.827227	-0.692224
O	2.316067	1.581230	-1.797058	H	6.509246	-0.474426	1.722481
H	0.167137	0.707248	-1.603910	H	5.022418	-1.434636	-2.234046
				O	1.452094	-1.455481	2.210844
				O	2.084792	-2.057942	-2.425882
				H	0.024387	-2.224414	-1.642371
TS-4'-exo , PCM = THF				TS-NI-4 , PCM = THF			
E ₀ = -1432.846428				E ₀ = -1432.955065			
E (298 K) = -1432.819824				E (298 K) = -1432.929575			
H (298 K) = -1432.818879				H (298 K) = -1432.928631			
G (298 K) = -1432.903497				G (298 K) = -1433.011232			
Imaginary frequencies = 1 (-370 cm ⁻¹)				Imaginary frequencies = 1 (-394 cm ⁻¹)			



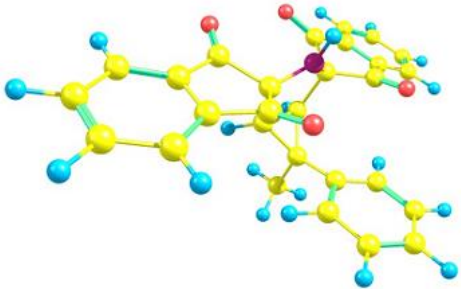
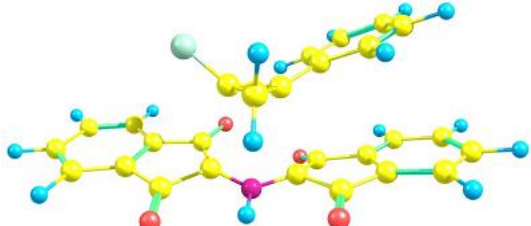
Cartesian coordinates:

C	-0.782949	-0.331563	1.617344
C	0.536760	-0.609659	1.640713
C	0.138380	0.803018	2.000433
H	-1.702873	-0.753004	2.034576
H	1.197035	-1.375874	2.060745
C	0.429191	1.949109	1.065391
C	0.199937	1.221449	3.467755
H	1.196967	1.631996	3.713602
H	-0.001053	0.364286	4.133747
H	-0.545227	2.012255	3.672968
C	1.738223	2.435191	0.959391
C	2.030574	3.506171	0.118380
C	1.011113	4.108855	-0.623381
C	-0.297281	3.642401	-0.507429
C	-0.585651	2.573323	0.342702
H	-1.615492	2.203534	0.440861
H	2.539738	1.946923	1.533041
H	3.061627	3.873425	0.035507
H	1.239445	4.947289	-1.292845
H	-1.101994	4.110923	-1.087408
C	5.661408	-1.194359	-0.016872
C	5.457975	0.094034	-0.532240
C	4.595223	-2.082362	0.141049
C	3.330490	-1.638415	-0.227559
C	3.126886	-0.354200	-0.737714
C	4.183730	0.530420	-0.904693
H	6.316669	0.766304	-0.646745
H	4.007145	1.533226	-1.312444
H	6.674420	-1.507119	0.262230
H	4.741234	-3.094110	0.537007
C	2.023951	-2.350870	-0.175195
C	1.678079	-0.134962	-1.086490
O	1.236340	0.797191	-1.710300
O	1.787971	-3.496916	0.151391
C	0.985997	-1.352134	-0.561409
N	-0.257643	-1.816372	-0.668141
C	-1.431902	-1.187108	-0.571587
C	-2.547562	-2.023626	-0.048046
C	-2.021378	0.033564	-1.191327
C	-3.453174	0.033888	-0.716263
C	-3.765750	-1.166565	-0.075074
C	-5.040221	-1.417647	0.417719



Cartesian coordinates:

C	0.762460	0.312875	-0.374916
C	-0.751914	0.348328	-0.375026
C	0.028084	1.351823	0.446614
H	1.321449	0.651249	-1.255869
H	-1.292884	0.711772	-1.257234
C	0.061703	2.742087	-0.144088
C	0.025313	1.369322	1.965463
H	0.000000	0.359564	2.393336
H	-0.857428	1.931990	2.320695
H	0.931372	1.890159	2.325735
C	1.283301	3.378874	-0.383868
C	1.317843	4.685284	-0.871977
C	0.127326	5.369499	-1.122722
C	-1.095890	4.741925	-0.881602
C	-1.126754	3.435385	-0.393355
H	-2.088641	2.939293	-0.202884
H	2.219166	2.837839	-0.185991
H	2.282383	5.172695	-1.059470
H	0.152840	6.395604	-1.509005
H	-2.034976	5.274054	-1.076668
C	-5.827324	-1.279027	-1.030099
C	-6.003224	-0.728080	0.250802
C	-4.560334	-1.624707	-1.496294
C	-3.476024	-1.391327	-0.653182
C	-3.650885	-0.842264	0.616486
C	-4.916437	-0.510579	1.095544
H	-7.014600	-0.473944	0.589647
H	-5.040919	-0.094893	2.102334
H	-6.704977	-1.444957	-1.666122
H	-4.409809	-2.067861	-2.487746
C	-2.030678	-1.686571	-0.881804
C	-2.337347	-0.761009	1.317152
O	-2.174731	-0.626577	2.507050
O	-1.564386	-2.331752	-1.786486
C	-1.232815	-0.972575	0.252350
N	-0.038185	-1.594201	0.722911
C	1.183776	-1.025561	0.258575
C	1.965354	-1.782931	-0.858651
C	2.290826	-0.841896	1.326247
C	3.601493	-0.939750	0.621752
C	3.415017	-1.495875	-0.643572
C	4.493085	-1.746679	-1.489537

C	-6.003812	-0.419158	0.251972	C	5.765481	-1.408311	-1.032447
C	-5.691571	0.784662	-0.394156	C	5.952921	-0.849982	0.243483
C	-4.408209	1.024438	-0.895127	C	4.872497	-0.617432	1.092530
H	-4.153594	1.956958	-1.413185	H	5.006308	-0.196654	2.096012
H	-7.021076	-0.578639	0.628219	H	6.638287	-1.586262	-1.671897
H	-6.470600	1.547344	-0.511409	H	6.968237	-0.602301	0.575276
H	-5.273470	-2.366937	0.913950	H	4.334156	-2.196443	-2.476686
O	-1.553419	0.820259	-1.979213	O	2.130705	-0.713885	2.517061
O	-2.423676	-3.165079	0.351021	O	1.489928	-2.462697	-1.732651
H	-0.325645	-2.795518	-0.329092	H	-0.056802	-2.362983	1.380529
TS-NI -4', PCM = THF				TS-5a-endo, PCM = THF			
E ₀ = -1432.943535				E ₀ = -1853.206823			
E (298 K) = -1432.917975				E (298 K) = -1853.180696			
H (298 K) = -1432.917031				H (298 K) = -1853.179752			
G (298 K) = -1432.999297				G (298 K) = -1853.263107			
Imaginary frequencies = 1 (-363 cm ⁻¹)				Imaginary frequencies = 1 (-323 cm ⁻¹)			
							
Cartesian coordinates:				Cartesian coordinates:			
C	-0.759948	-0.309600	1.141420	C	5.358432	-1.286081	-0.264136
C	0.763961	-0.308894	1.126626	C	5.171156	-0.331696	-1.273712
C	0.003498	0.951968	1.477602	C	4.272946	-1.964785	0.295221
H	-1.299102	-0.791482	1.966574	C	3.006120	-1.652413	-0.182626
H	1.321975	-0.789896	1.939724	C	2.820250	-0.698531	-1.187038
C	-0.007994	2.237274	0.697865	C	3.894012	-0.029067	-1.754479
C	0.016859	1.241972	2.978335	H	6.043990	0.184581	-1.691138
H	-0.876951	1.827970	3.258011	H	3.731778	0.718644	-2.540093
H	0.912381	1.833040	3.241311	H	6.373831	-1.502416	0.088415
H	0.025060	0.307819	3.568314	H	4.406074	-2.714804	1.083696
C	-1.216667	2.889988	0.438891	C	1.677010	-2.171991	0.239070
C	-1.231039	4.159684	-0.136227	C	1.359081	-0.548698	-1.515973
C	-0.029880	4.803503	-0.435949	O	0.905764	0.023694	-2.479825
C	1.182303	4.179700	-0.137471	O	1.409800	-3.056357	1.032785
C	1.189588	2.910169	0.437592	C	0.667371	-1.349589	-0.470515
H	2.143194	2.431877	0.698125	N	-0.605506	-1.702700	-0.282602
H	-2.161636	2.396631	0.701556	C	-1.720474	-0.980715	-0.326512
H	-2.188042	4.652393	-0.346423	C	-2.927675	-1.629773	0.252735
H	-0.038345	5.801796	-0.890270	C	-2.133809	0.250400	-1.061100
H	2.130698	4.688247	-0.348955	C	-3.625328	0.308437	-0.875683
C	-5.987578	-0.663255	-0.156108	C	-4.081126	-0.758062	-0.096279
C	-5.780470	-1.973419	0.307948	C	-5.422332	-0.884953	0.246238
C	-4.918896	0.133063	-0.564184	C	-6.303351	0.090700	-0.224453
C	-3.638813	-0.409014	-0.473258	C	-5.845673	1.161426	-1.006309
C	-3.433025	-1.710227	-0.014305	C	-4.494504	1.287616	-1.337480
C	-4.499163	-2.517187	0.376838	H	-4.119801	2.124289	-1.938714
H	-6.644658	-2.576260	0.611365	H	-7.369666	0.022850	0.020829
				H	-6.563028	1.912232	-1.358289

H	-4.324028	-3.542945	0.722134	H	-5.766469	-1.723531	0.862586
H	-7.009351	-0.268359	-0.204827	O	-1.460903	1.092925	-1.608666
H	-5.069515	1.150325	-0.944487	O	-2.906172	-2.665794	0.888024
C	-2.334072	0.180860	-0.889896	H	-0.712945	-2.563711	0.285526
C	-1.977895	-2.042386	-0.068516	H	-0.277993	-1.501152	2.138275
O	-1.485902	-3.134823	0.061244	C	-0.152666	-0.413466	2.305490
O	-2.174393	1.100231	-1.655302	H	2.892047	0.288674	2.353998
C	-1.214612	-0.695118	-0.281053	C	0.446848	0.439730	1.209424
N	-0.017216	-0.686876	-1.047549	C	2.814485	1.087590	1.604795
C	1.194890	-0.680389	-0.306852	C	-0.877780	0.529054	1.411703
C	2.291173	0.226715	-0.912909	H	4.855033	1.751405	1.847676
C	1.991628	-2.013540	-0.138045	C	1.601930	1.282203	0.930330
C	3.434625	-1.637426	-0.039499	C	3.907037	1.902939	1.317154
C	3.607576	-0.323817	-0.477852	C	1.494469	2.283747	-0.047142
C	4.870781	0.260451	-0.535961	C	3.799095	2.901890	0.347062
C	5.956307	-0.505733	-0.114509	Cl	-2.023837	1.801002	1.599109
C	5.782588	-1.828012	0.327860	H	0.545382	2.396775	-0.589042
C	4.518794	-2.414927	0.361252	C	2.594131	3.088344	-0.335656
H	4.371707	-3.451131	0.687935	H	4.662953	3.537451	0.117171
H	6.965349	-0.077113	-0.136007	H	2.511718	3.868279	-1.102211
H	6.659499	-2.406466	0.642092	H	0.045036	-0.138977	3.355357
H	4.996178	1.286713	-0.901031				
O	1.533974	-3.127271	-0.093573				
O	2.111492	1.137579	-1.683624				
H	-0.027254	-0.808886	-2.051889				

TS-5a-*exo*, PCM = THF

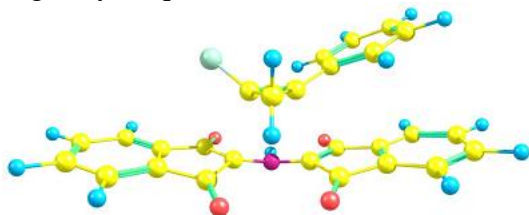
$E_0 = -1853.203145$

$E(298\text{ K}) = -1853.176979$

$H(298\text{ K}) = -1853.176035$

$G(298\text{ K}) = -1853.259376$

Imaginary frequencies = 1 (-315 cm^{-1})



Cartesian coordinates:

C	-18.962791	3.894757	2.151659
C	-18.746329	2.516511	2.294922
C	-17.913297	4.758441	1.831909
C	-16.651927	4.199359	1.665223
C	-16.434655	2.827736	1.810885
C	-17.475296	1.962927	2.122265
H	-19.592003	1.864950	2.545029
H	-17.292444	0.887025	2.226162
H	-19.973092	4.296498	2.292082
H	-18.068653	5.837203	1.715149
C	-15.360030	4.855577	1.334300
C	-14.993677	2.475658	1.559622
O	-14.551886	1.353124	1.469379
O	-15.133280	6.016543	1.062020

C	-14.311423	3.792753	1.416837
N	-13.096928	4.187166	1.035689
C	-11.871524	3.738465	1.293650
C	-10.797867	4.764005	1.156309
C	-11.240927	2.414348	1.529769
C	-9.780920	2.731868	1.721022
C	-9.523780	4.087979	1.508532
C	-8.253667	4.624731	1.671177
C	-7.230942	3.752510	2.052084
C	-7.484777	2.389183	2.257015
C	-8.767951	1.858947	2.092333
H	-8.981331	0.795905	2.255315
H	-6.213755	4.136390	2.193546
H	-6.660222	1.729896	2.553621
H	-8.072770	5.694485	1.512671
O	-11.725075	1.303911	1.568307
O	-10.997064	5.924591	0.855875
H	-13.082564	5.204218	0.817336
H	-13.178547	1.616532	3.341860
C	-13.122178	2.427271	4.087528
H	-10.172537	2.659402	4.880225
C	-12.376802	3.703551	3.759951
C	-10.131505	3.753847	4.803719
C	-13.721250	3.757364	3.740777
H	-8.165853	3.914492	5.683168
C	-11.218290	4.441663	4.245479
C	-9.013134	4.457050	5.246333
C	-11.171127	5.839743	4.128031
C	-8.965688	5.846741	5.120038
Cl	-14.890952	4.810445	4.464226
H	-12.020727	6.371931	3.679032
C	-10.044864	6.535612	4.559577
H	-8.080723	6.398598	5.459256
H	-10.008582	7.627029	4.460069
H	-13.111290	2.098020	5.142205

6. References

1. Moore, S.; Stein, W. H. *J. Biol. Chem.* **1948**, *176*, 367–388.
2. Wigfield, D. C.; Buchanan, G. W.; Croteau, S. M. *Can. J. Chem.* **1980**, *58*, 201–205.
3. Breslow, D.; Dowd, P. *J. Am. Chem. Soc.* **1963**, *85*, 2729–2735.
4. Longone, D. T.; Stehouwer, D. M. *Tetrahedron Lett.* **1970**, *11*, 1017–1019.
5. Padwa, A.; Blacklock, T. J.; Getman, D.; Hatanaka, N.; Loza, R. *J. Org. Chem.* **1978**, *43*, 1481–1492.
6. Gilbertson, R. D.; Weakley, T. J. R.; Haley, M. M. *J. Org. Chem.* **2000**, *65*, 1422–1430.
7. White, E. H.; Winter, R. E. K.; Graeve, R.; Zirngibl, U.; Friend, E. W.; Maskill, H.; Mende, U.; Kreiling, G.; Reisenauer, H. P.; Maier, G. *Chem. Ber.* **1981**, *114*, 3906–3915.
8. Jones, W. M.; Stowe, M. E.; Wells, Jr., E. E. *J. Am. Chem. Soc.* **1968**, *90*, 1849–1859.
9. Rubin, M.; Gevorgyan, V. *Synthesis* **2004**, 796–800.
10. Alnasleh, B. K.; Sherrill, W. M.; Rubin, M. *Org. Lett.* **2008**, *10*, 3231–3234.
11. Henseling, K.-O.; Weyerstahl, P. *Chem. Ber.* **1975**, *108*, 2803–2808.
12. Lin, H.-C.; Tsai, R.-T.; Wu, H.-P.; Lee, H.-Y.; Lee, G.-A. *Tetrahedron* **2016**, *72*, 184–191.
13. Lee, G.-A.; Chang, C.-Y. *Tetrahedron Lett.* **1998**, *39*, 3013–3016.
14. Binger, P.; Wedemann, P.; Goddard, R.; Brinker, U. H. *J. Org. Chem.* **1996**, *61*, 6462–6464.
15. Peveratti, R.; Truhlar, D. G. *J. Phys. Chem. Lett.* **2011**, *2*, 2810–2817.
16. Dunning, T. H. *J. Chem. Phys.* **1989**, *90*, 1007–1023.
17. Cossi, M.; Rega, N.; Scalmani, G.; Barone, V. *J. Comput. Chem.* **2003**, *24*, 669–681.
18. Schlegel, H. B. *J. Comput. Chem.* **1982**, *3*, 214–218.
19. Fukui, K. *J. Phys. Chem.* **1970**, *74*, 4161–4163.
20. Frisch, M. J.; Trucks, G. W.; Schlegel, H. B.; Scuseria, G. E.; Robb, M. A.; Cheeseman, J. R.; Scalmani, G.; Barone, V.; Mennucci, B.; Petersson, G. A.; Nakatsuji, H.; Caricato, M.; Li, X.; Hratchian, H. P.; Izmaylov, A. F.; Bloino, J.; Zheng, G.; Sonnenberg, J. L.; Hada, M.; Ehara, M.; Toyota, K.; Fukuda, R.; Hasegawa, J.; Ishida, M.; Nakajima, T.; Honda, Y.; Kitao, O.; Nakai, H.; Vreven, T.; Montgomery, J. A.; Peralta, J. E.; Ogliaro, F.; Bearpark, M.; Heyd, J. J.; Brothers, E.;

Kudin, K. N.; Staroverov, V. N.; Kobayashi, R.; Normand, J.; Raghavachari, K.; Rendell, A.; Burant, J. C.; Iyengar, S. S.; Tomasi, J.; Cossi, M.; Rega, N.; Millam, N. J.; Klene, M.; Knox, J. E.; Cross, J. B.; Bakken, V.; Adamo, C.; Jaramillo, J.; Gomperts, R.; Stratmann, R. E.; Yazyev, O.; Austin, A. J.; Cammi, R.; Pomelli, C.; Ochterski, J. W.; Martin, R. L.; Morokuma, K.; Zakrzewski, V. G.; Voth, G. A.; Salvador, P.; Dannenberg, J. J.; Dapprich, S.; Daniels, A. D.; Farkas, Ó.; Foresman, J. B.; Ortiz, J. V.; Cioslowski, J.; Fox, D. J. Gaussian 09, Revision C.01; Gaussian: Wallingford CT, **2013**.