

# Nanocarrier containing carboxylic and histamine groups with dual action: acetylcholine hydrolysis and antidot delivery

Elina E. Mansurova<sup>1,2</sup>, Andrey A. Maslennikov<sup>2</sup>, Anna P. Lyubina<sup>1</sup>, Alexandra D. Voloshina<sup>1</sup>, Irek R. Nizameev<sup>3</sup>, Marsil K. Kadirov<sup>1,4</sup>, Albina Y. Ziganshina\*<sup>1</sup> and Igor S. Antipin<sup>2</sup>

Address: <sup>1</sup> A. E. Arbutov Institute of Organic and Physical Chemistry, FRC Kazan Scientific Centre, Russian Academy of Sciences, Arbuzov str. 8, Kazan 420088, <sup>2</sup> Alexander Butlerov Institute of Chemistry, Kazan Federal University, Lobachevsky str. 1/29, Kazan 420008, <sup>3</sup> Kazan National Research Technical University named after A.N. Tupolev - KAI, 10, K. Marx str., Kazan 420111 and <sup>4</sup> Kazan National Research Technological University, 68, K. Marx str., Kazan 420015

Email: Albina Y. Ziganshina – [az@iopc.ru](mailto:az@iopc.ru)

\* Corresponding author

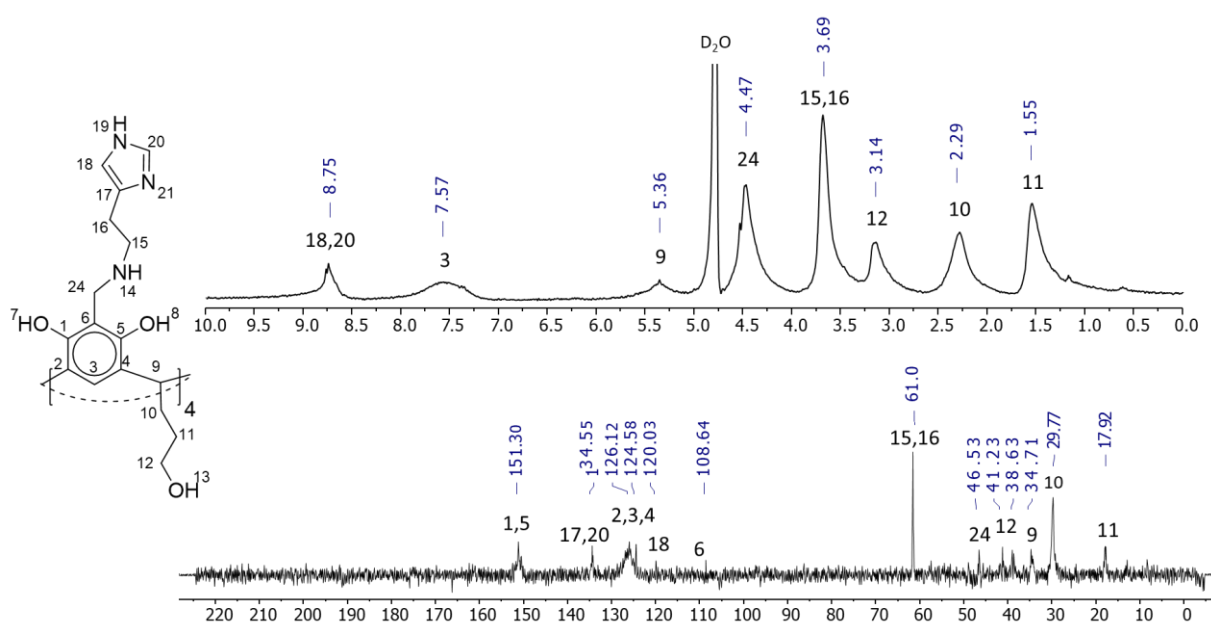
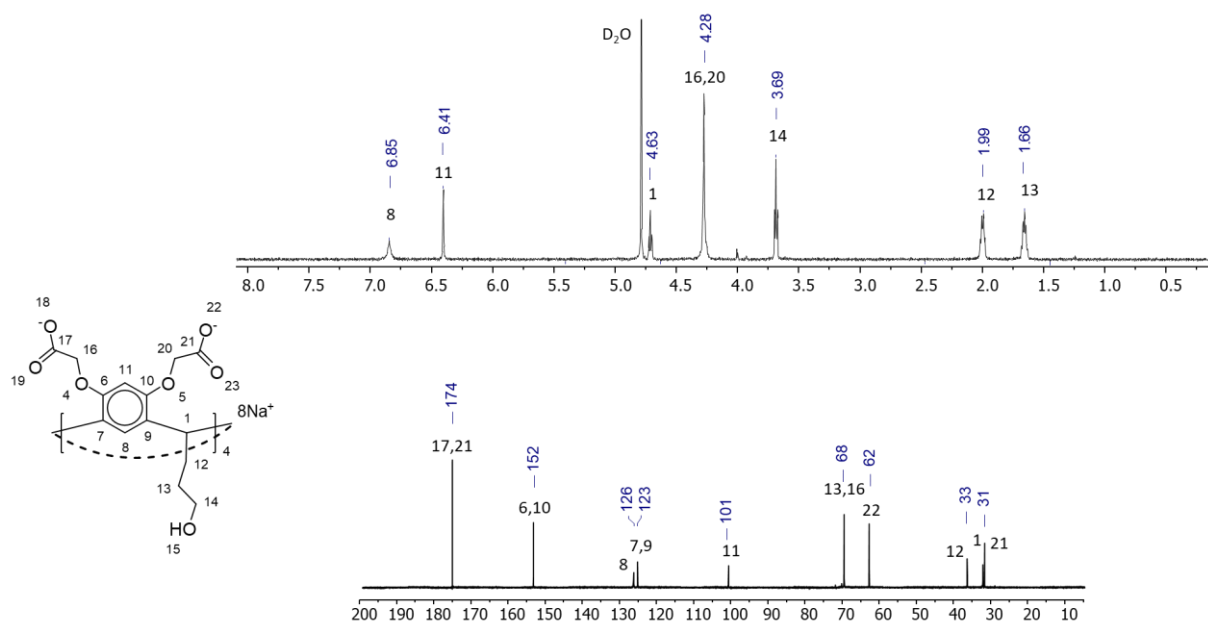
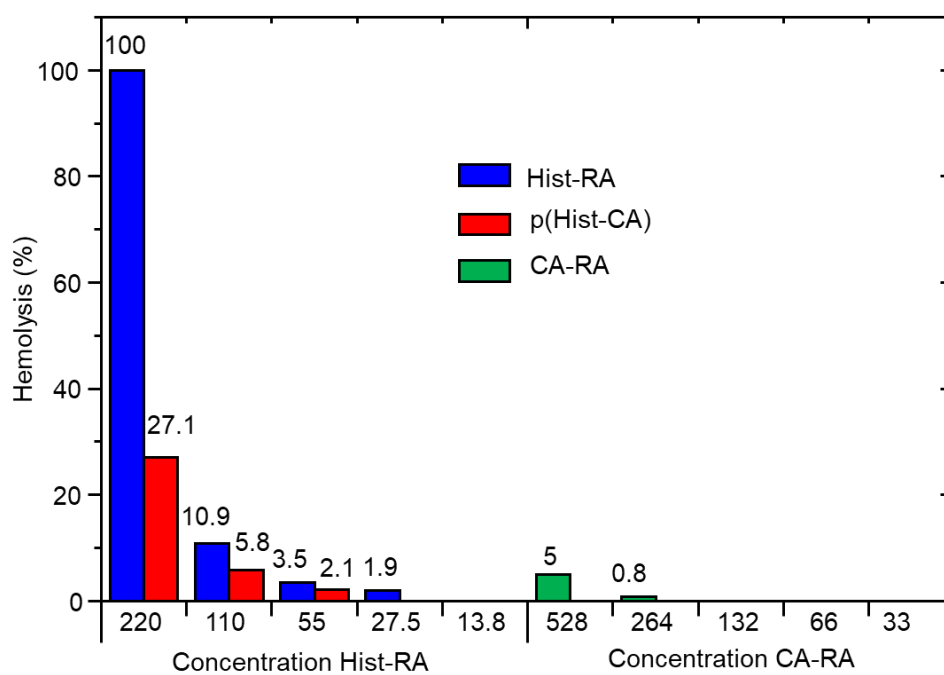


Figure S1: <sup>1</sup>H and <sup>13</sup>C NMR spectra of Hist-RA in D<sub>2</sub>O, 25 °C .



**Figure S2:**  $^1\text{H}$  and  $^{13}\text{C}$  NMR spectra of CA-RA in  $\text{D}_2\text{O}$ , 25 °C .



**Figure S3:** The dependance of hemolysis (%) on the concentration of Hist-RA, CA-RA and p(Hist-CA)