

Vinylogous Functionalization of 4-Alkylidene-5-aminopyrazoles with Trifluoromethyl Pyruvates

Judit Hostalet-Romero, Laura Carceller-Ferrer, Gonzalo Blay*, Amparo Sanz-Marco, José R. Pedro and Carlos Vila*

E-mail: gonzalo.blay@uv.es, carlos.vila@uv.es

^a Departament de Química Orgànica, Facultat de Química, Universitat de València, Dr. Moliner 50, 46100 Burjassot, València (Spain)

CONTENT

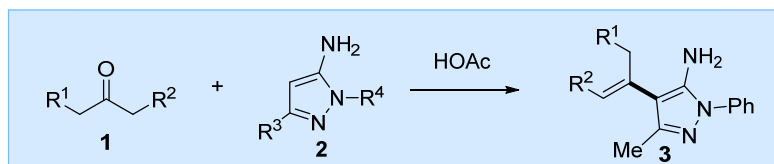
- 1. General Experimental Methods 1
- 2. Experimental Procedures 2
 - i) Synthesis of 4-alkenyl-5-aminopyrazoles **3**
 - ii) Procedure A for the vinylogous addition of 4-alkenyl-5-aminopyrazoles **3** to alkyl trifluoropyruvates **4**.
 - iii) Procedure B for the vinylogous addition of 4-alkenyl-5-aminopyrazoles **3** to alkyl trifluoropyruvates **4**.
- 3. Characterization of the 4-alkenyl-5-ainopyrazoles **3** 4
- 4. Characterization of Products **5** 7
- 5. NMR Data (¹H-NMR and ¹³C-NMR experiments) 12

1. GENERAL EXPERIMENTAL METHODS

Unless otherwise noticed, commercial reagents were used without any extra purification. Reactions were followed by Thin Layer Chromatography (TLC) using Merck Silica Gel 60 F-254 thin layer plates. For product purification, flash column chromatography using Merck silica gel 60, 0.040–0.063 mm was used. The diastereomeric ratio (dr) was determined via ^1H -NMR analysis. NMR spectra were carried out in a Bruker Avance III HD spectrometer at 300 MHz for ^1H and at 75 MHz for ^{13}C , in a Bruker AV400 spectrometer at 400 MHz for ^1H and at 100 MHz for ^{13}C or in a Bruker Neo500 spectrometer at 500 MHz for ^1H and at 126 MHz for ^{13}C using residual non-deuterated solvent as internal standard (CHCl_3 : δ 7.26 for ^1H and 77.0 ppm for ^{13}C). Chemical shifts are given in ppm. The carbon type was determined by Distortionless Enhancement by Polarization Transfer (DEPT) experiments. High resolution mass spectra (ESI) were recorded on a TRIPLETOFT5600 spectrometer equipped with an electrospray source with a capillary voltage of 4.5 kV. Cyclic ketones (**1**), 5-aminopyrazoles (**2**) and alkyl trifluoropyruvates (**4**) are commercial reactants and were used without subsequent purification. These reactions have been acquired from the following commercial cases: Aldrich, TCI, BLD and Fluorochem.

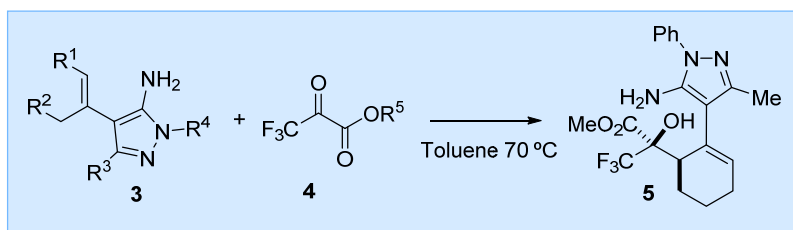
2. EXPERIMENTAL PROCEDURES

i. Synthesis of 4-alkenyl-5-aminopyrazoles **3**



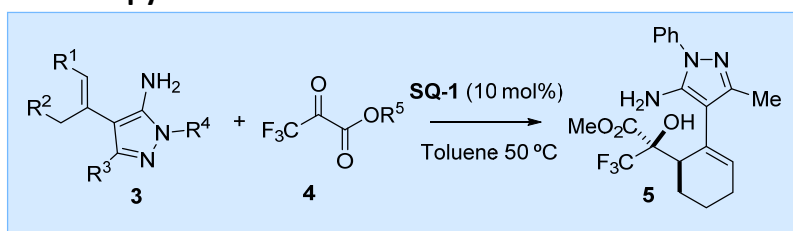
In a 25 mL round bottom flask, the 5-aminopyrazole (1 eq.) was dissolved in the cyclic ketone (1.5 eq.) and 0.5 mL glacial acetic acid (If the cyclic ketone was not solid 2 mL of CH₂Cl₂ were used as solvent). Next, the reaction mixture is left, with stirring, at room temperature for a period of 3-5 days following the reaction using thin layer chromatography (TLC). The reaction mixture was evaporated under reduced pressure and the crude was purified via column chromatography with hexane:EtOAc mixtures as eluent to afford the corresponding products **3**.

ii. Procedure A for the vinylogous addition of 4-alkenyl-5-aminopyrazoles **3** to alkyl trifluoropyruvates **4**.



In a 10 mL round bottom flask, the corresponding 4-alkenyl-5-aminopyrazole (**3**, 0.2 mmol, 1 eq.) and the alkyl trifluoropyruvate (**4**, 0.6 mmol, 3 eq.) were dissolved in 2 mL toluene. The reaction mixture was heated at 70 °C with a refrigerant for 1 day. After this time, the solvent was evaporated under reduced pressure and the diastereoisomeric ratio was evaluated using ¹H-NMR of the crude reaction mixture. Subsequently, the crude was purified via column chromatography with hexane:EtOAc mixtures or hexane:DCM mixtures as eluent to afford the corresponding alcohols **5**.

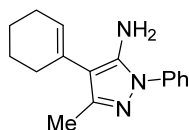
iii. Procedure B for the vinylogous addition of 4-alkenyl-5-aminopyrazoles **3** to alkyl trifluoropyruvates **4**.



In a 10 mL round bottom flask, the corresponding 4-alkenyl-5-aminopyrazole (**3**, 0.2 mmol, 1 eq.), **SQ-1** (0.02 mmol, 10 mol%) and the alkyl trifluoropyruvate (**4**, 0.6 mmol, 3 eq.) were dissolved in 2 mL toluene. The reaction mixture was heated at 50 °C with a refrigerant for 1 day. After this time, the solvent was evaporated under reduced pressure and the diastereoisomeric ratio was evaluated using ¹H-NMR of the crude reaction mixture. Subsequently, the crude was purified via column chromatography with hexane:EtOAc mixtures or hexane:DCM mixtures as eluent to afford the corresponding alcohols **5**.

3. CHARACTERIZATION OF 4-ALKENYL-5-AMINOPYRAZOLES 3

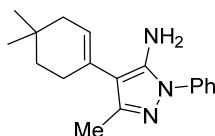
• Compound 3aa:



Following General Procedure i, product **3aa** was synthesized using 1.2 mL (12 mmol) of cyclohexanone (**1a**) with 1.39 g (8 mmol) 5-aminopyrazole (**2a**) obtaining 0.98 g (63% rdt.) of the product **3aa** as a yellow solid (m.p. = 86-90 °C).

¹H RMN (300 MHz, CDCl₃) δ 7.57 (dd, *J* = 8.6, 1.2 Hz, 2H), 7.49-7.41 (m, 2H), 7.34-7.27 (m, 1H), 5.67 (tt, *J* = 3.6, 1.7 Hz, 1H), 3.77 (s, 2H), 2.30-2.13 (m, 7H), 1.82-1.60 (m, 4H). **¹³C RMN (75 MHz, CDCl₃)** δ 147.2 (C), 141.6 (C), 138.9 (C), 130.5 (C), 129.4 (CH), 126.8 (CH), 126.2 (CH), 123.5 (CH), 107.1 (C), 29.2 (CH₂), 25.6 (CH₂), 23.1 (CH₂), 22.2 (CH₂), 13.6 (CH₃).

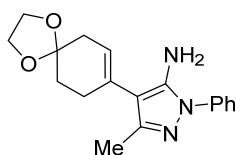
• Compound 3ba:



Following General Procedure i, product **3ba** was synthesized using 1.51 g (12 mmol) of 4,4-dimethylcyclohexan-1-one (**1b**) with 1.39 g (8 mmol) 5-aminopyrazole (**2a**) obtaining 1.06 g (47% rdt.) of the product **3ba** as a yellow solid (m.p. = 123-126 °C).

¹H NMR (300 MHz, CDCl₃) δ 7.57 (dd, *J* = 8.6, 1.2 Hz, 2H), 7.53-7.40 (m, 2H), 7.35-7.27 (m, 1H), 5.59 (tt, *J* = 3.8, 1.8 Hz, 1H), 3.75 (s, 2H), 2.27 (ddt, *J* = 6.5, 4.3, 2.1 Hz, 2H), 2.23 (s, 3H), 1.98 (dd, *J* = 4.1, 2.3 Hz, 2H), 1.50 (t, *J* = 6.4 Hz, 2H), 0.99 (s, 6H). **¹³C NMR (75 MHz, CDCl₃)** δ 147.2 (C), 141.6 (C), 138.9 (C), 129.4 (CH), 129.2 (C), 126.8 (CH), 125.2 (CH), 123.5 (CH), 106.8 (C), 39.6 (CH₂), 35.8 (CH₂), 28.3 (CH₃), 28.2 (C), 27.0 (CH₂), 13.6 (CH₃)

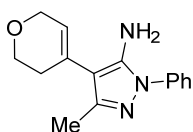
• Compound 3ca:



Following General Procedure i, product **3ca** was synthesized using 0.94 g (6 mmol) of 1,4-dioxaspiro[4.5]decan-8-one (**1c**) with 0.69 g (4 mmol) 5-aminopyrazole (**2a**) obtaining 0.86 g (69% rdt.) of the product **3ca** as a yellow solid (m.p. = 102-105 °C).

¹H NMR (300 MHz, CDCl₃) δ 7.56 (dd, *J* = 8.6, 1.2 Hz, 1H), 7.51-7.39 (m, 1H), 7.34-7.27 (m, 1H), 5.56 (tt, *J* = 3.6, 1.5 Hz, 1H), 4.02 (s, 3H), 3.80 (s, 1H), 2.50 (tt, *J* = 6.0, 1.7 Hz, 1H), 2.47-2.43 (m, 1H), 2.24 (s, 2H), 1.89 (t, *J* = 6.4 Hz, 1H). **¹³C NMR (100 MHz, CDCl₃)** δ 147.1 (C), 141.7 (C), 138.8 (C), 130.2 (C), 129.4 (CH), 126.9 (CH), 123.6 (CH), 122.8 (CH), 107.6 (C), 105.9 (C), 64.4 (CH₂), 36.1 (CH₂), 31.4 (CH₂), 28.4 (CH₂), 13.7 (CH₃).

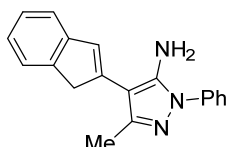
• Compound 3da:



Following General Procedure i, product **3da** was synthesized using 0.56 mL (6 mmol) of tetrahydro-4H-pyran-4-one (**1d**) with 0.69 g (4 mmol) 5-aminopirazole (**2a**) obtaining 0.12 g (11% rdt.) of the product **3da** as a yellow solid (m.p. = 98-102 °C).

¹H NMR (300 MHz, CDCl₃) δ 7.57-7.48 (m, 2H), 7.42 (t, *J* = 7.8 Hz, 2H), 7.33-7.25 (m, 1H), 5.65 (tt, *J* = 2.9, 1.6 Hz, 1H), 4.27 (q, *J* = 2.7 Hz, 2H), 3.88 (t, *J* = 5.4 Hz, 2H), 3.84 (s, 2H), 2.38 (tt, *J* = 5.4, 2.6, 1.7 Hz, 2H), 2.22 (s, 3H). ¹³C NMR (126 MHz, CDCl₃) δ 146.8 (C), 141.8 (C), 138.5 (C), 129.3 (CH), 128.4 (C), 126.9 (CH), 123.5 (CH), 123.5 (CH), 104.8 (C), 65.5 (CH₂), 64.3 (CH₂), 29.0 (CH₂), 13.6 (CH₃).

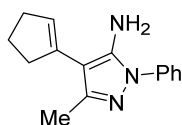
• Compound 3ec:



Following General Procedure i, product **3da** was synthesized using 0.79 g (6 mmol) of 1,3-dihydro-2H-inden-2-one (**1e**) with 0.69 g (4 mmol) 5-aminopirazole (**2a**) obtaining 0.54 g (47% rdt.) of the product **3da** as a brown oil.

¹H NMR (300 MHz, CDCl₃) δ 7.58 (dd, *J* = 8.7, 1.2 Hz, 2H), 7.54-7.46 (m, 2H), 7.47 (dd, *J* = 7.3, 0.9 Hz, 1H), 7.41-7.34 (m, 2H), 7.28 (dd, *J* = 7.5, 1.2 Hz, 1H), 7.15 (td, *J* = 7.3, 1.1 Hz, 1H), 6.79-6.77 (m, 1H), 4.12 (s, 2H), 3.79 (s, 2H), 2.45 (s, 3H). ¹³C NMR (126 MHz, CDCl₃) δ 147.5 (C), 145.5 (C), 142.8 (C), 141.9 (C), 139.9 (C), 138.2 (C), 129.6 (CH), 127.5 (CH), 126.6 (CH), 124.0 (CH), 123.8 (CH), 123.7 (CH), 123.3 (CH), 120.0 (CH), 101.2 (C), 41.1 (CH₂), 14.9 (CH₃)

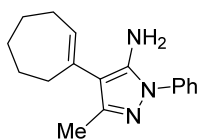
• Compound 3fa:



Following General Procedure i, product **3da** was synthesized using 1.1 mL (12 mmol) of cyclopentanone (**1f**) with 1.39 g (8 mmol) 5-aminopirazole (**2a**) obtaining 0.10 g (5% rdt.) of the product **3fa** as a yellow oil.

¹H NMR (300 MHz, CDCl₃) δ 7.35 (dd, *J* = 7.4, 1.2 Hz, 2H), 7.32 – 7.20 (m, 2H), 7.18 – 7.06 (m, 1H), 5.45 (p, *J* = 2.3 Hz, 1H), 3.75 (s, 2H), 2.58 – 2.45 (m, 2H), 2.38 – 2.24 (m, 2H), 2.11 (s, 3H), 1.86 – 1.70 (m, 2H). ¹³C NMR (101 MHz, CDCl₃) δ 147.4 (C), 142.3 (C), 138.5 (C), 135.6 (C), 129.4 (CH), 127.0 (CH), 123.7 (CH), 123.7 (CH), 101.4 (C), 35.3 (CH₂), 32.6 (CH₂), 23.4 (CH₂), 14.4 (CH₃).

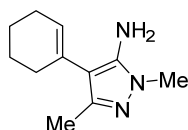
• Compound 3ga:



Following General Procedure i, product **3ga** was synthesized using 1.4 mL (12 mmol) of cycloheptanone (**1g**) with 1.39 g (8 mmol) 5-aminopirazole (**2a**) obtaining 0.12 g (6% rdt.) of the product **3ga** as a yellow oil.

¹H NMR (400 MHz, CDCl₃) δ 7.56 (d, *J* = 7.5 Hz, 2H), 7.44 (t, *J* = 7.8 Hz, 2H), 7.31 (dd, *J* = 7.4, 1.1 Hz, 1H), 5.84 (t, *J* = 6.6 Hz, 1H), 3.79 (s, 2H), 2.61 – 2.37 (m, 2H), 2.32 – 2.25 (m, 2H), 2.23 (d, *J* = 1.0 Hz, 3H), 1.84 (dtd, *J* = 11.8, 5.6, 3.2 Hz, 2H), 1.73 – 1.50 (m, 4H). **¹³C NMR (101 MHz, CDCl₃)** δ 146.9 (C), 141.3 (C), 138.7 (C), 137.2 (C), 131.5 (CH), 129.4 (CH), 126.9 (CH), 123.5 (CH), 108.9 (C), 33.9 (CH₂), 32.8 (CH₂), 28.8 (CH₂), 27.3 (CH₂), 27.2 (CH₂), 13.3 (CH₃).

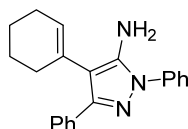
• Compound 3ab:



Following General Procedure i, product **3aa** was synthesized using 0.6 mL (6 mmol) of cyclohexanone (**1a**) with 0.44 g (8 mmol) 5-aminopirazole (**2b**) obtaining 0.41 g (54% rdt.) of the product **3ab** as a white solid (m.p. = 178-180 °C).

¹H NMR (400 MHz, CDCl₃) 5.54 (tt, *J* = 3.5, 1.6 Hz, 1H), 3.60 (s, 3H), 3.45 (s, 1H), 2.22 – 2.15 (m, 4H), 2.14 (s, 3H), 1.75-1.61 (m, 4H). **¹³C NMR (75 MHz, CDCl₃)** δ 144.7 (C), 141.5 (C), 130.9 (C), 125.5 (CH), 107.4 (C), 34.1 (CH₃), 29.3 (CH₂), 25.5 (CH₂), 23.1 (CH₂), 22.2 (CH₂), 13.5 (CH₃).

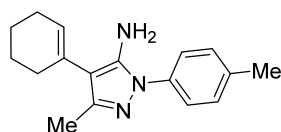
• Compound 3ac:



Following General Procedure i, product **3ac** was synthesized using 0.3 mL (3 mmol) of cyclohexanone (**1a**) with 0.47 g (2 mmol) 5-aminopirazole (**2c**) obtaining 0.10 g (16% rdt.) of the product **3ac** as an orange solid (m.p. = 96-106 °C).

¹H NMR (400 MHz, CDCl₃) δ 7.81 – 7.74 (m, 2H), 7.69 (dd, *J* = 8.6, 1.2 Hz, 2H), 7.53 – 7.44 (m, 2H), 7.41 – 7.34 (m, 2H), 7.34 – 7.27 (m, 2H), 5.84 (tt, *J* = 3.7, 1.7 Hz, 1H), 3.84 (s, 2H), 2.25 (d, *J* = 2.3 Hz, 2H), 2.03 (d, *J* = 1.9 Hz, 2H), 1.68 (t, *J* = 3.2 Hz, 4H). **¹³C NMR (75 MHz, CDCl₃)** δ 149.0 (C), 142.3 (C), 134.0 (C), 134.3 (C), 131.4 (C), 129.4 (CH), 128.1 (CH), 127.49 (CH), 127.46 (CH), 127.2 (CH), 127.0 (CH), 123.6 (CH), 106.4 (C), 29.4 (CH₂), 25.8 (CH₂), 23.1 (CH₂), 22.2 (CH₂).

• Compound 3ad:

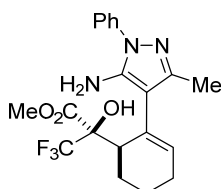


Following General Procedure i, product **3ac** was synthesized using 0.3 mL (3 mmol) of cyclohexanone (**1a**) with 0.37 g (2 mmol) 5-aminopyrazole (**2d**) obtaining 0.25 g (46% rdt.) of the product **3ac** as a yellow solid (m.p. = 91-92 °C).

¹H NMR (300 MHz, CDCl₃) δ 7.43 (d, *J* = 8.4 Hz, 2H), 7.31 – 7.11 (m, 2H), 5.66 (tt, *J* = 3.6, 1.7 Hz, 1H), 3.73 (s, 2H), 2.38 (s, 3H), 2.29 – 2.11 (m, 7H), 1.88 – 1.59 (m, 4H). **¹³C NMR (126 MHz, CDCl₃)** δ 146.8 (C), 141.6 (C), 136.7 (C), 136.4 (C), 130.6 (C), 129.9 (CH), 126.0 (CH), 123.6 (CH), 106.9 (C), 29.3 (CH₂), 25.6 (CH₂), 23.1 (CH₂), 22.3 (CH₂), 21.1 (CH₃), 13.6 (CH₃).

4. CHARACTERIZATION OF PRODUCTS 5

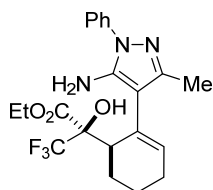
• Compound 5aaa:



Following General Procedure A, product **5aaa** was synthesized as colorless oil in 64% yield (0.128 mmol, 52.4 mg). Diastereoisomeric ratio (7:1) was determined via ¹H-NMR analysis.

¹H NMR (300 MHz, CDCl₃) δ 7.58-7.51 (m, 2H), 7.46 (t, *J* = 7.7 Hz, 2H), 7.37-7.29 (m, 1H), 5.89 (td, *J* = 3.9, 1.4 Hz, H), 4.06 (s, 1H), 3.74 (s, 2H), 3.54 (s, 3H), 3.38-3.30 (m, 1H), 2.19 (ddd, *J* = 7.7, 3.7, 1.9 Hz, 2H), 2.13 (s, 3H), 2.10-1.88 (m, 3H), 1.74-1.52 (m, 1H). **¹³C NMR (75 MHz, CDCl₃)** δ 170.6 (C), 147.5 (C), 143.1 (C), 138.7 (C), 135.5 (CH), 129.5 (CH), 127.2 (CH), 126.4 (C), 123.8 (CH), 123.72 (q, *J* = 288.8 Hz, CF₃), 104.5 (C), 79.5 (q, *J* = 27.4 Hz, C), 53.8 (CH₃), 40.7 (CH), 25.5 (CH₂), 24.7 (q, *J* = 2.5 Hz, CH₂), 19.31 (CH₂), 12.64 (CH₃). **¹⁹F RMN (282 MHz, CDCl₃)** δ -73.51. **HRMS (ESI)** *m/z* 410.1689 [M+H]⁺ C₂₀H₂₃F₃N₃O₃⁺ requires 410,4186.

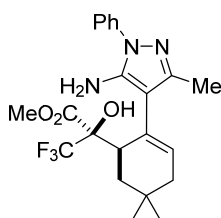
• Compound 5aab:



Following General Procedure A, product **5aab** was synthesized as colorless oil in 56% yield (0.112 mmol, 50.9 mg). Diastereoisomeric ratio (6:1) was determined via $^1\text{H-NMR}$ analysis.

$^1\text{H NMR}$ (500 MHz, CDCl_3) δ 7.52 (dd, $J = 8.6, 1.2$ Hz, 2H), 7.49-7.41 (m, 2H), 7.32 (tt, $J = 7.0, 1.3$ Hz, 1H), 5.88 (td, $J = 3.9, 1.3$ Hz, 1H), 4.10-4.01 (m, 2H), 3.76-3.63 (m, 3H), 3.33 (s, 1H), 2.27-2.16 (m, 2H), 2.13 (s, 3H), 2.12-2.06 (m, 1H), 2.03-1.96 (m, 1H), 1.95-1.82 (m, 1H), 1.63 (dtd, $J = 13.0, 6.8, 2.8$ Hz, 1H), 1.21 (t, $J = 7.2$ Hz, 3H). $^{13}\text{C NMR}$ (75 MHz, CDCl_3) δ 170.1 (C), 147.5 (C), 143.2 (C), 138.6 (C), 135.4 (CH), 129.5 (CH), 127.2 (CH), 126.4 (C), 123.77 (CH), 123.77 (q, $J = 288.9$ Hz, CF_3), 104.6 (C), 79.6 (q, $J = 27.4$ Hz), 63.6 (CH₂), 40.5 (CH), 25.5 (CH₂), 24.7 (q, $J = 2.4$ Hz, CH₂), 19.1 (CH₂), 13.5 (CH₃), 12.7 (CH₃). $^{19}\text{F RMN}$ (282 MHz, CDCl_3) δ -73.04. **HRMS (ESI)** m/z 424.1847 $[\text{M}+\text{H}]^+$ $\text{C}_{21}\text{H}_{25}\text{F}_3\text{N}_3\text{O}_3^+$ requires 424,1843.

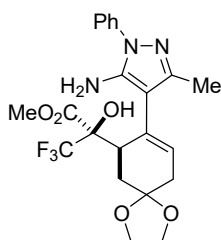
• Compound 5baa:



Following General Procedure A, product **5baa** was synthesized as colorless oil in 54% yield (0.108 mmol, 47.5 mg). Diastereoisomeric ratio (6:1) was determined via $^1\text{H-NMR}$ analysis.

$^1\text{H NMR}$ (300 MHz, CDCl_3) δ 7.54 (dd, $J = 8.4, 1.3$ Hz, 2H), 7.49-7.42 (m, 2H), 7.38-7.29 (m, 1H), 5.78 (dt, $J = 6.1, 2.1$ Hz, 1H), 4.31 (s, 1H), 3.75 (s, 2H), 3.60 (s, 3H), 3.34 (dtt, $J = 9.7, 3.8, 2.0$ Hz, 1H), 2.08 (s, 3H), 2.03 (dd, $J = 4.1, 2.1$ Hz, 1H), 1.91-1.58 (m, 3H), 1.06 (s, 3H), 1.05 (s, 3H). $^{13}\text{C NMR}$ (75 MHz, CDCl_3) δ 170.1 (C), 147.9 (C), 143.1 (C), 138.5 (C), 135.2 (CH), 129.5 (CH), 127.6 (q, $J = 273.5$ Hz, CF_3), 127.4 (CH), 124.1 (CH), 104.0 (C), 79.8 (q, $J = 26.9$ Hz, C), 53.8 (CH₃), 40.8 (CH), 39.0 (CH₂), 36.7 (CH₂), 31.8 (CH₃), 29.2 (C), 24.3 (CH₃), 12.3 (CH₃). $^{19}\text{F RMN}$ (282 MHz, CDCl_3) δ -72.76. **HRMS (ESI)** m/z 438.2005 $[\text{M}+\text{H}]^+$ $\text{C}_{22}\text{H}_{27}\text{F}_3\text{N}_3\text{O}_3^+$ requires 438.1999.

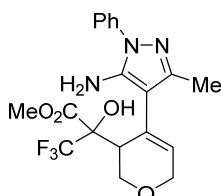
• Compound 5caa:



Following General Procedure A, product **5caa** was synthesized as colorless oil in 29% yield (0.058 mmol, 27.2 mg). Diastereoisomeric ratio (7:1) was determined via $^1\text{H-NMR}$ analysis.

¹H NMR (500 MHz, CDCl₃) δ 7.54 (dd, *J* = 8.6, 1.2 Hz, 1H), 7.48-7.42 (m, 1H), 7.35-7.29 (m, 1H), 5.81 (td, *J* = 3.9, 1.6 Hz, 1H), 5.77 (s, 1H), 4.1-3.96 (m, 4H), 3.83 (s, 2H), 3.77-3.70 (m, 1H), 3.48 (s, 3H), 2.52-2.48 (m, 1H), 2.31-2.25 (m, 1H), 2.19-2.14 (m, 1H), 2.13 (s, 2H). **¹³C NMR (126 MHz, CDCl₃)** δ 168.1 (C), 147.8 (C), 144.0 (C), 138.6 (C), 135.8 (C), 131.8 (CH), 129.5 (CH), 127.2 (CH), 126.6 (C), 123.8 (CH), 106.7 (C), 79.8 (q, *J* = 27.0 Hz, C), 64.9 (CH₂), 64.7 (CH₂), 53.1 (CH₃), 36.5 (CH₂), 32.7 (CH₂), 30.3 (CH), 12.5 (CH₃). **¹⁹F RMN (282 MHz, CDCl₃)** δ -72.77. **HRMS (ESI)** *m/z* 468.1738 [M+H]⁺ C₂₂H₂₅F₃N₃O₅⁺ requires 468.1741.

• Compound 5daa:

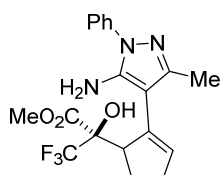


Following General Procedure A, product **5daa** was synthesized as yellow oil in 66% yield (0.132 mmol, 54.2 mg). Diastereoisomeric ratio (1.13:1) was determined via ¹H-NMR analysis.

Diastereoisomer 1: **¹H NMR (400 MHz, CDCl₃)** δ 7.52 (dd, *J* = 8.6, 1.3 Hz, 2H), 7.50-7.43 (m, 2H), 7.37-7.30 (m, 1H), 5.96 (dt, *J* = 2.9, 1.5 Hz, 1H), 4.70 (s, 1H), 4.45 (d, *J* = 12.5 Hz, 1H), 4.42-4.30 (m, 2H), 3.94-3.88 (m, 1H), 3.83 (d, *J* = 2.5 Hz, 2H), 3.43 (s, 3H), 3.28 (s, 1H), 2.18 (s, 3H). **¹³C NMR (75 MHz, CDCl₃)** δ 167.8 (C), 147.2 (C), 143.7 (C), 138.4 (C), 130.9 (CH), 129.60 (CH), 127.3 (CH), 125.7 (C), 123.8 (q, *J* = 284.8 Hz, CF₃), 123.6 (CH), 102.4 (C), 79.80 (q, *J* = 28.0 Hz, C), 66.6 (CH₂), 66.0 (CH₂), 53.0 (CH₃), 39.5 (CH), 13.0 (CH₃). **¹⁹F RMN (282 MHz, CDCl₃)** δ -73.62. **HRMS (ESI)** *m/z* 412.1482 [M+H]⁺ C₁₉H₂₁F₃N₃O₄⁺ requires 412.1479.

Diastereoisomer 2: **¹H NMR (400 MHz, CDCl₃)** δ 7.54 (d, *J* = 7.5 Hz, 2H), 7.46 (t, *J* = 7.6 Hz, 2H), 7.32 (t, *J* = 7.4 Hz, 1H), 5.92 (t, *J* = 2.3 Hz, 1H), 4.34 (d, *J* = 2.9 Hz, 1H), 4.32 (t, *J* = 2.3 Hz, 1H), 4.29-4.24 (m, 1H), 4.17 (d, *J* = 12.2 Hz, 1H), 3.92 (s, 2H), 3.85 (d, *J* = 1.1 Hz, 3H), 3.79 (dd, *J* = 12.2, 2.7 Hz, 1H), 3.16 (s, 1H), 2.21 (s, 3H). **¹³C NMR (75 MHz, CDCl₃)** δ 169.8 (C), 146.6 (C), 142.6 (C), 138.5 (C), 129.9 (CH), 129.5 (CH), 127.2 (CH), 125.8 (C), 123.7 (CH), 104.4 (C), 80.2 (q, *J* = 28.8 Hz, C), 66.3 (CH₂), 65.8 (CH₂), 53.8 (CH₃), 40.2 (CH), 13.3 (CH₃). **¹⁹F RMN (282 MHz, CDCl₃)** δ -74.68. **HRMS (ESI)** *m/z* 412.1485 [M+H]⁺ C₁₉H₂₁F₃N₃O₄⁺ requires 412.1479.

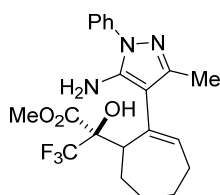
• Compound 5faa:



Following General Procedure A, product **5faa** was synthesized as orange oil in 27% yield (0.054 mmol, 21.3 mg). Diastereoisomeric ratio (6:1) was determined via $^1\text{H-NMR}$ analysis.

$^1\text{H NMR}$ (300 MHz, CDCl_3) δ 7.53 (dd, $J = 8.6, 1.4$ Hz, 2H), 7.47 (t, $J = 7.6$ Hz, 2H), 7.37-7.29 (m, 1H), 5.91 (q, $J = 2.2$ Hz, 1H), 3.93 (s, 1H), 3.78-3.69 (m, 2H), 3.50 (s, 3H), 2.57 (dddd, $J = 17.5, 6.4, 5.1, 2.5$ Hz, 1H), 2.49-2.35 (m, 2H), 2.23-2.15 (m, 1H), 2.13 (s, 3H), 2.04-1.87 (m, 1H). $^{13}\text{C NMR}$ (75 MHz, CDCl_3) δ 170.2 (C), 147.8 (C), 143.4 (C), 138.5 (C), 136.7 (CH), 131.5 (C), 129.5 (CH), 127.3 (CH), 123.8 (CH), 99.5 (C), 78.8 (q, $J = 27.6$ Hz, C), 53.7 (CH_3), 49.5 (CH), 31.9 (CH_2), 25.0 (q, $J = 2.5$ Hz, CH_2), 12.7 (CH_3). $^{19}\text{F RMN}$ (282 MHz, CDCl_3) δ -74.65. HRMS (ESI) m/z 447,1526 $[\text{M}+\text{H}]^+$ $\text{C}_{19}\text{H}_{21}\text{F}_3\text{N}_3\text{O}_3^+$ requires 396.1530.

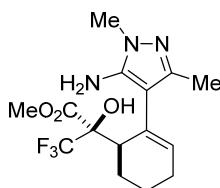
• Compound 5gaa:



Following General Procedure A, product **5gaa** was synthesized as orange oil in 80% yield (0.160 mmol, 68.0 mg). Diastereoisomeric ratio (6:1) was determined via $^1\text{H-NMR}$ analysis.

$^1\text{H NMR}$ (300 MHz, CDCl_3) δ 7.51 (dd, $J = 8.6, 1.4$ Hz, 2H), 7.48- 7.40 (m, 2H), 7.34-7.28 (m, 1H), 5.94 (dd, $J = 8.9, 5.2$ Hz, 1H), 4.02 (s, 1H), 3.71 (s, 2H), 3.46 (t, $J = 6.3$ Hz, 1H), 3.34 (s, 3H), 2.85- 2.66 (m, 1H), 2.21 (s, 3H), 2.18-1.96 (m, 3H), 1.92-1.69 (m, 3H), 1.51-1.36 (m, 1H). $^{13}\text{C NMR}$ (101 MHz, CDCl_3) δ 171.1 (C), 147.2 (C), 142.4 (C), 138.6 (C), 136.5 (CH), 130.0 (C), 129.5 (CH), 127.0 (CH), 123.6 (q, $J = 288.0$ Hz, CF_3), 123.3 (CH), 107.3 (C), 80.7 (q, $J = 28.2$ Hz, C), 53.5 (CH_3), 47.0 (CH), 26.7 (CH_2), 26.4 (CH_2), 26.1 (CH_2), 24.6 (CH_2), 13.4 (CH_3). $^{19}\text{F RMN}$ (282 MHz, CDCl_3) δ -73.52. HRMS (ESI) m/z 424.1849 $[\text{M}+\text{H}]^+$ $\text{C}_{21}\text{H}_{25}\text{F}_3\text{N}_3\text{O}_3^+$ requires 424.1843.

• Compound 5aba:

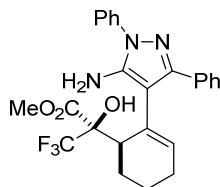


Following General Procedure A, product **5aba** was synthesized as yellow solid in 46% yield (0.092 mmol, 32.2 mg) (m. p.= 99-107 $^\circ\text{C}$). Diastereoisomeric ratio (4:1) was determined via $^1\text{H-NMR}$ analysis.

$^1\text{H NMR}$ (400 MHz, CDCl_3) δ 5.75 (td, $J = 3.9, 1.3$ Hz, 1H), 3.98 (s, 1H), 3.56 (s, 3H), 3.48-3.36 (m, 5H), 3.27 (tq, $J = 5.3, 1.8$ Hz, 1H), 2.21-2.12 (m, 2H), 2.04 (s, 3H), 2.02-1.93 (m, 2H), 1.91-1.80 (m, 1H), 1.59 (tdq, $J = 9.0, 5.9, 2.8$ Hz, 1H). $^{13}\text{C NMR}$ (75 MHz, CDCl_3) δ 170.7 (C), 145.3 (C), 143.1 (C), 134.9 (CH), 126.7 (C), 123.75 (q, $J = 289.1$ Hz, CF_3), 105.1

(C), 79.6 (q, $J = 27.4$ Hz, C), 53.7 (CH₃), 40.6 (CH), 34.1 (CH₃), 25.5 (CH₂), 24.7 (q, $J = 2.3$ Hz, CH₂), 19.1 (CH₂), 12.6 (CH₃). **¹⁹F RMN (282 MHz, CDCl₃)** δ -73.55. **HRMS (ESI)** m/z 348.1531 [M+H]⁺ C₁₅H₂₀F₃N₃O₃⁺ requires 348.1530.

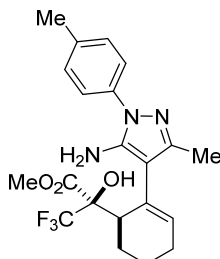
• **Compound 5aca:**



Following General Procedure A, product **5aca** was synthesized as yellow solid in 41% yield (0.082 mmol, 39.3 mg) (m. p.= 186-200 °C). Diastereoisomeric ratio (6:1) was determined via ¹H-NMR analysis.

¹H NMR (300 MHz, CDCl₃) δ 7.84-7.77 (m, 2H), 7.64 (dd, $J = 8.5, 1.2$ Hz, 2H), 7.50 (t, $J = 7.7$ Hz, 2H), 7.43-7.28 (m, 4H), 6.13 (td, $J = 3.8, 1.1$ Hz, 1H), 4.05 (s, 1H), 3.83 (s, 2H), 3.48 (s, 3H), 3.11 (s, 1H), 2.36-2.28 (m, 2H), 2.17-1.94 (m, 2H), 1.88-1.60 (m, 2H). **¹³C NMR (126 MHz, CDCl₃)** δ 170.9 (C), 148.5 (C), 144.1 (C), 138.7 (C), 135.5 (CH), 133.8 (C), 129.6 (CH), 128.4 (CH), 127.8(CH), 127.6 (CH), 127.4 (C), 126.3 (CH), 124.1 (CH), 123.6 (q, $J = 288.9$ Hz, CF₃), 103.3 (C), 79.6 (q, $J = 27.7$ Hz, C), 53.9 (CH₃), 40.2 (CH), 25.8 (CH₂), 24.9 (q, $J = 1.8$ Hz, CH₂), 18.4 (CH₂). **¹⁹F RMN (282 MHz, CDCl₃)** δ -73.71. **HRMS (ESI)** m/z 348.1531 [M+H]⁺ C₁₅H₂₀F₃N₃O₃⁺ requires 348.1530.

• **Compound 5ada:**

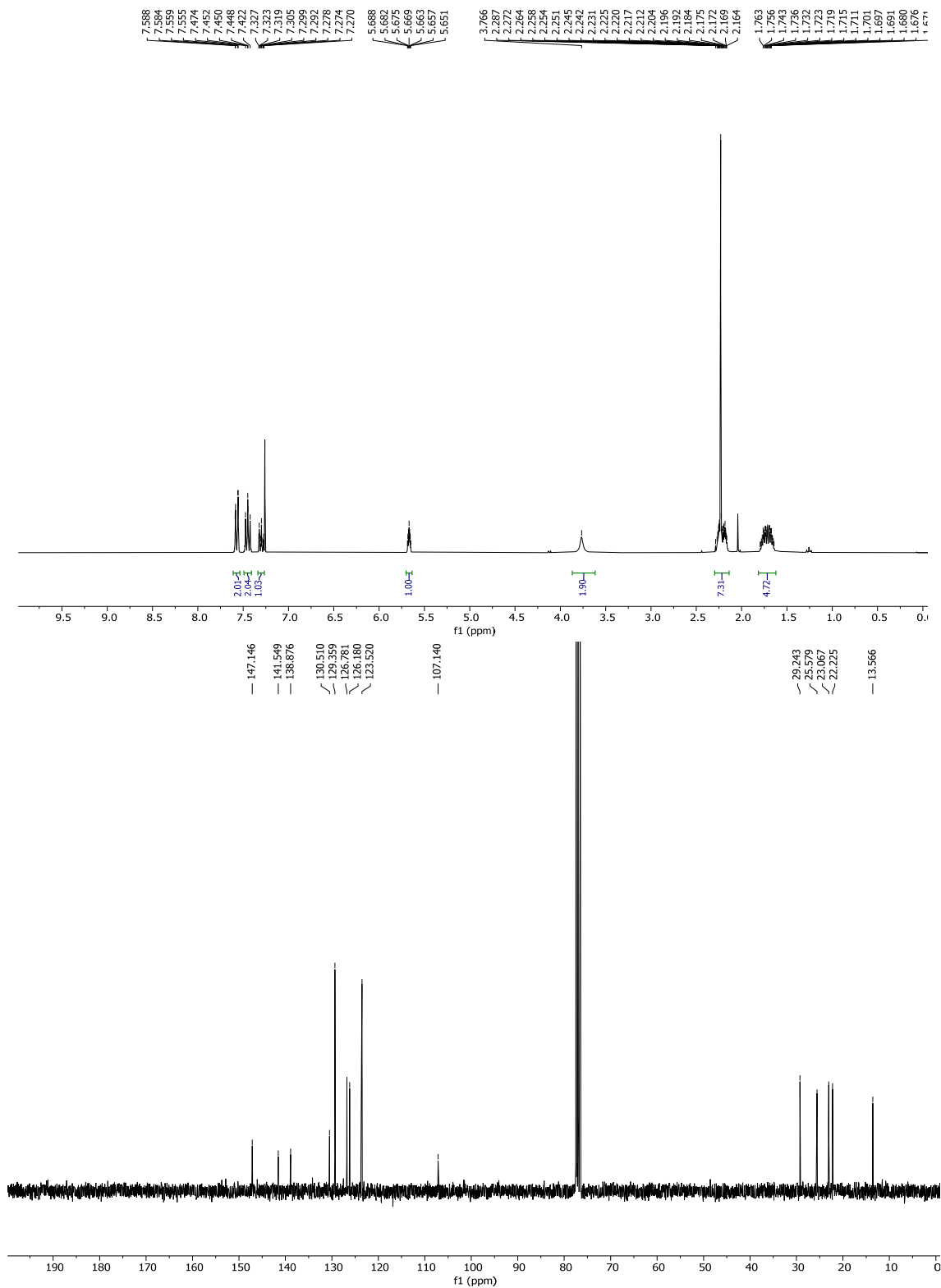
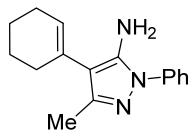


Following General Procedure A, product **5ada** was synthesized as yellow solid in 45% yield (0.09 mmol, 38.2 mg) (m. p.= 163-167 °C). Diastereoisomeric ratio (7:1) was determined via ¹H-NMR analysis.

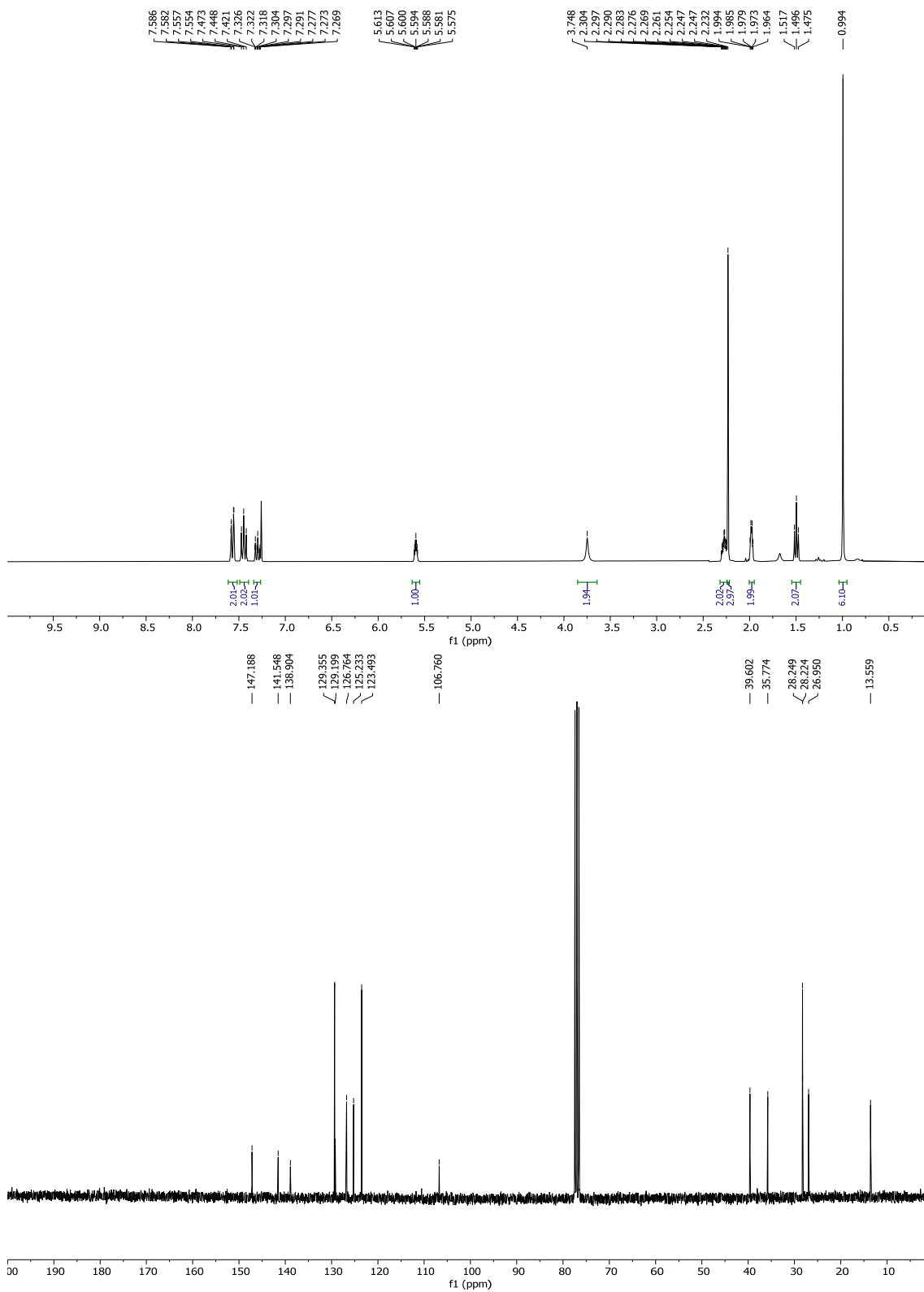
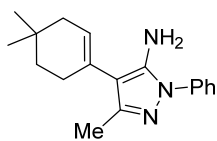
¹H NMR (300 MHz, CDCl₃) δ 7.39 (d, $J = 8.3$ Hz, 2H), 7.25 (d, $J = 8.0$ Hz, 2H), 5.88 (td, $J = 3.9, 1.4$ Hz, 1H), 4.07 (s, 1H), 3.70 (s, 2H), 3.53 (s, 3H), 3.37-3.30 (m, 1H), 2.39 (s, 3H), 2.19 (dd, $J = 6.2, 3.6$ Hz, 2H), 2.12 (s, 3H), 2.07-1.84 (m, 3H), 1.73-1.55 (m, 1H). **¹³C NMR (126 MHz, CDCl₃)** δ 170.6 (C), 147.3 (C), 143.1 (C), 137.3 (C), 136.0 (C), 135.5 (CH), 130.1 (CH), 126.4 (C), 123.9 (CH), 123.8 (q, $J = 288.8$ Hz, CF₃), 104.3 (C), 79.7 (q, $J = 27.3$ Hz, C), 53.8 (CH₃), 40.8 (CH), 25.6 (CH₂), 24.7 (q, $J = 2.4$ Hz, CH₂), 21.1 (CH₃), 19.4 (CH₂), 12.6 (CH₃). **¹⁹F RMN (282 MHz, CDCl₃)** δ -73.51. **HRMS (ESI)** m/z 424.1839 [M+H]⁺ C₂₁H₂₅F₃N₃O₃⁺ requires 424.1843.

5. NMR DATA

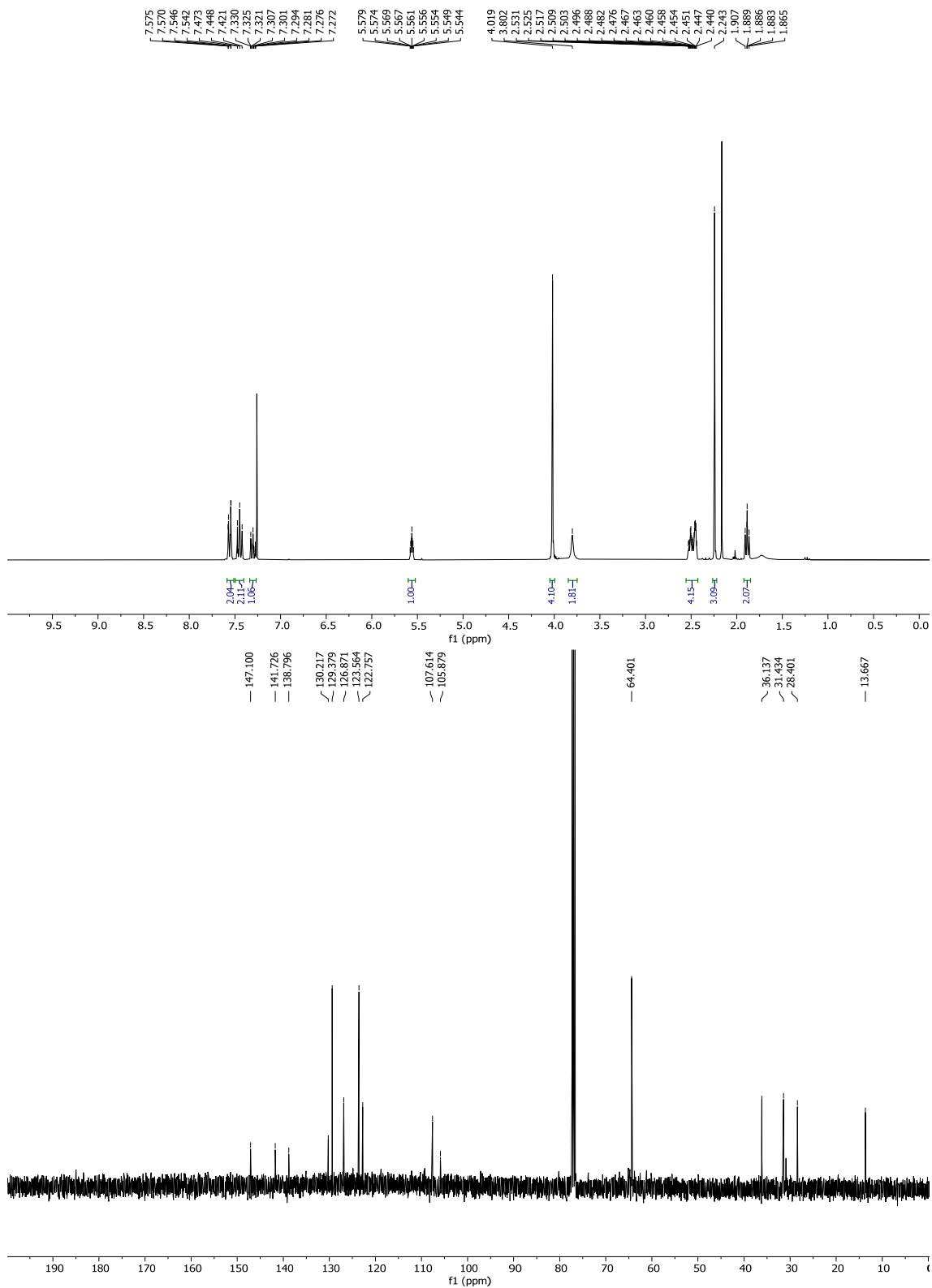
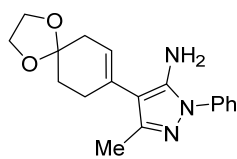
• Compound 3aa:



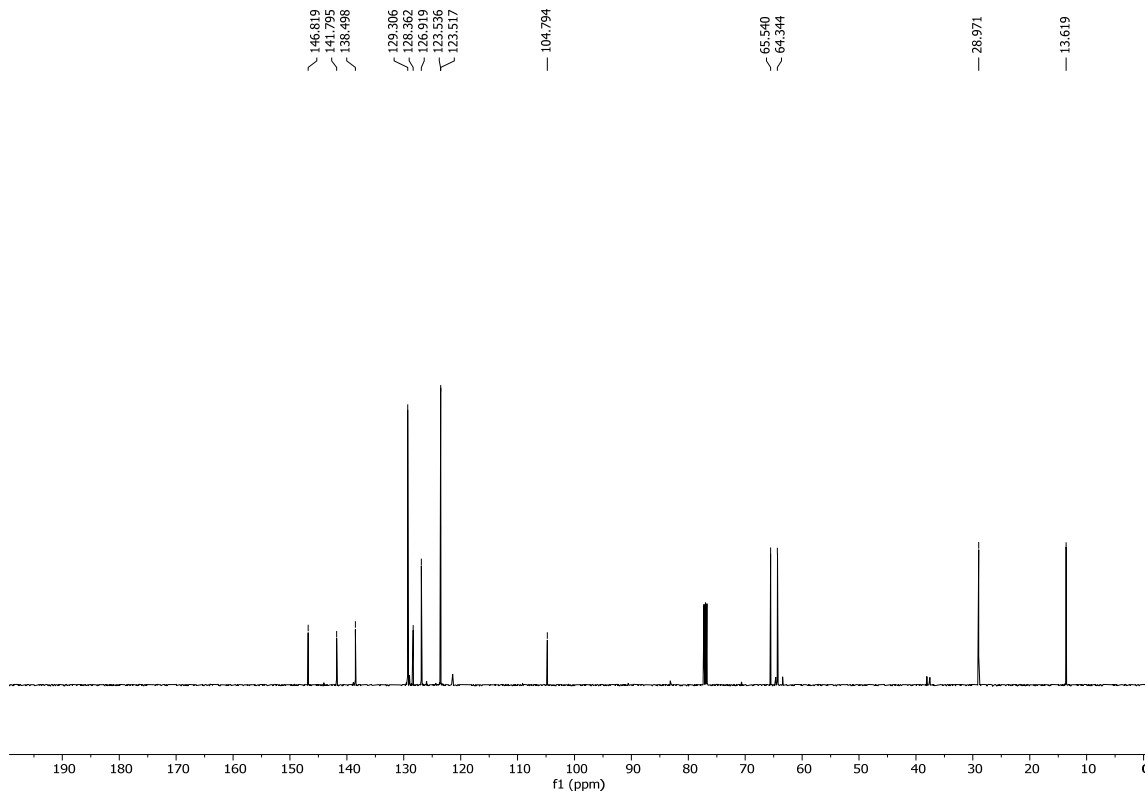
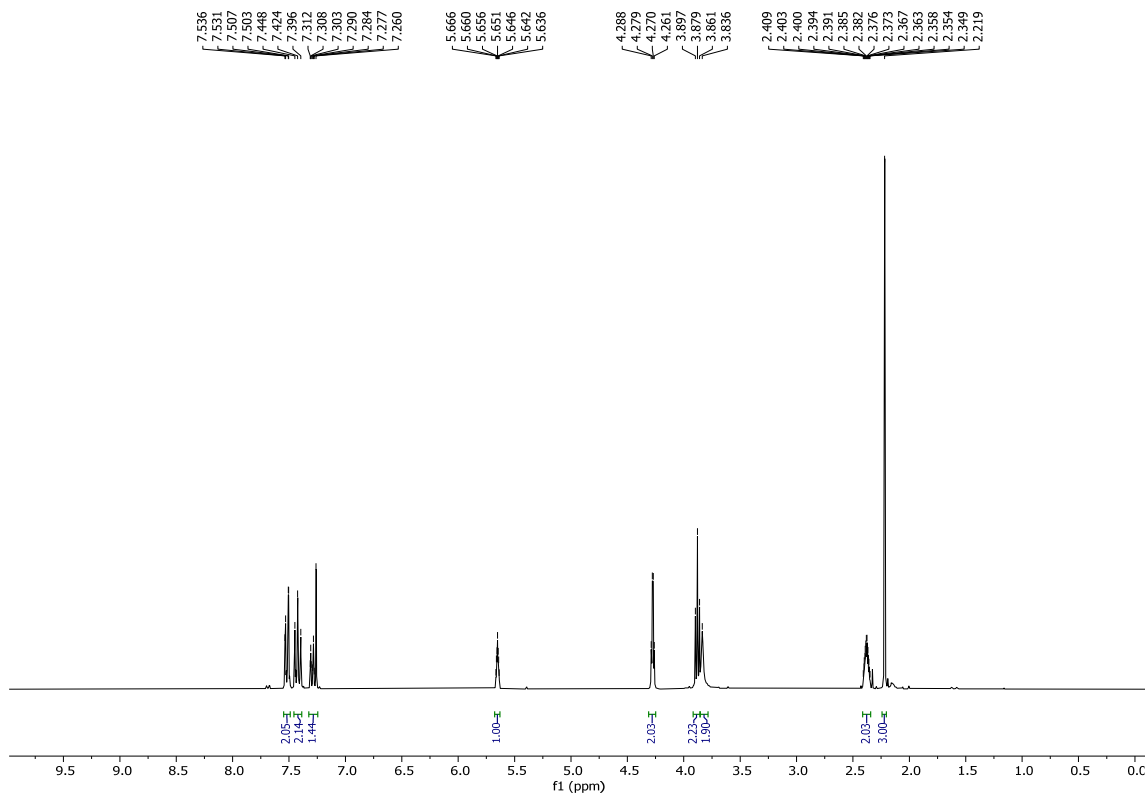
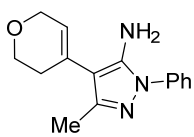
• Compound 3ba:



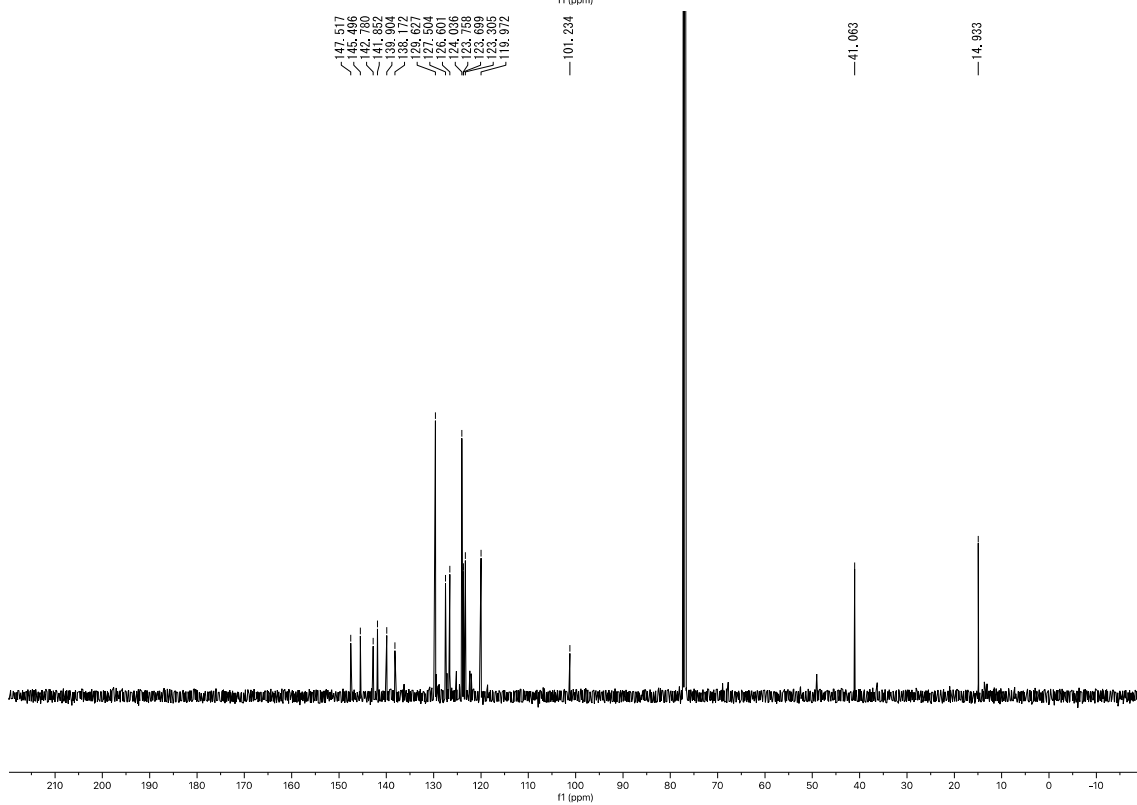
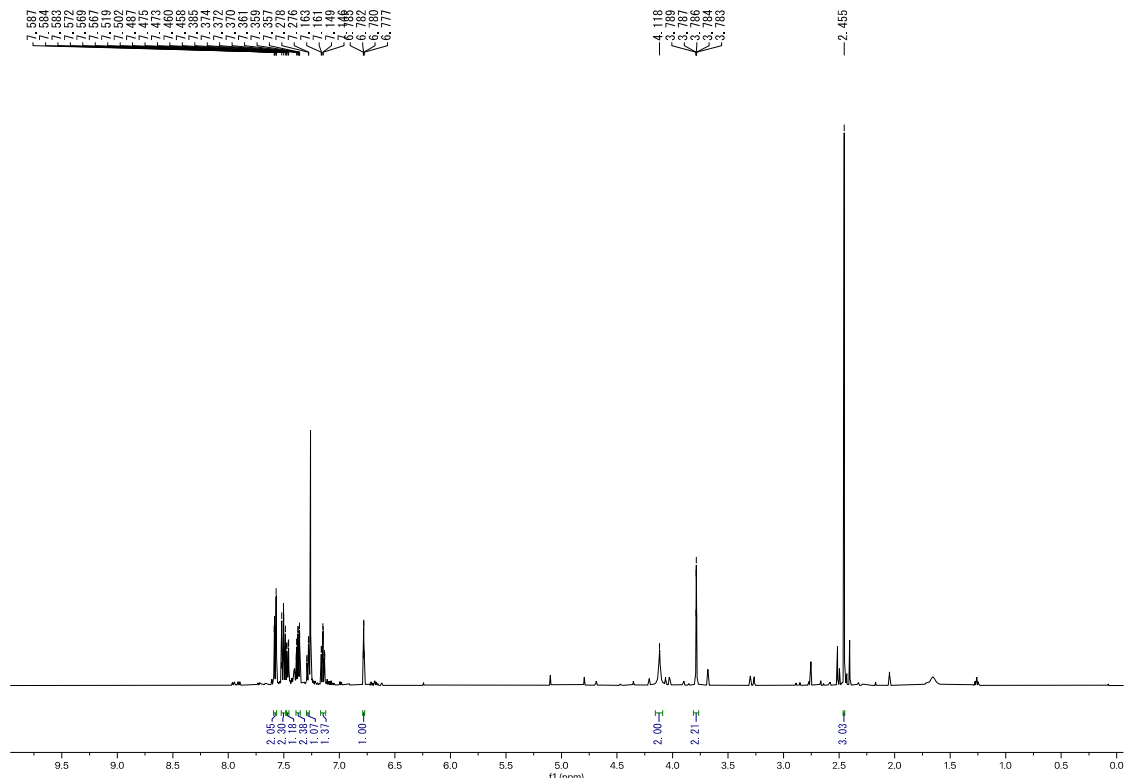
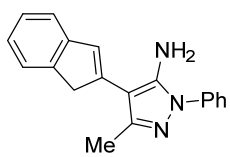
• Compound 3ca:



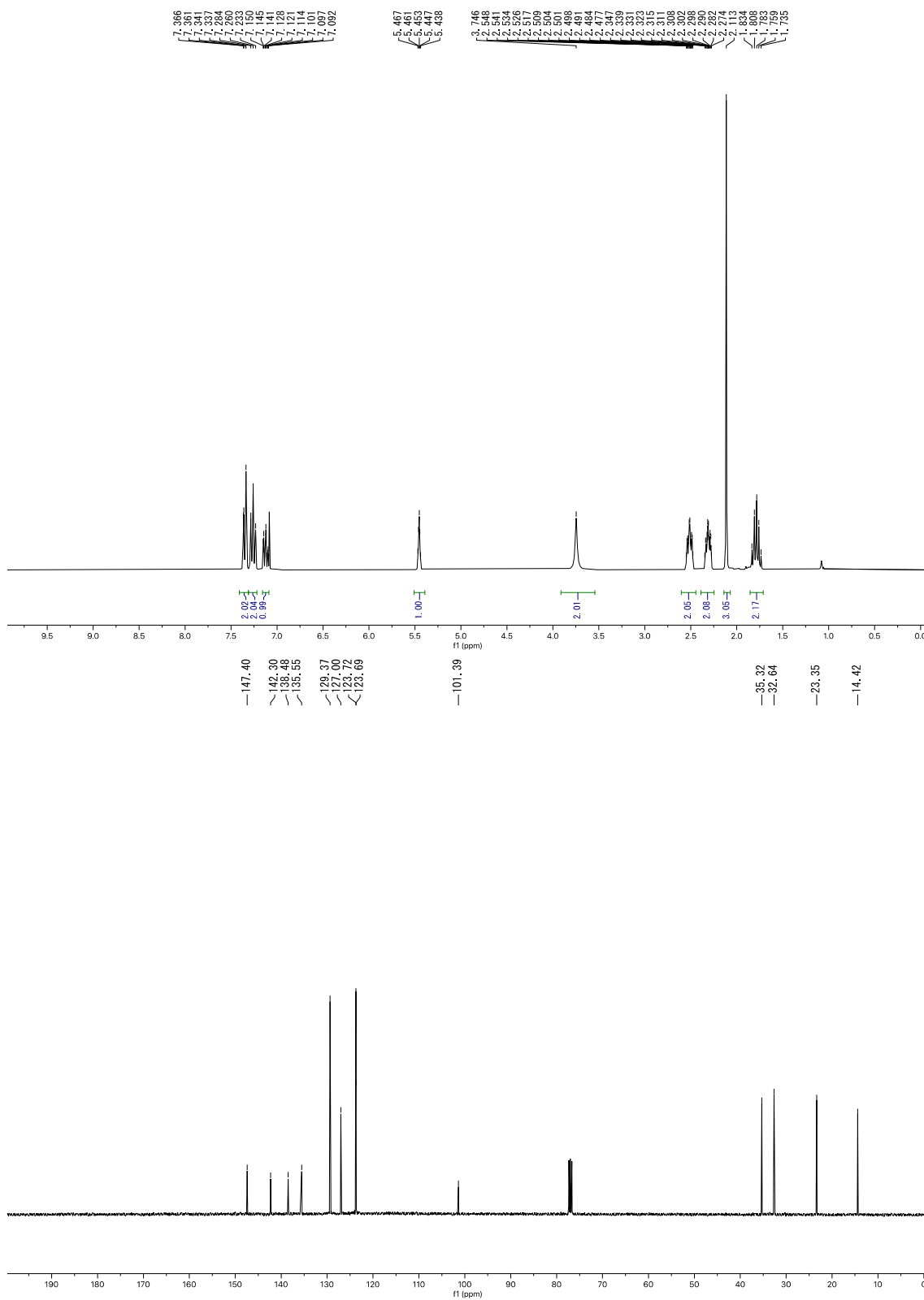
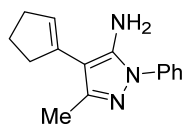
• Compound 3da:



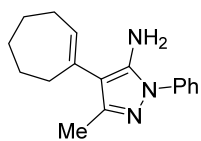
• Compound 3ea:



• Compound 3fa:



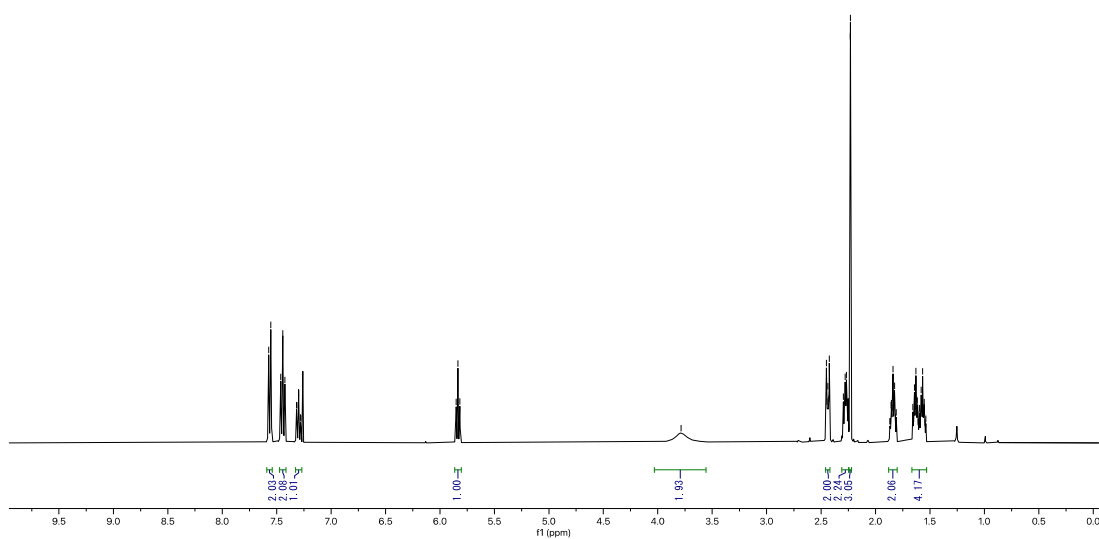
• Compound 3ga:



7.573
7.552
7.463
7.444
7.424
7.374
7.315
7.299
7.286
7.278

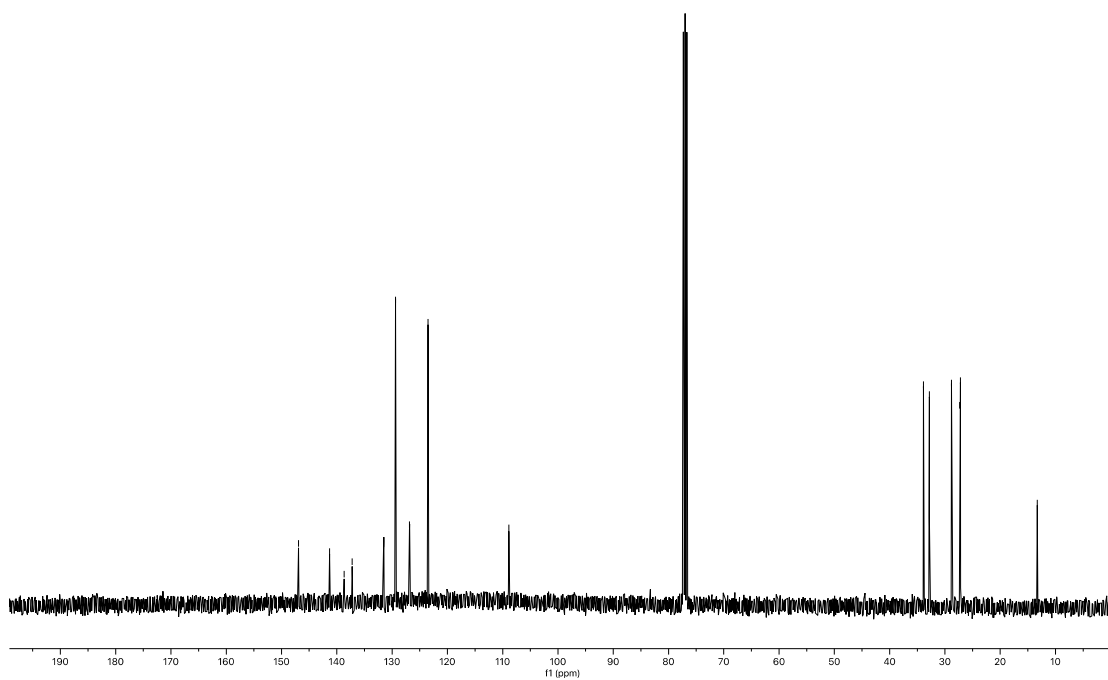
5.852
5.835
5.818

3.786
3.767
3.746
3.739
3.724
3.704
3.686
3.279
3.267
3.250
3.230
1.869
1.861
1.854
1.847
1.840
1.834
1.818
1.811
1.657
1.652
1.649
1.636
1.629
1.622
1.616
1.613
1.606
1.600
1.585
1.581
1.574
1.567
1.559
1.554
1.551
1.545
1.541
1.538

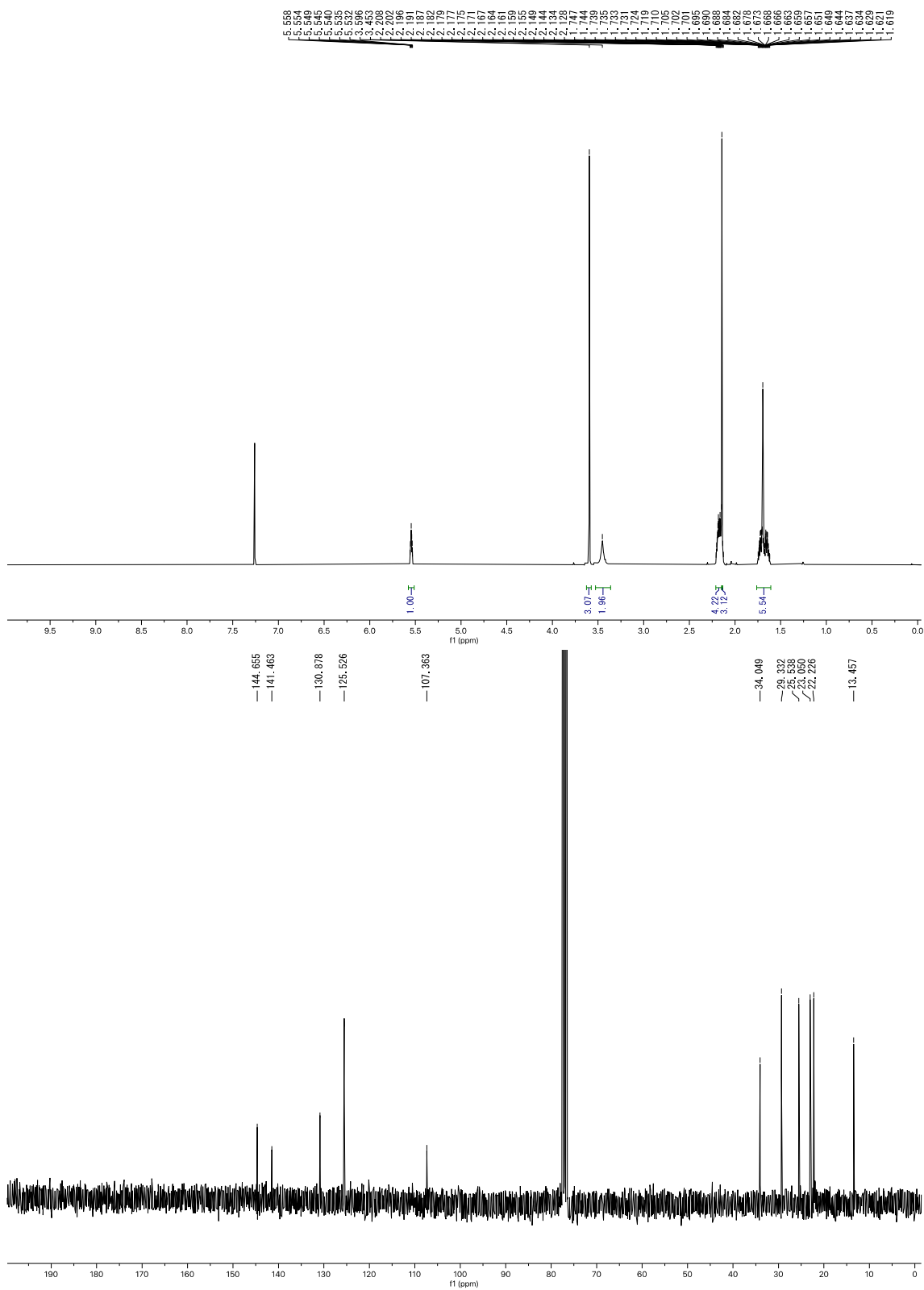
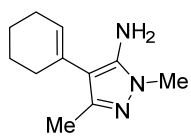


146.929
141.914
138.687
137.213
131.530
129.368
126.886
123.494
108.888

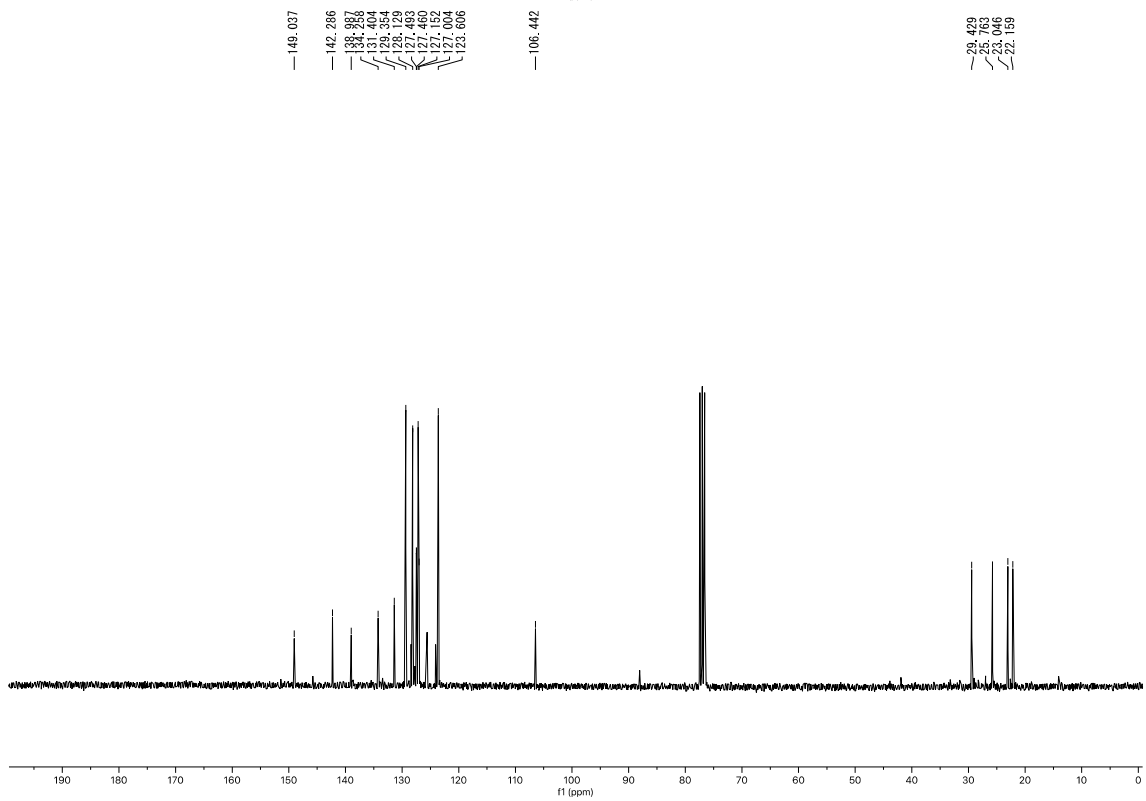
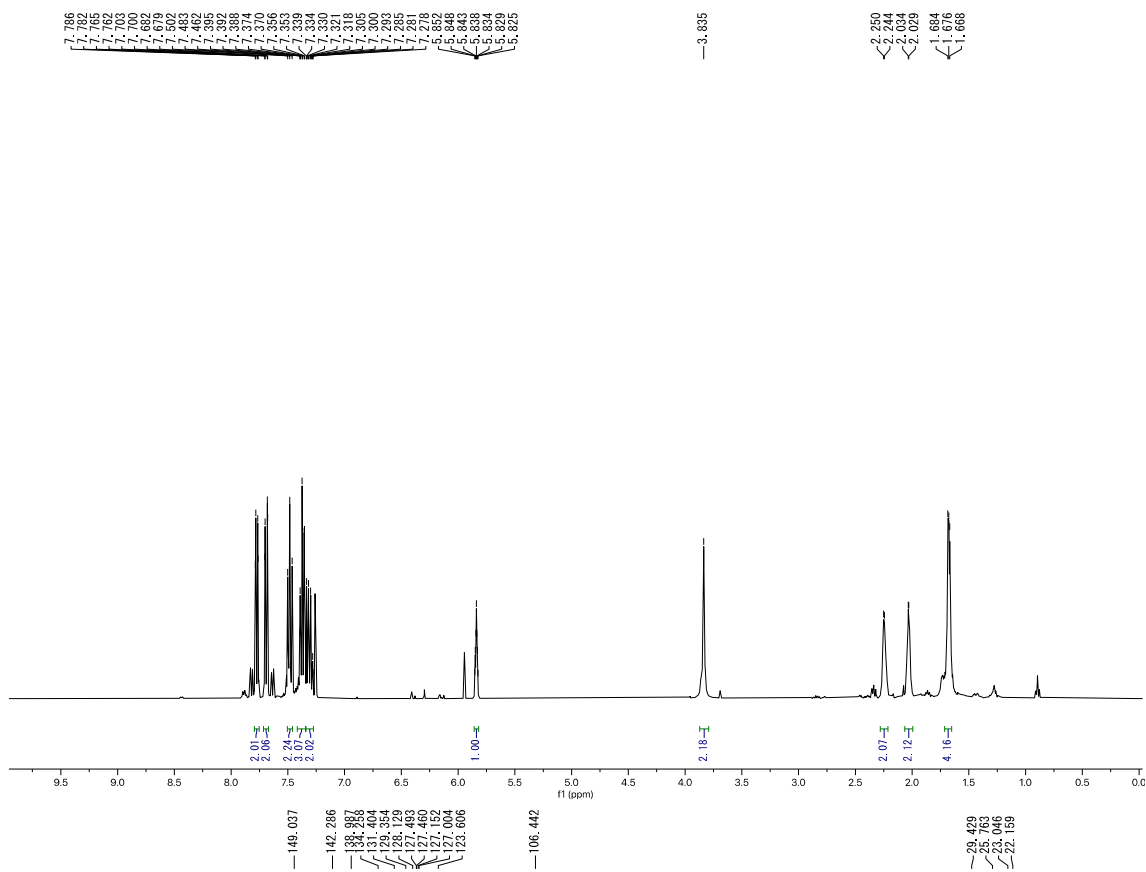
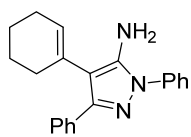
33.891
33.835
29.835
27.329
27.191
13.304



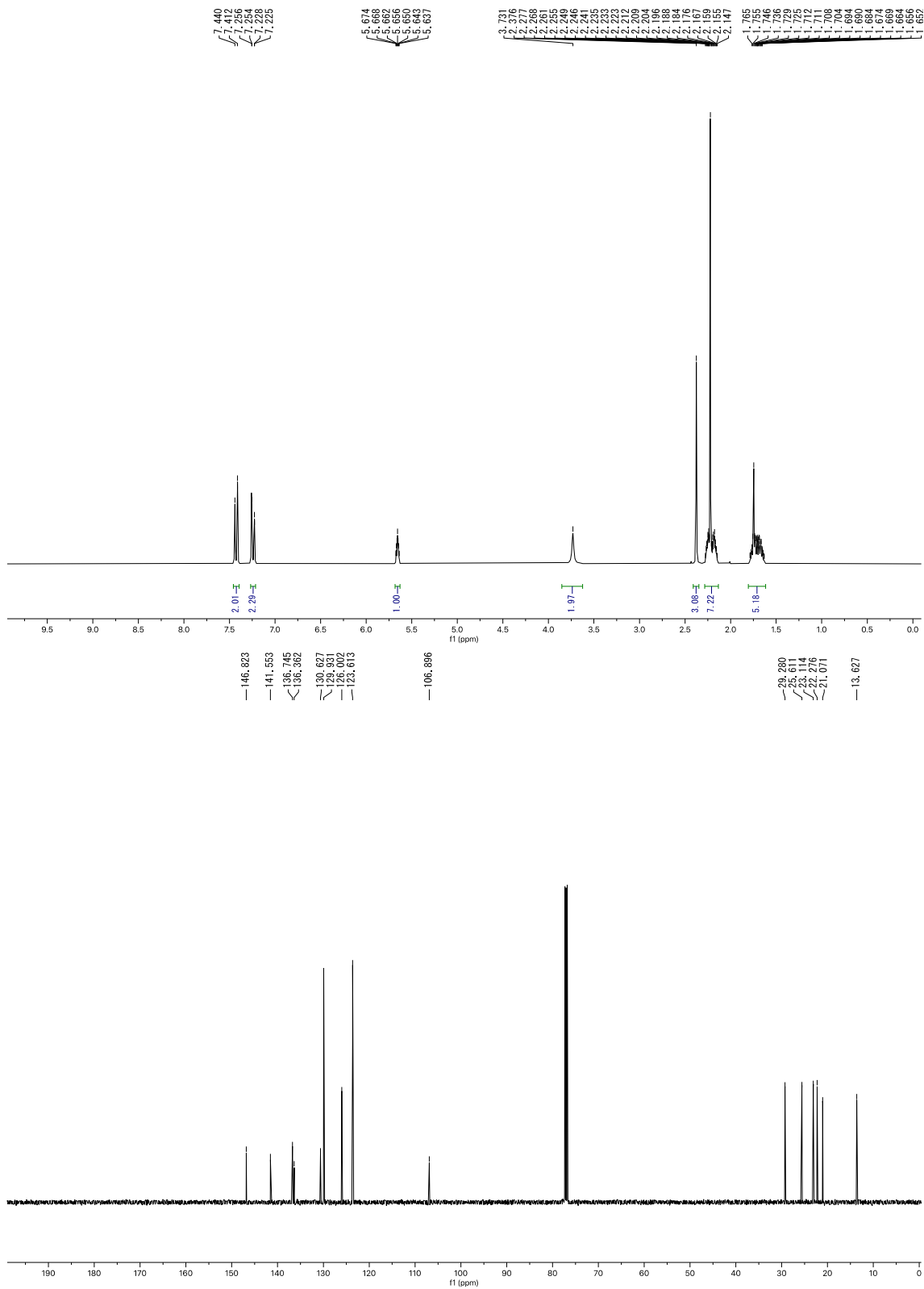
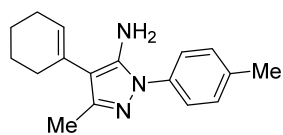
• Compound 3ab:



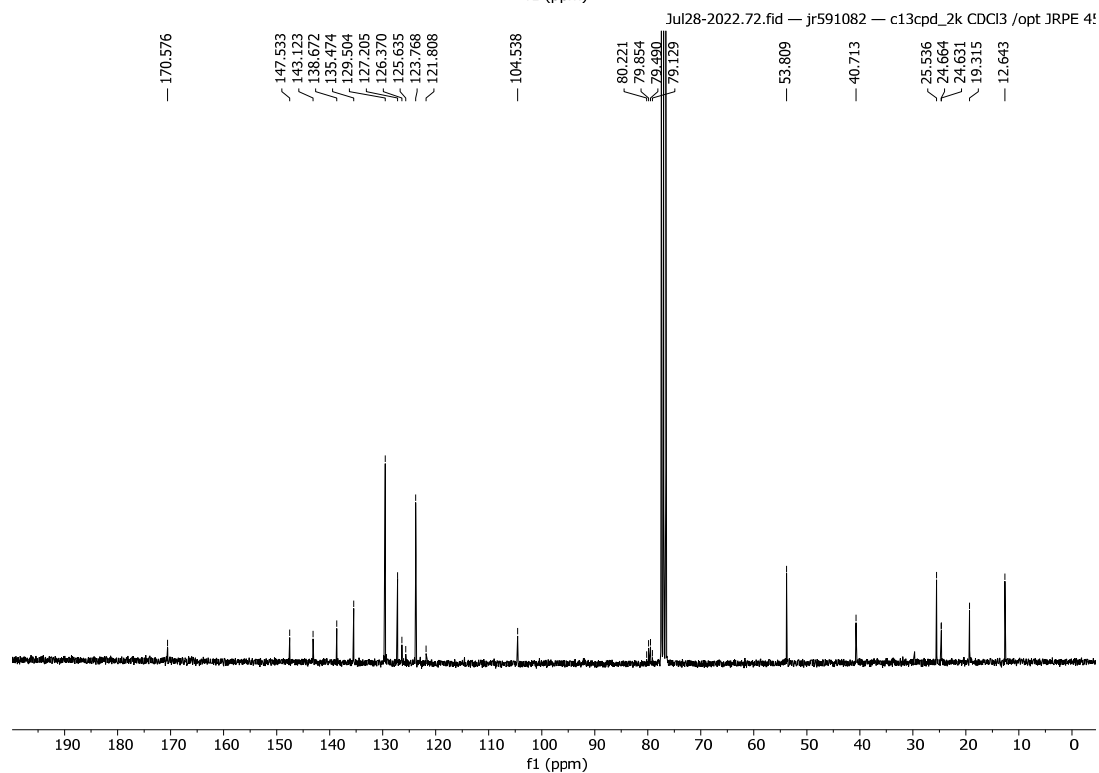
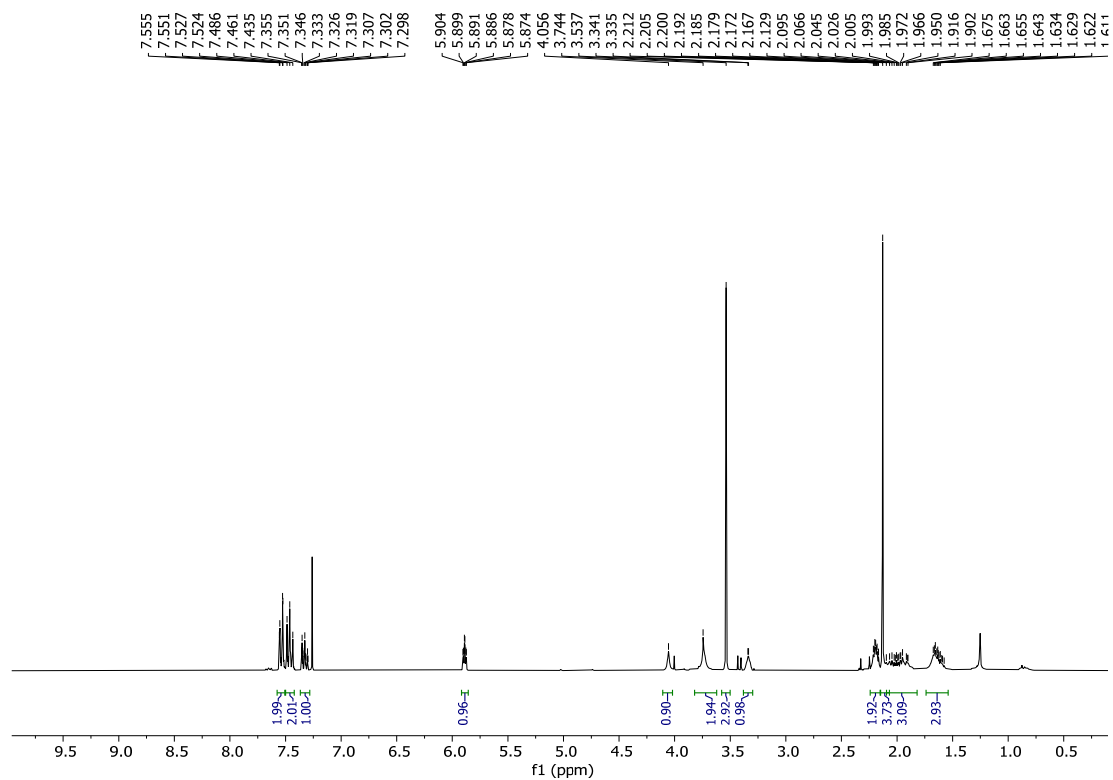
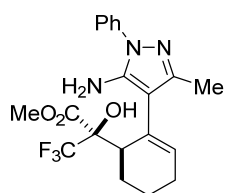
• Compound 3ac:



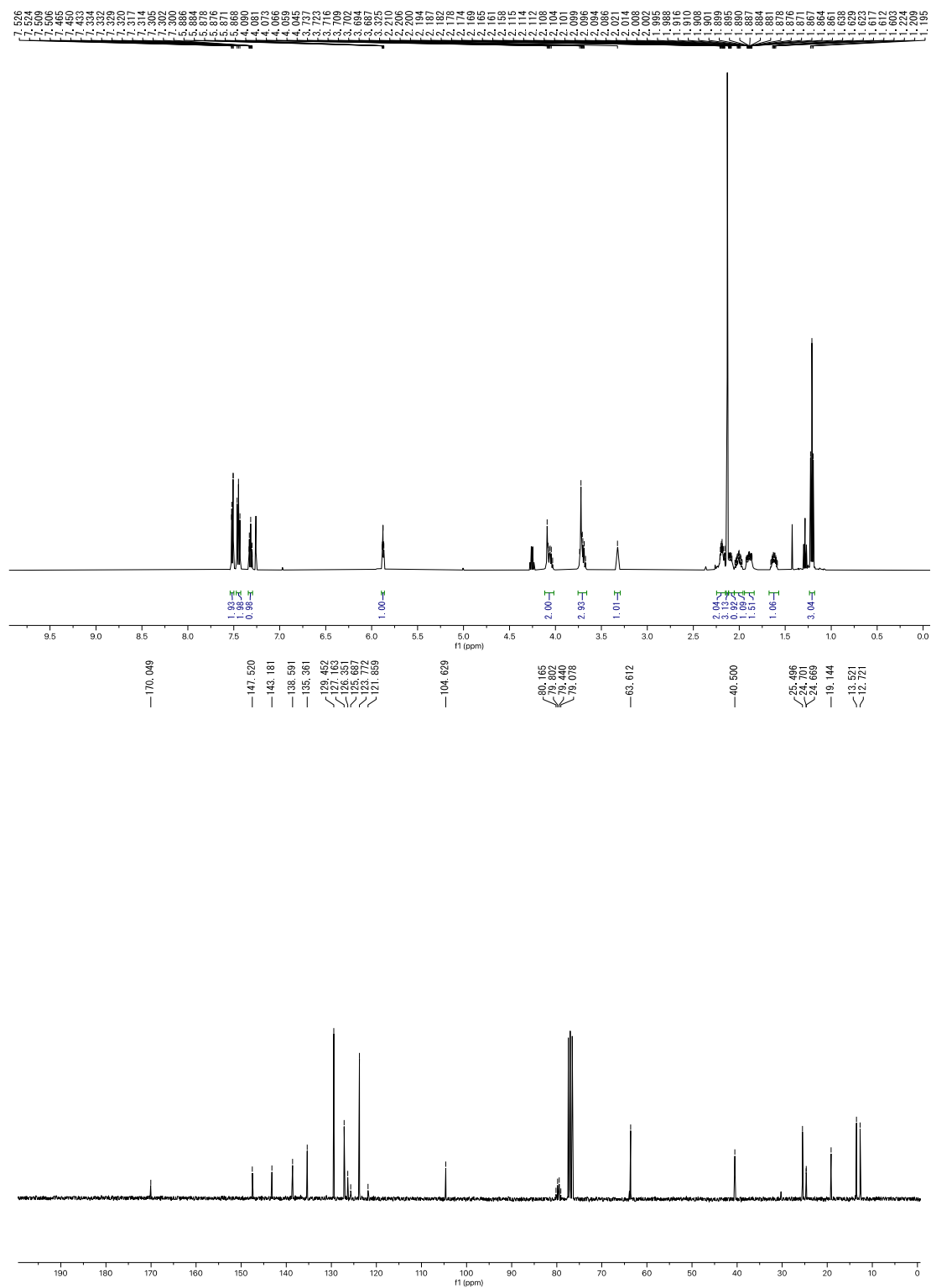
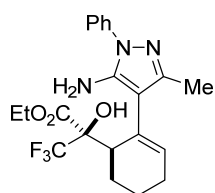
• Compound 3ad:



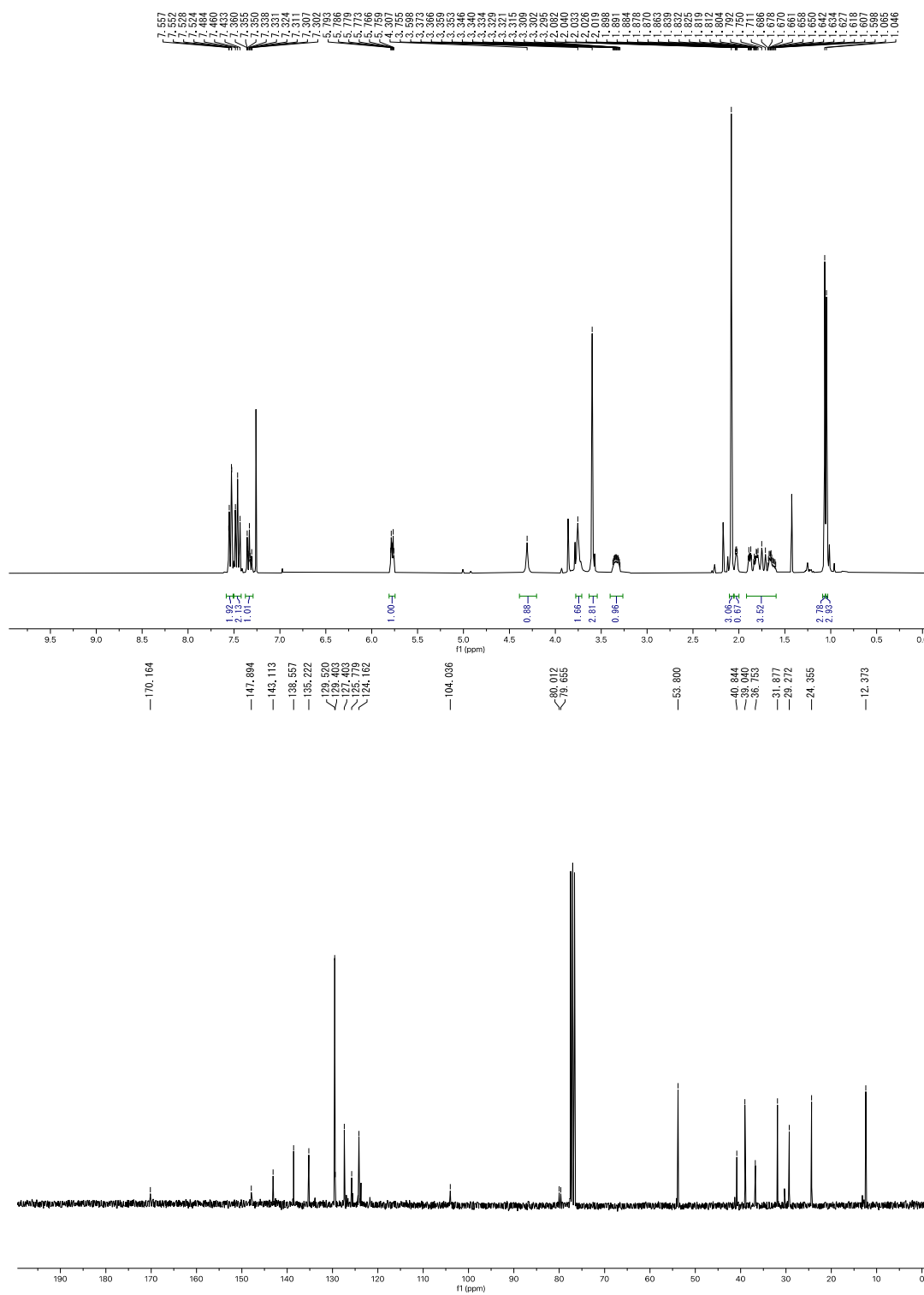
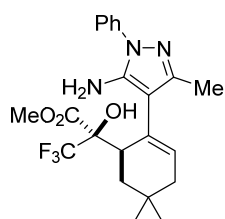
• Compound 5aaa:



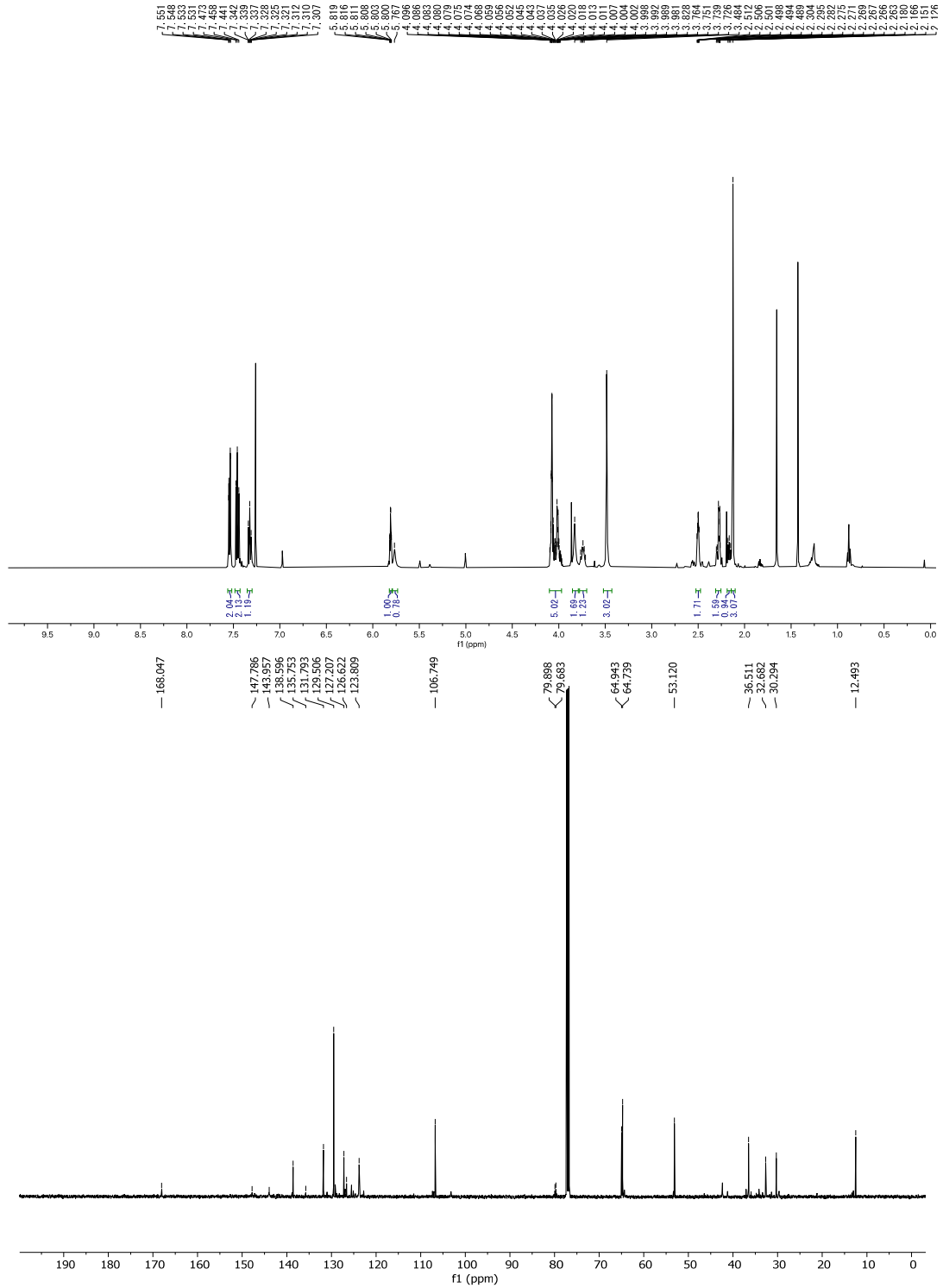
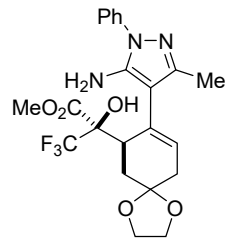
• Compound 5aab:



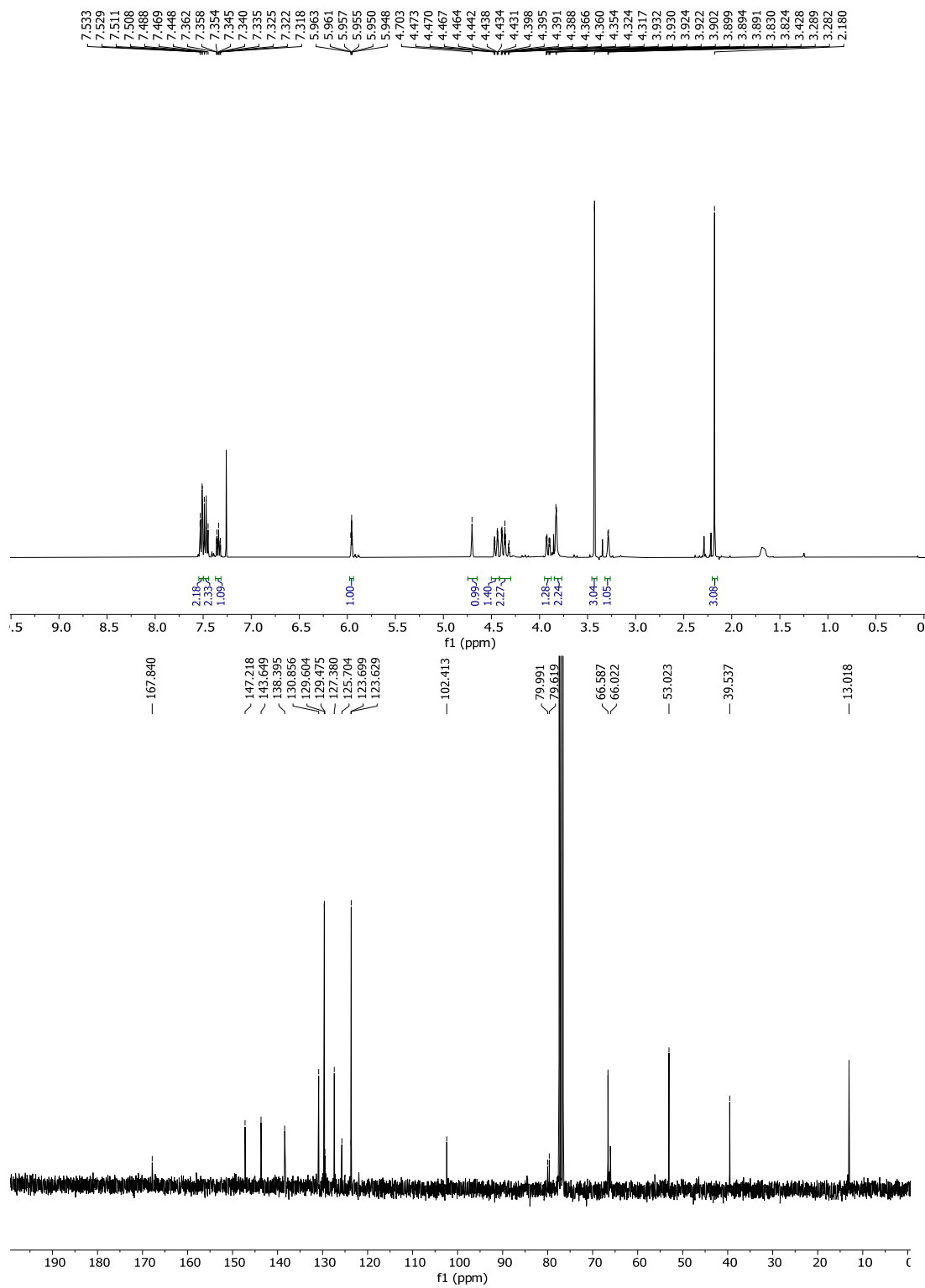
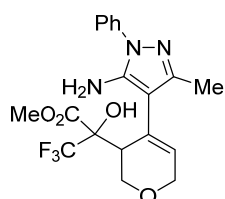
• Compound 5baa:



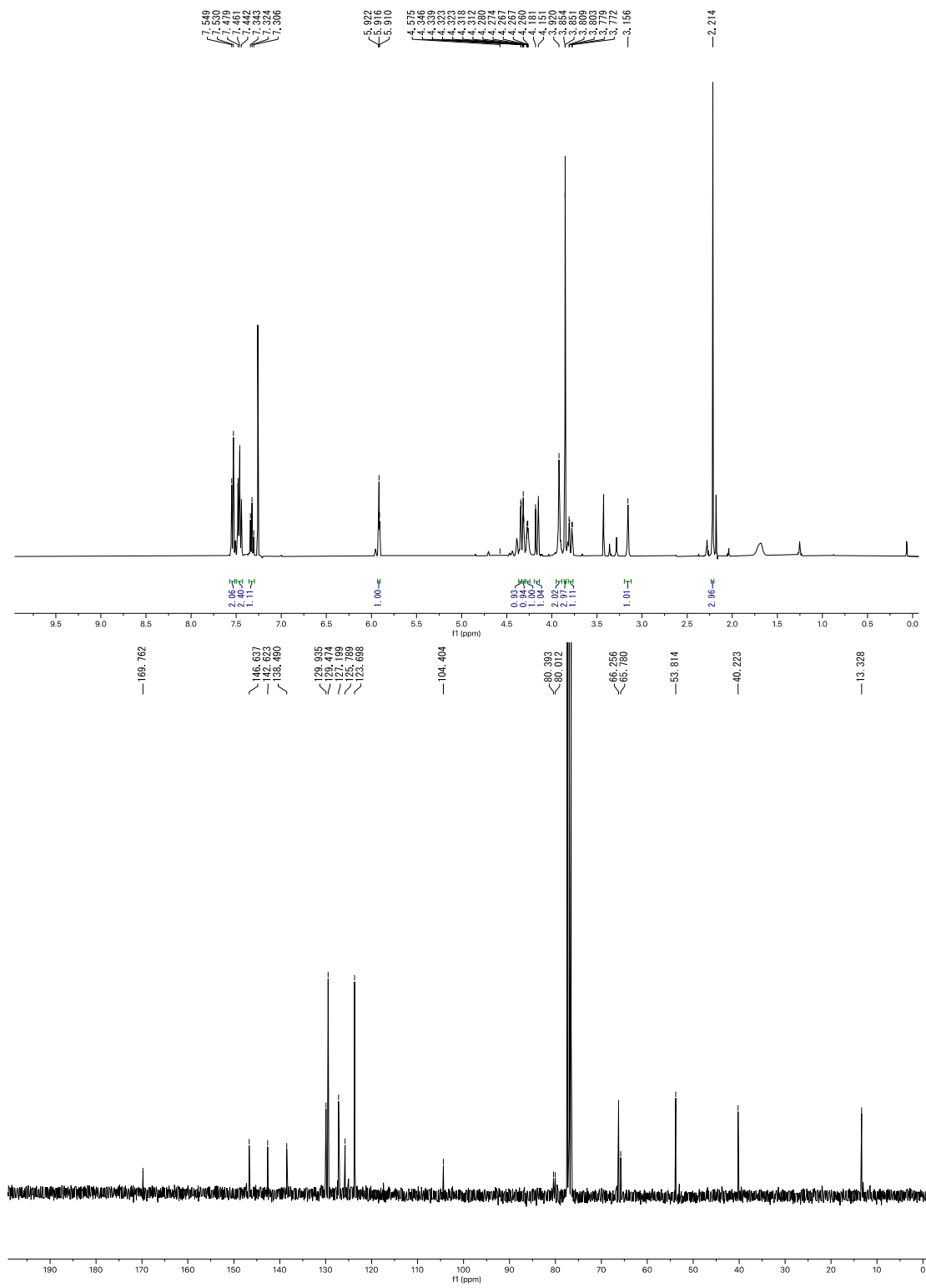
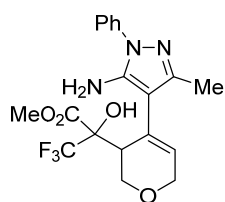
• Compound 5caa:



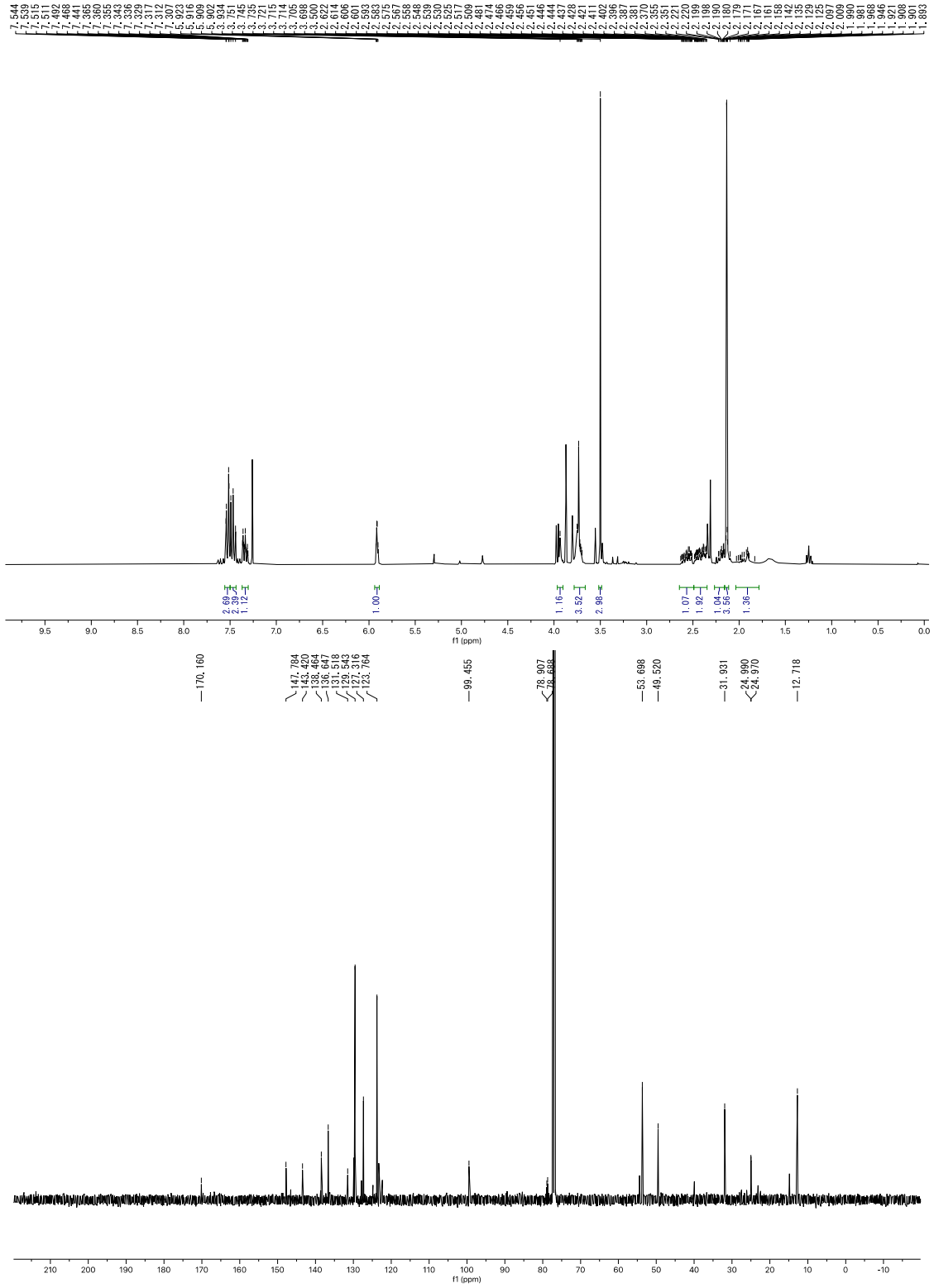
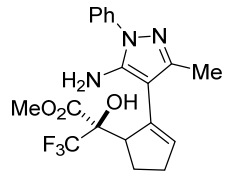
• **Compound 5daa-diastereoisomer 1:**



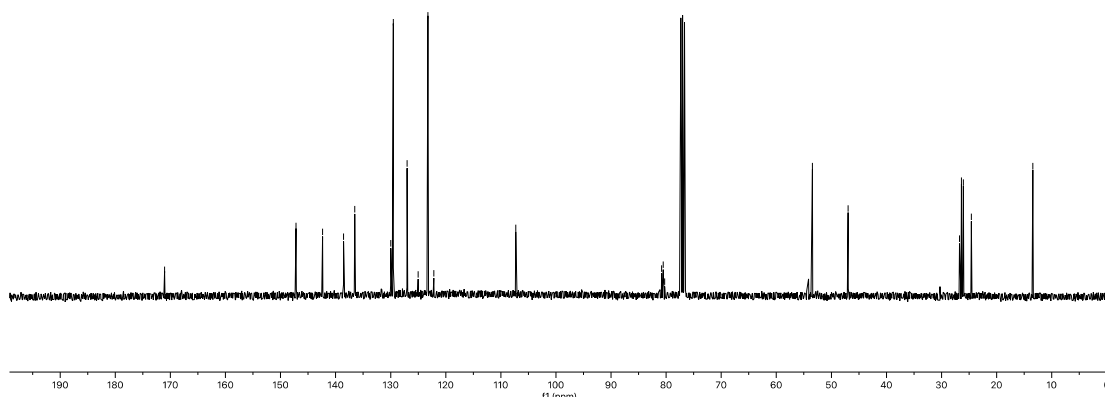
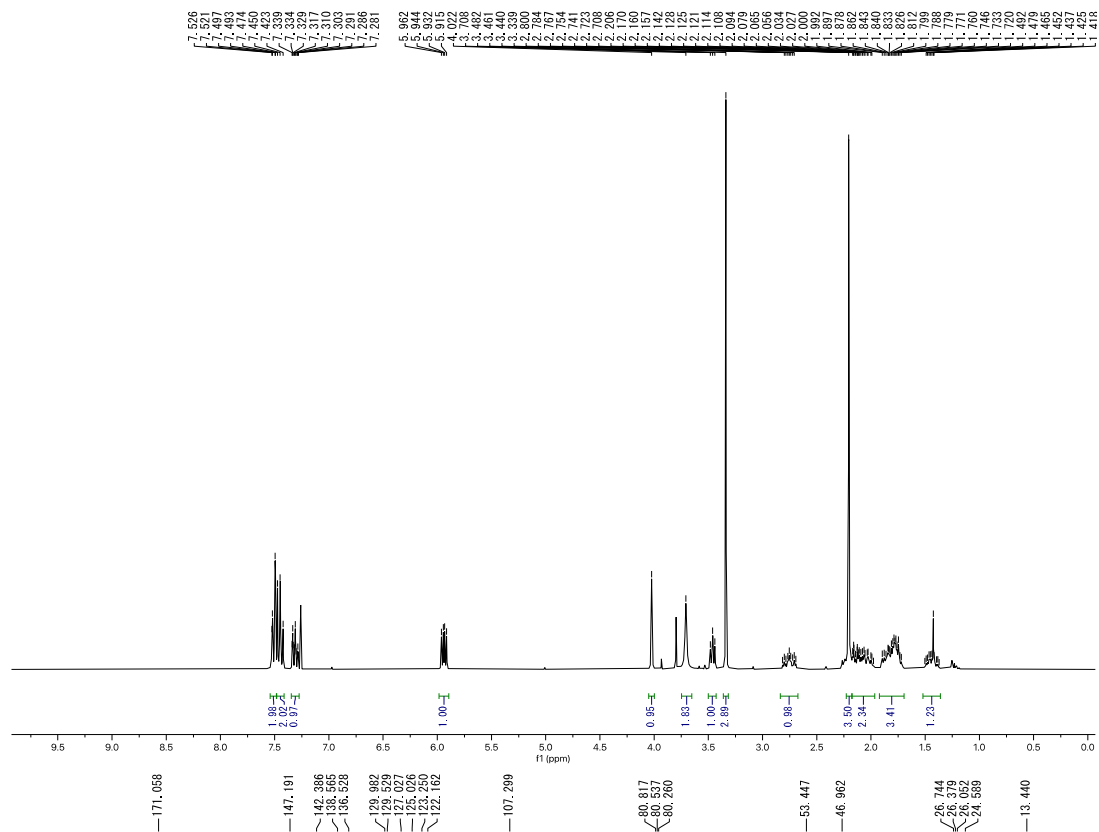
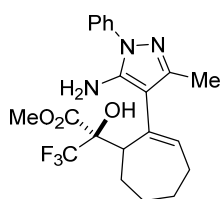
• Compound 5daa-diastereoisomer 2:



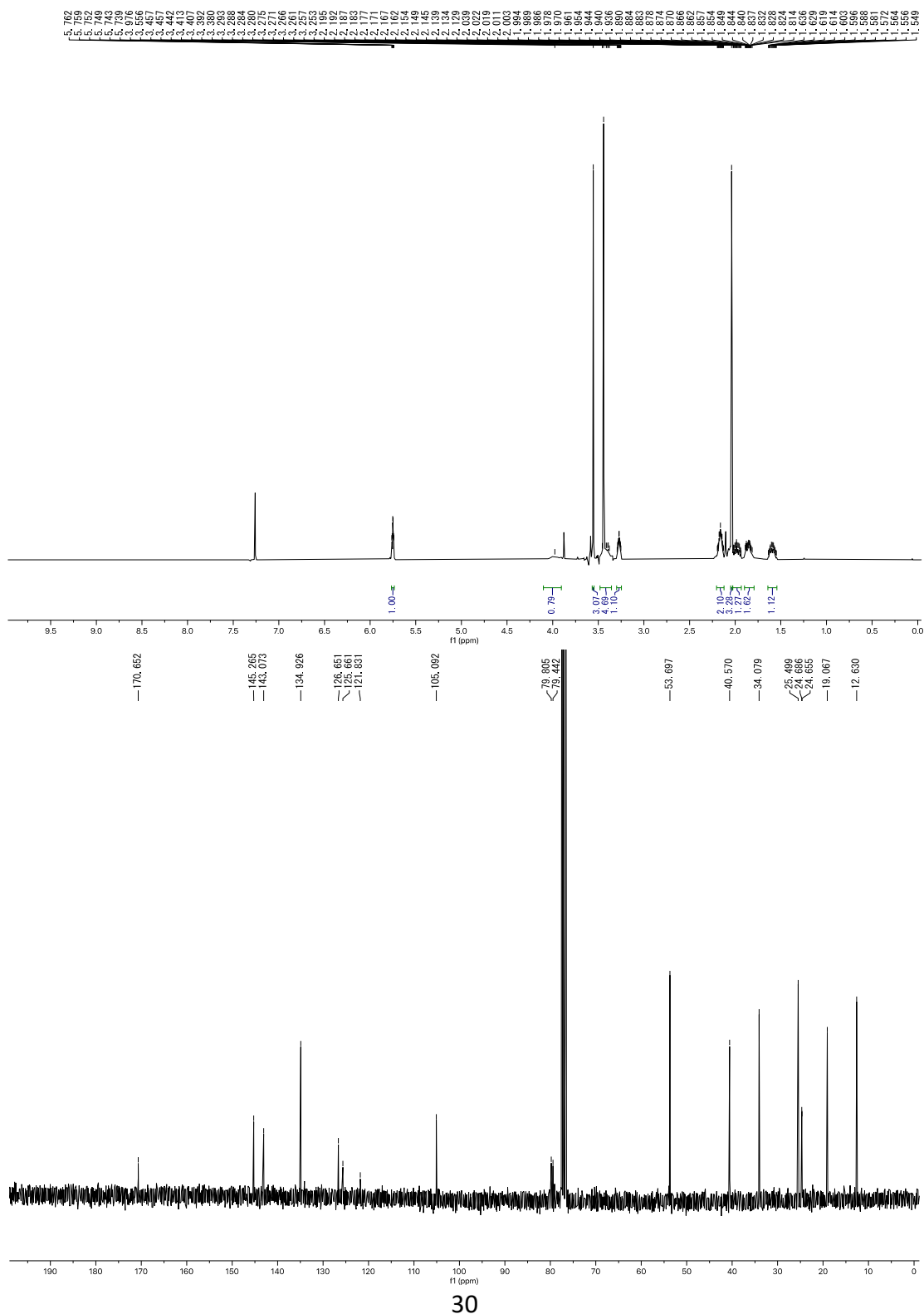
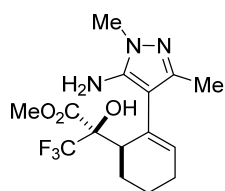
Compound 5faa:



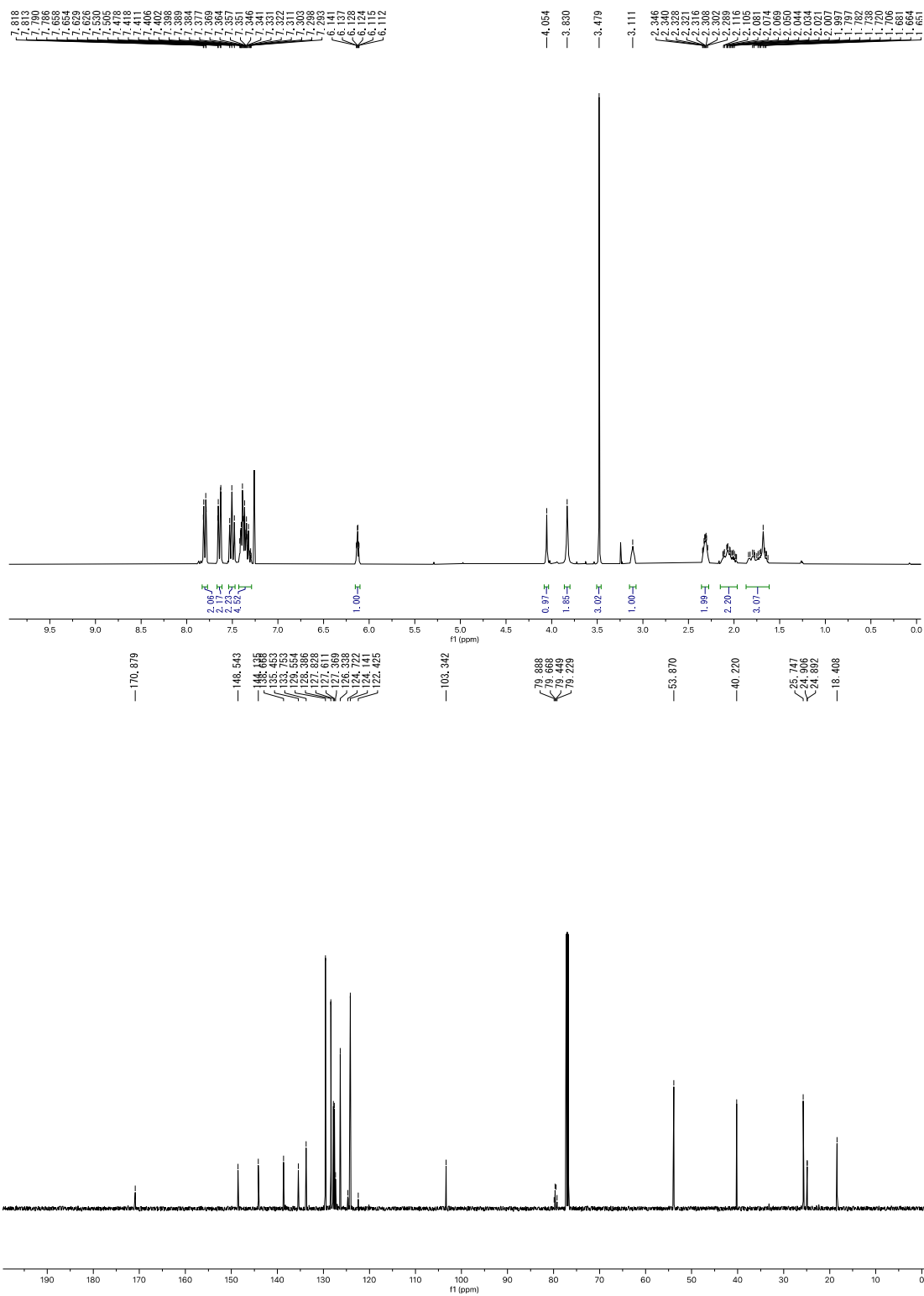
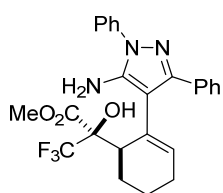
Compound 5gaa:



• Compound 5aba:



• Compound 5aca:



• Compound 5ada:

