



This open access document is posted as a preprint in the Beilstein Archives at <https://doi.org/10.3762/bxiv.2022.49.v1> and is considered to be an early communication for feedback before peer review. Before citing this document, please check if a final, peer-reviewed version has been published.

This document is not formatted, has not undergone copyediting or typesetting, and may contain errors, unsubstantiated scientific claims or preliminary data.

Preprint Title Automated Grindstone Chemistry: A Simple and Facile Way for PEG-assisted Stoichiometry-controlled Halogenation of Phenols and Anilines Using *N*-Halosuccinimide

Authors Dharmendra Das, Akhil A. Bhosle, Amrita Chatterjee and Mainak Banerjee

Publication Date 13 Jun 2022

Article Type Full Research Paper

Supporting Information File 1 NBS_autogrinding_SI_full nFinal.docx; 5.8 MB

ORCID® iDs Dharmendra Das - <https://orcid.org/0000-0002-2478-1257>; Amrita Chatterjee - <https://orcid.org/0000-0001-8666-2723>; Mainak Banerjee - <https://orcid.org/0000-0002-6833-5531>

License and Terms: This document is copyright 2022 the Author(s); licensee Beilstein-Institut.

This is an open access work under the terms of the Creative Commons Attribution License (<https://creativecommons.org/licenses/by/4.0>). Please note that the reuse, redistribution and reproduction in particular requires that the author(s) and source are credited and that individual graphics may be subject to special legal provisions.

The license is subject to the Beilstein Archives terms and conditions: <https://www.beilstein-archives.org/xiv/terms>.

The definitive version of this work can be found at <https://doi.org/10.3762/bxiv.2022.49.v1>

Automated Grindstone Chemistry: A Simple and Facile Way for PEG-assisted Stoichiometry-controlled Halogenation of Phenols and Anilines Using *N*-Halosuccinimide

Dharmendra Das, Akhil A. Bhosle, Amrita Chatterjee* and Mainak Banerjee*

Department of Chemistry, BITS Pilani, K. K. Birla Goa Campus, Goa 403 726, India

E-mail addresses: p20180009@goa.bits-pilani.ac.in (D. D.); p20190018@goa.bits-pilani.ac.in (A. A. B.); amrita@goa.bits-pilani.ac.in (A. C.); mainak@goa.bits-pilani.ac.in (M. B.)

Keywords: mechanochemistry; automated grinding; stoichiometry-controlled halogenation; PEG-400; *N*-bromosuccinimide; regioselectivity; chemoselectivity.

Abstract:

A simple electrical mortar-pestle was used in the development of a green and facile mechanochemical route for the catalyst-free halogenation of phenols and anilines via liquid assisted grinding using PEG-400 as the grinding auxiliary. A series of mono-, di-, tri-halogenated phenols and anilines was synthesized in good to excellent yields within 10-15 min in a chemoselective manner by controlling the stoichiometry of *N*-halosuccinimide (NXS, X = Br, I, Cl). It was observed that PEG-400 plays a key role in controlling the reactivity of the substrates and to afford better regioselectivity. Almost exclusive *para*-selectivity was observed for the aromatic substrates with free *o*- and *p*-positions for mono- and di-halogenations. As known, the decarboxylation (or desulfonation) was observed in the case of salicylic acids, anthranilic acids (or sulfanilic acids) leading to 2,4,6-trihalogenated products when 3 equiv of NXS was used. Simple instrumentation, metal-free approach, cost-effectiveness, atom economy, short reaction time, and mild reaction conditions are a few noticeable merits of this environmentally sustainable mechanochemical protocol.

Introduction

Aryl halides are valuable compounds with potent bioactivities [1-5] [Figure 1] and are utilized as crucial precursors for various metal-catalyzed cross-coupling reactions [6-9]. They are frequently used as synthetic intermediates in several value-added syntheses of natural products,

pharmaceuticals, agrochemicals, and advanced materials [10-14]. The ubiquity of halogen atoms in these synthetic building blocks urges the development of efficient, sustainable, and mild methods for aromatic halogenation.

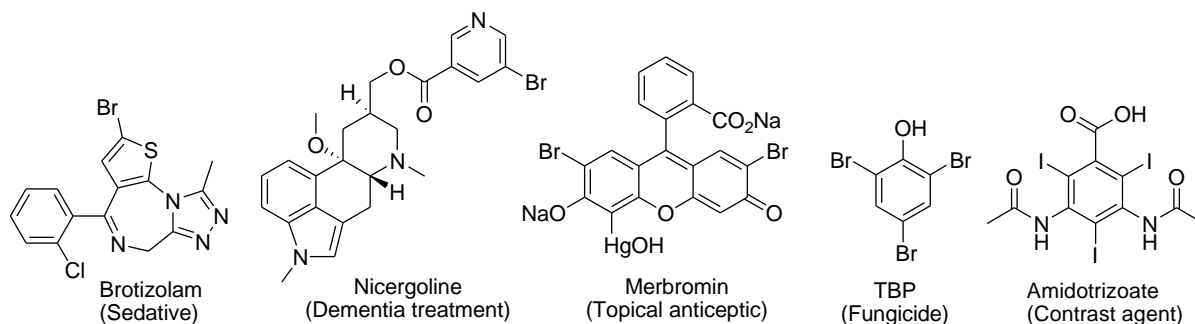
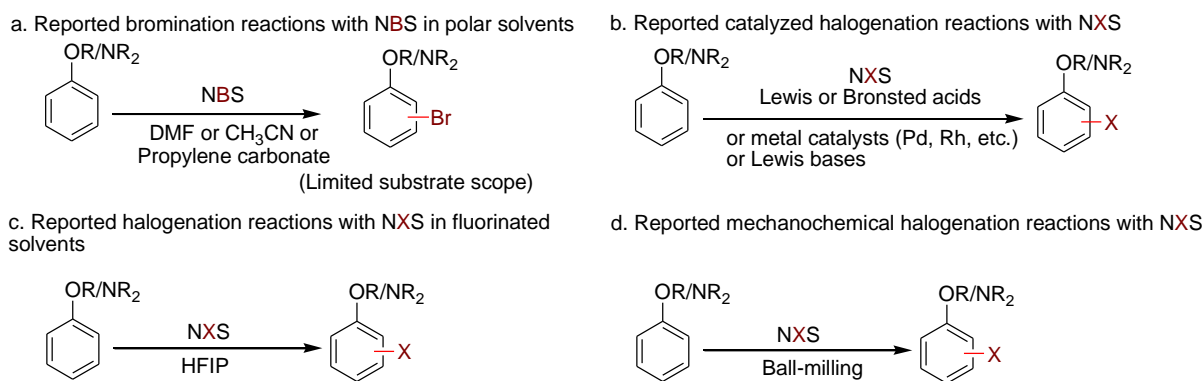


Figure 1. Representative examples of important halogen-containing aryl derivatives.

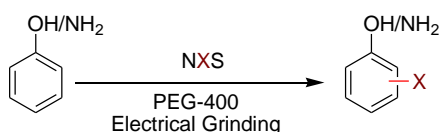
The century-old classical method of using hazardous and corrosive reagents X_2 ($X = \text{Br}, \text{Cl}$) suffers from low atom economy (<50%), formation of corrosive by-products (e.g. HBr) [15,16], which cause serious environmental issues. To mitigate the problem, several mild and operationally safe halogenating agents have been successfully introduced to replace X_2 [17-31]. Among them, the use of *N*-halosuccinimides has turned out to be a viable alternative to X_2 because of their low-cost, ease of handling, and possible recycling of the by-product succinimide [24-31]. In several earlier cases, the bromination with *N*-bromosuccinimide (NBS) was carried out in toxic polar solvents (e.g. DMF), but no iodinated or chlorinated products were obtained because of the low reactivity of NIS and NCS (Scheme 1a) [24-27]. In recent time, use of Lewis or Brønsted acids, Lewis bases and transition metal catalysts (Pd, Rh, Fe etc.) were employed to boost the reactivity of NXS (Scheme 1b) [32-43]. However, the use of toxic and expensive metals, high catalyst loading, and heating conditions are some sheer hurdles to achieving sustainability. Among notable other catalyst-free methods, the use of costly and low boiling hexafluoroisopropanol (HFIP) as solvent offered *p*-selective halogenation of activated aromatic systems (Scheme 1c) [44]. It is noteworthy to mention that over-halogenation of activated systems like phenols and anilines, due to the high reactivity and availability of multiple sites for substitution, often leads to an inseparable mixture of halogenated products [27,28]. Thus, a cheaper and sustainable method for regioselective halogenation in a controlled manner is a worthy pursuit.

In recent times, mechanochemistry [45,46], achieved by mechanical grinding or milling, has garnered massive recent interest among chemists owing to its green attributes like solvent-less, clean, atom economic and time-efficient method, and has been identified by IUPAC as one of 10 world-changing technologies [47]. Its simplest form, the “grindstone chemistry”, introduced by Toda et al. [48], has gradually become an effective tool for a variety of organic reactions [49]. It is generally carried out by hand-grinding which is not only a labor-intensive process but also raises some concerns on the reaction kinetics, reproducibility, and scalability. A simple solution is the automation of the grinding apparatus, wherein, reactants in a mortar can be ground by an electrically operated pestle. A large automated grindstone apparatus can be envisaged for industrial-scale synthesis. However, there are only limited examples of the use of automated grind-stone chemistry [50]. Notably, a few mechanochemical methods are available for aromatic halogenation using NXS (Scheme 1d) [51-53]. However, the solvent-free protocol reported by Mal and co-workers requires several hours for halogenation [51], whereas, Ghafuri and co-workers’ method requires the use of solid acid catalyst [52], apart from the use of high-cost, high-end milling equipment which limits to laboratory scale only. Therefore, developing an operationally simple, environmentally benign protocol, potentially useful for the batch-scale synthesis of aryl halides is highly desirable. From our past experience, we realized a liquid-assisted grinding expedites a reaction to several folds [54-56]. In this regard, PEG-400 is widely preferred due to its biodegradable and benign nature and often offers excellent outcomes where other grinding auxiliary failed to deliver [56,57]. Herein, we report a sustainable and facile aromatic halogenation protocol (mono-, di- and tri-) by controlling the stoichiometry of *N*-halosuccinimide and PEG-400 as the grinding auxiliary in an electrical grinder (Scheme 2).



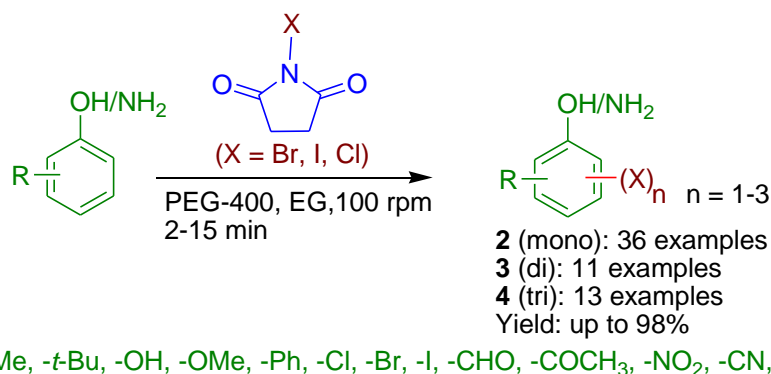
■ Toxic solvents ■ Use of catalyst ■ Intricate reaction setup ■ Expensive ■ Long reaction time

This work: Grindstone chemistry



■ Sustainable ■ Catalyst-free ■ Simple reaction setup ■ High regioselectivity ■ Short reaction time ■ Ambient condition

Scheme 1. Strategies for halogenation of aromatic compounds using NXS.

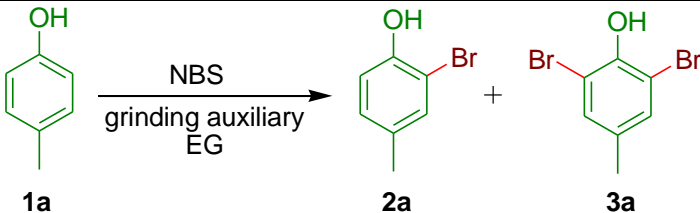


Scheme 2. General scheme of PEG-400 assisted halogenation of phenols and anilines in an automated grinder using NXS.

Results and Discussion

At the outset, the optimization of the reaction condition was carried out using *p*-cresol (**1a**) as the model substrate with 1.1 equiv of *N*-bromosuccinimide (NBS) for attempted monobromination. They were ground together at the speed of 100 rpm in an electrical grinder (EG) of Agate-made under neat conditions for 30 min. The reaction was incomplete and a mixture containing some starting material (**1a**), two other spots which are identified as *o*-monobromo (**2a**), as major (37%), and *o*-dibrominated *p*-cresol (**3a**) as minor (20%), were obtained (Table 1, entry 1). Next, the reaction mixture was ground under LAG condition with ethanol, and an

improved yield (77%) of mono-bromo product, **2a** was observed with a reduced amount of **3a** (12%) and a nominal recovery of the starting material (Table 1, entry 2). Incomplete consumption of starting phenol (**1a**) was primarily due to over bromination. The LAG in the presence of water afforded relatively inferior results than EtOH (Table 1, entry 3). The use of ethylene glycol and glycerol as the grinding matrix showed improved yield with the mono-bromo product, **2a** forming in 81% and 85% yield, respectively within 10 min (Table 1, entry 4,5). Next, liquid polyethylene glycol, PEG-400 was selected as the LAG agent keeping all other parameters the same. Interestingly, the mono-brominated product, **2a** was obtained almost exclusively in an excellent yield (91%) within just 5 min of grinding (Table 1, entry 6). The attempted model reaction under solid-state grinding using silica gel was sluggish and it afforded **2a** and **3a** in 3:2 ratio in lower yields (Table 1, entry 7). Under PEG-400 assisted grinding conditions, a study was conducted to determine the suitable stoichiometry of NBS for bromination reaction. The study revealed that the increased or decreased stoichiometry of NBS adversely affects the reaction outcome affording either incomplete conversion (Table 1, entry 8,9) or low yield of desired mono-bromo product due to over-bromination (Table 1, entry 10). On the other hand, increasing the grinding speed (120 rpm) did not increase the yield of the desired product or expedite the reaction (Table 1, entry 11). Whereas upon lowering the grinding speed (70 rpm), the yield of desired mono-bromo product decreased marginally, and the reaction took a long time for complete conversion (Table 1, entry 12). Next, a short study was conducted by carrying out the reactions on the model substrate (**1a**) in the solution phase to understand the advantage of grinding over conventional ways (Table 1, SI). Again, PEG-400 was found suitable as the solvent (1-2 mL per mmol of *p*-cresol) for monobromination of *p*-cresol but the reactions took several hours for completion and showed inferior chemoselectivity producing **3a** in higher quantity in the solution phase (entry 6,7, Table S1, SI). However, a thick immiscible mixture was formed when only 0.2 mL of PEG-400 and the reaction could not proceed to completion (entry 8, Table S1, SI). Further, during aqueous work-up at least 10% loss of the water-soluble crude product (**2a**) was observed in the conventional solution phase reactions leading to a drop in the isolated yields. Based on the above observations, the optimal reaction condition for electrophilic monobromination was set as to grind the substrates (1 mmol) in an automated grinder with 1.1 mmol of NBS at 100 rpm in PEG-400 (0.2 mL per mmol of the substrate) as a grinding auxiliary.

Table 1: Optimization of the reaction condition for bromination with NBS^a

Entry	Grinding media ^b	Equiv of NBS	Grinding speed (rpm)	Time (min)	Yield ^c (%)	
					2a	3a
1	NG	1.1	100	10	57 ^d	20
2	EtOH	1.1	100	10	77 ^d	12
3	H ₂ O	1.1	100	10	63 ^d	15
4	Ethylene glycol	1.1	100	10	81 ^d	06
5	Glycerol	1.1	100	10	85	05
6	PEG-400	1.1	100	5	91	03
7	SiO ₂	1.1	100	30	45 ^d	28
8	PEG-400	0.9	100	10	62 ^d	-
9	PEG-400	1.0	100	5	84 ^d	03
10	PEG-400	1.2	100	5	78 ^d	08
11	PEG-400	1.1	120	5	89	04
12	PEG-400	1.1	70	15	86	03

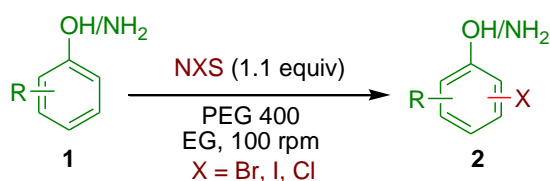
^a1 mmol of **1a** and 1.1 mmol NBS are taken for EG; ^b0.2 mL of solvent (300 mg for SiO₂) per mmol of **1a** was used for LAG; ^cIsolated yields; ^dSome amount of starting phenol (**1a**) was also isolated. NG: neat grinding.

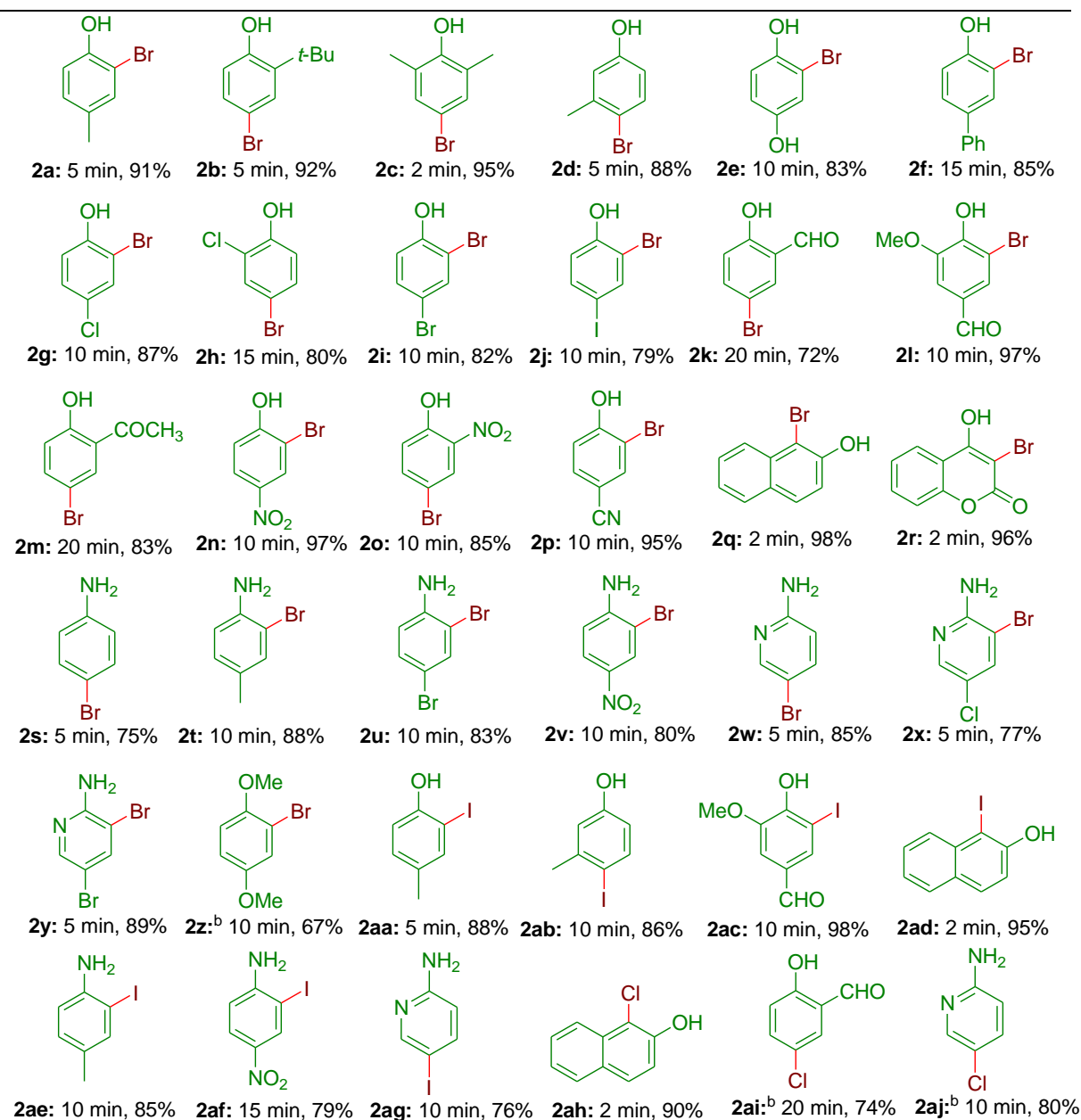
We explored the substrate scope of the catalyst-free monobromination under the optimized reaction conditions to validate the effectiveness of our method using an indigenous electrical grinder. The results are summarized in Table 2. At the outset, several electron-rich and electron-deficient phenol derivatives were converted to the corresponding mono-brominated products (**2a-2r**) in high to excellent yields upon employing 1.1 equiv of NBS as the brominating agent and PEG-400 (0.2 mL per mmol of phenols) as the LAG agent. As mentioned, PEG-400 allows the formation of a free-flowing liquid mixture and the reactions were mostly completed within 2-15 min of grinding in an Agate mortar-pestle. In each case, once the reaction got over the crude product was directly slurried by the addition of silica gel (230-400 mesh, approximately 1 g) and purified by flash chromatography eluting with varying

proportions of EtOAc-petroleum ether; thus, a typical work-up step was avoided. Moreover, upto 95% of the side product succinimide was also isolated, and considering its possible conversion to NBS [44] it is an attribute to this green protocol by lowering the e-factor. The products were well-characterized by ^1H NMR, ^{13}C NMR, IR and CHN analysis. The NMR spectra of the newly synthesized compounds matched well with the reported data indicating their successful formation. As such not much substituent effect was seen and the protocol worked well for phenols having electron-donating groups (EDG, entries **2b-2e**, Table 2) or even strong electron-withdrawing groups (EWG, entries **2n-2p**, Table 2) affording high yields of the corresponding mono-brominated products. The reaction of halogen substituted phenols also showed higher yields with no exchange of halogen atoms during the course of the reaction (entries **2g-2j**, Table 2). As expected, exclusive *o*-bromination to the phenolic -OH group was observed for 4-phenyl phenol indicating this electrophilic halogenation is selective to electron-rich aromatic ring only (entry **2f**, Table 2). Also, aromatic halogenation prevails over α -halogenation of ketomethyl group as **2m** was formed as the sole product for the bromination of 2'-hydroxyacetophenone (entry **2m**, Table 2). Notably, easily oxidizable groups like -CHO remained unaffected under the reaction condition (entries **2k,2l**, Table 2). It is worthy to mention that bromination on 2-naphthol and coumarin was extremely fast affording >95% yields within just 2 min of grinding (entries **2q,2r**, Table 2). Next, a series of aniline derivatives were taken as the substrates for this electrophilic bromination by NBS. To our delight, the corresponding bromo-derivatives were formed in high yields (75-89%) within 5-15 min of grinding (entries **2s-2y**, Table 2). Once again, no prominent substituent effect was observed in terms of yields or reaction time. Next, we focused our attention on expanding the substrate scope to other electron-rich aromatic systems. The bromination of hydroquinone-dimethyl ether was sluggish and a moderate yield (67%) of the desired mono-bromo derivative (**2z**) was achieved only after 30 min of rigorous grinding. However, a negligible conversion was observed for *p*-xylene or mesitylene even after grinding for an hour. Therefore, we restricted our study to halogenation of phenols and anilines only. Subsequently, a short series of mono-iodo derivatives were successfully prepared in high to excellent yields from phenols and anilines by adding 1.1 equiv of NIS with PEG-400 as the LAG agent (entries **2aa-2ag**, Table 2). Notably, both Br- and I-substituents are mainly used as the substrates for cross-coupling reactions indicating the usefulness of the current protocol for quick access to these halo-derivatives. Encouraged by this, we attempted mono-chlorination with selected phenols and anilines. The first attempt with 2-naphthol could afford the desired chloro derivative (**2ah**) in

high yield within 2 min. However, unlike in the case of NBS and NIS, the chlorination by NCS was often found sluggish and complete conversion was not observed even after vigorous grinding for 30 min. Nonetheless, the addition of a catalytic amount of H₂SO₄ (10 mol%) was sufficient to activate NCS and the corresponding chloro-derivatives were obtained in good yields (entries **2ai,2aj**, Table 2). It is worthy to note that PEG-400 as the grinding auxiliary not only expedited the reaction but also played a key role in availing better regioselectivity. A very high *para*-selectivity was observed for both phenols and aniline substrates with free *o*- and *p*-positions in the case of bromination as well as iodination (entries **2b,2d,2h,2k,2s,2w,2ab,2ag** etc., Table 2). In some cases, the formation of negligible amounts of di-halo derivatives (3-5%) could not be avoided. From the mechanistic point of view, it is expected that a standard electrophilic aromatic substitution pathway was followed for the halogenation using NXS (X = Br, I, Cl). Presumably, PEG-400 with several -O- and terminal -OH functionalities helps to enhance the polarization of N-X bond. Thus, the formation of the halonium ion (X⁺) in the reaction media is faster and further it stabilizes X⁺ by solvation to offer an extra bit of time for the attack of phenol (or aniline) preferably through *p*-position leading to the formation of the thermodynamically stable halo derivative via a σ -complex formation. The high concentration of substrates and reagents in the close proximity in this solvent-*less* process and grinding force could be the other reasons for the fast reaction kinetics.

Table 2: Mono-halogenation of phenols and anilines by automated grinding with NXS^a



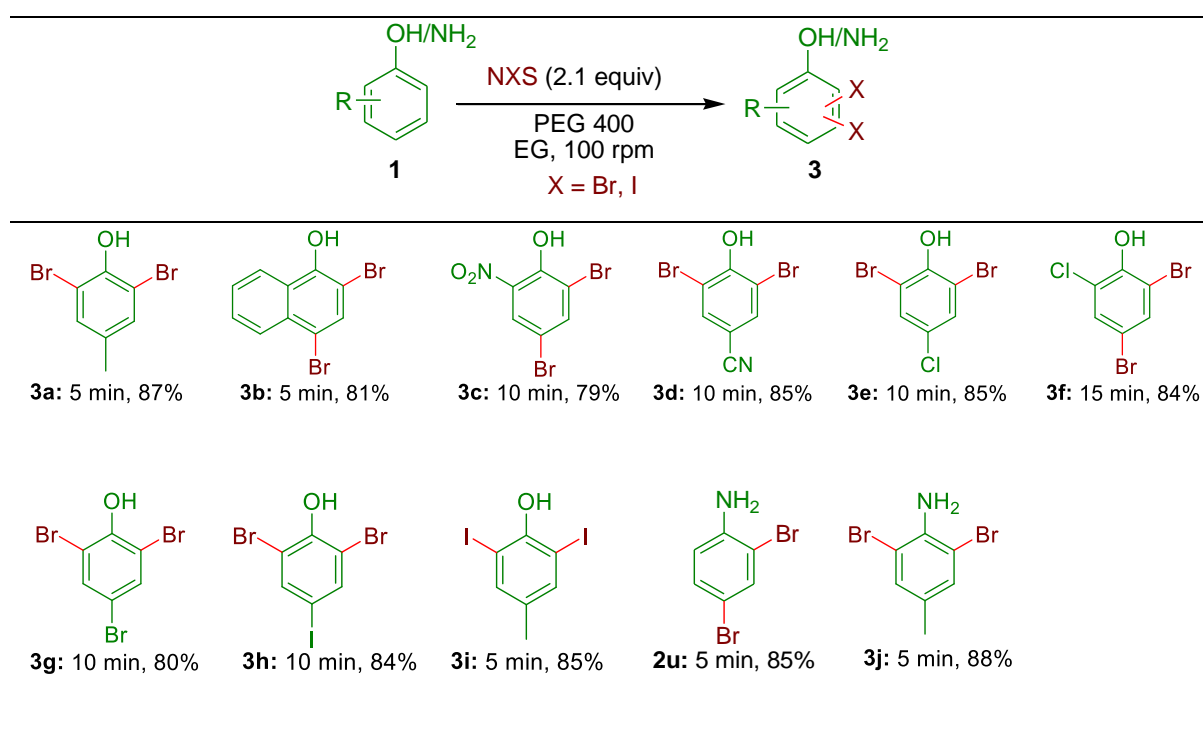


^aAll yields refer to the isolated products; ^bReactions carried out in the presence of 10 mol% of conc. H₂SO₄.

The initial optimization study showed that the presence of excess NBS could increase the yield of undesired di-bromo products (Table 1, entry 10). Encouraged by this, a short series of di-halo derivatives were prepared under optimized grinding conditions by just changing the stoichiometry from 1 equiv to 2 equiv of NXS (X = Br, I) (Table 3). Several electron-rich (entries **3a,3k**, Table 3) and electron-deficient (entries **3c-3h**, Table 3) phenols and anilines were successfully converted to the corresponding di-bromo derivatives in good to the excellent

yields within 5-15 min when 2.1 equiv of NBS was used (Table 3). The formation of corresponding mono-bromo products was not observed. Similarly, *p*-cresol (**1a**) was converted to the corresponding di-iodo derivative (**3i**) in high yield by using 2.1 equiv of NIS indicating the generality of this synthetic protocol. Next, the attempted di-halogenation of aniline derivatives also worked well to afford the desired products in high yields (entries **2u**, **3j**, Table 3). In all cases, no prominent substituent effect was observed in terms of yields and reaction time.

Table 3: Di-halogenation of phenols and anilines with NXS by automated grinding^a



^aAll yields refer to the isolated products.

Next, we planned to further diversify this halogenation protocol via automated grinding for the facile access to tri-halo derivatives by the use of 3 equiv of *N*-halosuccinimide (X = Br, I) (Table 4). Notably, tri-halo phenols and anilines are commercial products and used as intermediates of pharmaceutical and agrochemical products. The basic substrates phenol (entry 1, Table 4) and aniline (entry 5, Table 4) afforded 2,4,6-tribromo derivatives in the presence of NBS in excellent yields just by grinding for 5 min. Similarly, 3 equiv of NIS ensured the formation of 2,4,6-tribromo derivatives in over 90% yields (entries 8,11, Table 4). As known, easy decarboxylation (or desulfonation) was observed for phenols and anilines with carboxylic

acid (-CO₂H) or sulfonic acid (-SO₃H) groups both at *o*- or *p*-positions leading to the formation of 2,4,6-trihalo phenols and anilines in excellent yields within just 10 min (Table 4) [58]. Thus simple control of stoichiometry of NXS could offer the versatility in obtaining mono-, di- or tri-halo derivatives as per the requirement within a very short time, which is a sheer advantage of this mechanochemical method. A further study of mechanochemical decarboxylative aromatic halogenation is underway in our laboratory.

Table 3: Tri-halogenation of phenols and anilines with NXS by automated grinding^a

Z $\xrightarrow[\text{PEG 400, EG, 100 rpm}]{\text{NXS (3 equiv)}}$

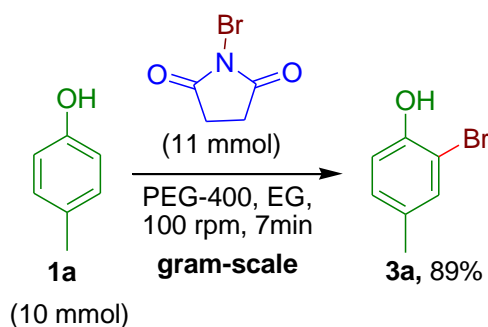
X = Br, I

Entry	Z	Product	Time (min)	Yield (%)
1	H		05	94
2	<i>o</i> -CO ₂ H		10	86
3	<i>p</i> -CO ₂ H		10	89
4	<i>p</i> -SO ₃ H		10	85
5	H			05
6	<i>p</i> -CO ₂ H	10		90
7	<i>p</i> -SO ₃ H	05		92
8	H		05	94
9	<i>p</i> -CO ₂ H		05	93
10	<i>p</i> -SO ₃ H		05	95
11	H		05	92
12	<i>p</i> -CO ₂ H		05	95
13	<i>p</i> -SO ₃ H		05	97

^aAll yields refer to the isolated products.

The scalability of any synthetic protocol is a necessary attribute to access its potential from the laboratory scale to a pilot-scale synthesis. A gram-scale synthesis was conducted with 1.08 g of *p*-cresol (**1a**, 10 mmol) and 1.96 g NBS (11 mmol) in PEG-400 as grinding auxiliary. The obtained yield of the gram-scale (10 mmol, 89%) synthesis for monobromo product (**3a**) was

found to be more or less comparable with the yield of small-scale synthesis (1 mmol, 91%). However, the reactions took a slightly longer time (7 min) than the small-scale synthesis. The demonstration of gram-scale reaction implies the potential application of the new protocol in large-scale synthesis with adequate grinding equipment.



Scheme 3. Gram-scale mono-bromination of *p*-cresol by NBS in the automated grinder.

Lastly, a comparative study of available methods for *N*-halosuccinimide aided electrophilic halogenation with our auto-grinding protocol was conducted (Table S2, SI). As seen in the table S2, the present method is comparable or better in terms of the yields, reaction time, substrate scope, regioselectivity, etc. over other conventional methods, and a low E-factor in the range of 2.1-3.6 ensures that the current method is a potential replacement of these methods. Notably, a quick cost-estimation of our method and the other mechanochemical method by Ghafuri and co-workers based on raw materials revealed that the current method is approximately 6 times more cost-effective; besides, the time required for the synthesis of solid-acid catalyst and the cost of high-end milling instrument are additional considerations for that method [52].

Conclusion

In conclusion, we have developed a facile and sustainable mechanochemical route for the catalyst-free halogenation of phenol and aniline derivatives using *N*-halosuccinimide as the reagent. In the protocol, PEG-400 was used as an LAG agent and the reactions were conducted in an automated grinder in open-air at room temperature for quick access to halo-derivatives. A wide range of substrates was compatible with NXS (X = Br, I, Cl) for electrophilic aryl halogenation without much substituent effect and by just controlling the stoichiometry of NXS a series of mono-, di-, tri-halogenated phenols and anilines were obtained in a chemoselective manner in good to excellent yields within 2-15 min of grinding. Spontaneous decarboxylation

(or desulfonation) was observed in the case of salicylic acids or anthranilic acids leading to 2,4,6-trihalo derivatives when 3 equiv of NXS was used. PEG-400 plays a key role for faster reaction kinetics and to afford better regioselectivity. Almost exclusive *p*-selectivity was observed for the aromatic substrates with free *ortho*- and *para*-positions. The gram-scale reactions show similar efficiency like smaller batches indicating easy scale-up of this protocol. The protocol is environment friendly and cost-effective having key attributes like simple instrumentation, no aqueous work-up, short reaction time, and mild reaction conditions.

Experimental

General procedure for mono-halogenation of phenols and anilines

The phenol derivative (**1**, 1.0 mmol) was taken in an Agate mortar attached to an electrical grinder, PEG-400 (0.2 mL) was added as LAG agent and to the mixture, NBS (1.1 mmol) was added in several portions over 5 min under continuous grinding by a pestle at 100 rpm. The electrical grinding was continued for the specific time period (as mentioned in Table 2) and the completion of the reaction was monitored by checking TLC after 2 min, 5 min, 10 min, 15 min as applicable for the reaction. After complete conversion was observed, 0.8-1 g of silica gel (230-400 mesh) was added and the slurry was subjected to flash chromatography and eluted with a mixture of EtOAc-petroleum ether to afford the pure mono-bromo phenol derivative. The side product succinimide was subsequently eluted using 1:10 MeOH-CHCl₃.

Funding Sources

SERB, India (project no. EMR/2016/002253) is gratefully acknowledged for financial support.

Notes

The authors declare no personal, financial or organizational conflict of interest.

Acknowledgments

M. B. is grateful to SERB, India (project no. EMR/2016/002253) for financial support, and D. D. is indebted to SERB and BITS, Pilani for research fellowships. A.A.B. is thankful to BITS,

Pilani for SRFship. We acknowledge the Central Instrumentation Facilities of BITS-Pilani, Pilani campus and K. K. Birla Goa campus, and Central Analytical Laboratory of BITS-Pilani, Hyderabad campus for NMR spectroscopy.

References

1. Neilson, A. H., Ed. *Organic Bromine and Iodine Compounds*. In *the Handbook of Environmental Chemistry*, Vol. 3R; Springer: Berlin, **2003**. doi:10.1007/978-3-540-37055-0
2. Öztaşkın, N.; Çetinkaya, Y.; Taslimi, P.; Göksu, S.; Gülçin, İ. *Bioorg. Chem.* **2015**, *60*, 49–57. doi:10.1016/j.bioorg.2015.04.006
3. Liu, M.; Hansen, P. E.; Lin, X. *Mar. Drugs* **2011**, *9*, 1273–1292. doi:10.3390/md9071273
4. Jesus, A.; Correia-da-Silva, M.; Afonso, C.; Pinto, M.; Cidade, H. *Mar. Drugs* **2019**, *17*, 73. doi:10.3390/md17020073
5. Gribble, G. W. *J. Chem. Educ.* **2004**, *81*, 1441–1449. doi:10.1021/ed081p1441
6. Ruiz-Castillo, P.; Buchwald, S. L. *Chem. Rev.* **2016**, *116*, 12564–12649. doi:10.1021/acs.chemrev.6b00512
7. Sun, C.-L.; Shi, Z.-J. *Chem. Rev.* **2014**, *114*, 9219–9280. doi:10.1021/cr400274j
8. Tellis, J. C.; Kelly, C. B.; Primer, D. N.; Jouffroy, M.; Patel, N. R.; Molander, G. A. *Acc. Chem. Res.* **2016**, *49*, 1429–1439. doi:10.1021/acs.accounts.6b00214
9. Weix, D. J. *Acc. Chem. Res.* **2015**, *48*, 1767–1775. doi:10.1021/acs.accounts.5b00057
10. Tabassum, S.; Zahoor, A. F.; Ahmad, S.; Noreen, R.; Khan, S. G.; Ahmad, H. *Molecular Diversity* **2022**, *26*, 647–689. doi:10.1007/s11030-021-10195-6
11. Jung, N.; Bräse, S. *Eur. J. Org. Chem.* **2009**, 4494–4502. doi:10.1002/ejoc.200900632
12. Busacca, C. A.; Fandrick, D. R.; Song, J. J.; Senanayake, C. H. *Adv. Synth. Catal.* **2011**, *353*, 1825–1864. doi:10.1002/adsc.201100488
13. Jeschke, P. *Eur. J. Org. Chem.* **2022**, e202101513. doi:10.1002/ejoc.202101513
14. Gao, Y.; Feng, C.; Seo, T.; Kubota, K.; Ito, H. *Chem. Sci.* **2022**, *13*, 430–438. doi:10.1039/d1sc05257h
15. Taylor, R. *Electrophilic Aromatic Substitution*, Wiley, Chichester 1990. XVI, 513 S. doi: [10.1002/ange.19911030138](https://doi.org/10.1002/ange.19911030138)
16. Saikia, I.; Borah, A. J.; Phukan, P. *Chem. Rev.* **2016**, *116*, 6837–7042. doi: 10.1021/acs.chemrev.5b00400

17. Voskressensky, L. G.; Golantsov, N. E.; Maharramov, A. M. *Synthesis* **2016**, *48*, 615–643. doi:10.1055/s-0035-1561503
18. Muathen, H. A. *J. Org. Chem.* **1992**, *57*, 2740–2741. doi:10.1021/jo00035a038
19. Majetich, G.; Hicks, R.; Reister, S. *J. Org. Chem.* **1997**, *62*, 4321–4326. doi:10.1021/jo970135w
20. Roy, S. C.; Guin, C.; Rana, K. K.; Maiti, G. *Tetrahedron Lett.* **2001**, *42*, 6941–6942. doi:10.1016/S0040-4039(01)01412-5
21. Naresh, M.; Kumar, M. A.; Reddy, M. M.; Swamy, P.; Nanubolu, J. B.; Narender, N. *Synthesis* **2013**, *45*, 1497–1504. doi:10.1055/s-0033-1338431
22. Li X.-L.; Wu, W.; Fan, X.-H.; Yang, L.-M. *RSC Adv.* **2013**, *3*, 12091–12095. doi:10.1039/c3ra41664j
23. Mohan, K. V. V. K.; Narender, N.; Srinivasu, P.; Kulkarni, S. J.; Raghavan, K. V. *Synth. Commun.* **2004**, *34*, 2143–2152. doi:10.1081/SCC-120038491
24. Ross, S. D.; Finkelstein, M.; Petersen, R. C. *J. Am. Chem. Soc.* **1958**, *80*, 4327–4330. doi:10.1021/ja01549a053
25. Mitchell, R. H.; Lai, Y.-H.; Williams, R. V. *J. Org. Chem.* **1979**, *44*, 4733–4735. doi:10.1021/jo00393a066
26. Carreno, M. C.; Garcia Ruano, J. L.; Sanz, G.; Toledo, M. A.; Urbano, A. *J. Org. Chem.* **1995**, *60*, 5328–5331. doi:10.1021/jo00121a064
27. Zysman-Colman, E.; Arias, K.; Siegel, J. S. *Can. J. Chem.* **2009**, *87*, 440–447. doi:10.1139/v08-176
28. Pingali, S. R. K.; Madhav, M.; Jursic, B. S. *Tetrahedron Letters* **2010**, *51*, 1383–1385. doi:10.1016/j.tetlet.2010.01.002
29. Pramanick, P. K.; Hou, Z.-L.; Yao, B. *Tetrahedron* **2017**, *73*, 7105–7114. doi:10.1016/j.tet.2017.10.073
30. Teecometae, P.; Kulvaranon, P.; Pandey, A.; Chobtumskul, K.; Tungsirirurp, S.; Sophanpanichkul, P.; Losuwanakul, S.; Soimaneewan, D.; Kanjanwongpaisan, P.; Siricharoensang, P.; Choosakoonkriang, S. *Tetrahedron* **2017**, *73*, 6564–6572. doi:10.1016/j.tet.2017.10.005
31. Song, S.; Sun, X.; Li, X.; Yuan, Y.; Jiao, N. *Org. Lett.* **2015**, *17*, 2886–2889. doi:10.1021/acs.orglett.5b00932

32. Bovonsombat, P.; Ali, R.; Khan, C.; Leykajarakul, J.; Pla-on, K.; Aphimanchindakul, S.; Pungcharoenpong, N.; Timsuea, N.; Arunrat, A.; Punpongjareorn, N. *Tetrahedron* **2010**, *66*, 6928–6935. doi:10.1016/j.tet.2010.06.041
33. Racys, D. T.; Sharif, S. A. I.; Pimlott, S. L.; Sutherland, A. *J. Org. Chem.* **2016**, *81*, 772–780. doi:10.1021/acs.joc.5b02761
34. Mostafa, M. A. B.; Bowley, R. M.; Racys, D. T.; Henry, M. C.; Sutherland, A. *J. Org. Chem.* **2017**, *82*, 7529–7537. doi:10.1021/acs.joc.7b01225
35. Nishii, Y.; Ikeda, M.; Hayashi, Y.; Kawauchi, S.; Miura, M. *J. Am. Chem. Soc.* **2020**, *142*, 1621–1629. doi:10.1021/jacs.9b12672
36. Yamazaki, M.; Nogata, M.; Nakamura, A.; Maegawa, T. *J. Org. Chem.* **2019**, *84*, 7405–7410. doi:10.1021/acs.joc.9b00817
37. Xu, H.; Hu, L.; Zhu, G.; Zhu, Y.; Wang, Y.; Zheng-Guang Wu, Z.-G.; Zi, Y.; Huang, W. *RSC Adv.* **2022**, *12*, 7115–7119. doi: 10.1039/d2ra00197g
38. [Xu, X.](#); [Luo, J.](#) *ChemSusChem.* **2019**, *12*, 4601–4616. doi: 10.1002/cssc.201901951
39. Bedford, R. B.; Haddow, M. F.; Mitchell, C. J.; Webster, R. L. *Angew. Chem. Int. Ed.* **2011**, *50*, 5524–5527. doi:10.1002/anie.201101606
40. John, A.; Nicholas, K. M. *J. Org. Chem.* **2012**, *77*, 5600–5605. doi:10.1021/jo300713h
41. Sun, X.; Sun, Y.; Zhang, C.; Rao, Y. *Chem. Commun.*, **2014**, *50*, 1262–1264. doi:10.1039/c3cc47431c
42. Schröder, N.; Wencel-Delord, J.; Glorius, F. *J. Am. Chem. Soc.* **2012**, *134*, 8298–8301. doi:10.1021/ja302631j
43. Bhardwaj, N.; Singh, A. K.; Tripathi, N.; Goel, B.; Indra, A.; Jain, S. K. *New J. Chem.* **2021**, *45*, 14177–14183. doi:10.1039/d1nj02777h
44. Tang, R. J.; Milcent, T.; Crousse, B. *J. Org. Chem.* **2018**, *83*, 930–938. doi:10.1021/acs.joc.7b02920
45. Frišćić, T.; Mottillo, C.; Titi, H. M. *Angew. Chem., Int. Ed.* **2020**, *59*, 1018–1029. doi:10.1002/anie.201906755
46. Stolle, A.; Ranu, B. C. *Ball milling towards green synthesis: Applications, projects, challenges*, Royal Society of Chemistry: 1st edition, 2014. doi:10.1039/9781782621980
47. Gomollon-Bel, F. *Chem. Int.* **2019**, *41*, 12–17. doi:10.1515/ci-2019-0203
48. Tanaka, K.; Toda, F. *Chem. Rev.* **2000**, *100*, 1025–1074. doi:10.1021/cr940089p

49. Banerjee, M.; Panjikar, P. C.; Das, D.; Iyer, S.; Bhosle A. A.; Chatterjee, A. *Tetrahedron* **2022**, *112*, 132753. doi:[10.1016/j.tet.2022.132753](https://doi.org/10.1016/j.tet.2022.132753)
50. Das, D.; Bhutia, Z. T.; Panjikar, P. C.; Chatterjee, A.; Banerjee, M. *J. Heterocycl. Chem.* **2020**, *57*, 4099–4107. doi:10.1002/jhet.4106
51. Bose, A.; Mal, P. *Tetrahedron Lett.* **2014**, *55*, 2154–2156. doi:10.1016/j.tetlet.2014.02.064
52. Ghanbarin, N.; Ghafuri, H.; Zand, H. R. E.; Eslami, M. *SynOpen* 2017, **1**, 143–146. doi:10.1055/s-0036-1590959
53. Liu, Z.; Xu, H.; Wang, G.-W. *Beilstein J. Org. Chem.* **2018**, *14*, 430–435. <https://doi.org/10.3762/bjoc.14.31>
54. Bhutia, Z. T.; Prasannakumar, G.; Das, A.; Biswas, M.; Chatterjee, A.; Banerjee, M. *ChemistrySelect* **2017**, *2*, 1183–1187. doi:10.1002/slct.201601672
55. Banerjee, M.; Chatterjee, A.; Kumar, V.; Bhutia, Z. T.; Khandare, D. G.; Majik, M. S.; Roy, B. G. *RSC Adv.* **2014**, *4*, 39606–39611. doi:10.1039/c4ra07058e
56. Das, D.; Bhutia, Z. T.; Chatterjee, A.; Banerjee, M. *J. Org. Chem.* **2019**, *84*, 10764–10774. doi:10.1021/acs.joc.9b01280
57. Declerck, V.; Colacino, E.; Bantreil, X.; Martinez, J.; Lamaty, F. *Chem. Commun.* **2012**, *48*, 11778–11780. doi:10.1039/c2cc36286d
58. Varenikov, A.; Shapiro, E.; Gandelman, M. *Chem. Rev.* **2021**, *121*, 412–484. doi:10.1021/acs.chemrev.0c00813